

**TECHNICAL MANUAL**

**DIRECT SUPPORT AND GENERAL SUPPORT MAINTENANCE**

**REPAIR PARTS AND SPECIAL TOOLS LISTS**

**(INCLUDING DEPOT MAINTENANCE REPAIR**

**PARTS AND SPECIAL TOOLS)**

**FOR**

**ENGINE, DIESEL (MULTIFUEL):**

**TURBOCHARGED, FUEL INJECTED,**

**WATER COOLED, 6-CYLINDER**

**ASSEMBLY (MILITARY MODELS**

**LD-465-1, 2815-239-5824;**

**LD-465-1C, 2815-134-4830; LDT-465-1C,**

**2815-103-2642; LDS-465-1,**

**2815-075-0087; LDS-465-1A,**

**2815-239-5819; AND LDS-465-2,**

**2815-808-8011 AND CLUTCHES)**

---

**HEADQUARTERS, DEPARTMENT OF THE ARMY**

**MAY 1974**



**DIRECT SUPPORT AND GENERAL SUPPORT  
MAINTENANCE  
REPAIR PARTS AND SPECIAL TOOLS LIST  
(Including Depot Maintenance Repair Parts and  
Special Tools**

ENGINE, DIESEL (MULTI FUEL):  
TURBOCHARGED, FUEL INJECTED, WATER COOLED,  
6-CYLINDER ASSEMBLY (MILITARY MODELS  
LD-465-1, 2815-239-5824; LD-465-1C, 2815-134-4830;  
LDT-465-1C, 2815-103-2642; LDS-465-1, 2815-075-0087;  
LDS-465-1A, 2815-239-5819; AND LDS-465-2,  
2815-808-8011 AND CLUTCHES)

*Current as of December 1973*

SECTION		Figure	Page
I.	INTRODUCTION		
	Model LDS-465-2 Engine Assembly, left front view. . . . .	1	8
	Model LDS-465-2 Engine Assembly, right rear view....	. 2	9
	Model LDS-465-1A Engine Assembly, left front view. . . . .	. 3	10
	Model LDS-465-1A Engine Assembly, right rear view. ....	. 4	11
	Model LD-465-1 and LD-465-1C Engine Assembly, left front view.....	5	12
	Model LD-465-1 and LD-465-1C Engine Assembly, right rear view.....	..6	13
	Model LDS-465-1 Engine Assembly, left front view. ....	..7	14
	Model LDS-465-1 Engine Assembly, right rear view. . . . .	8	15
	Model LDT-465-1C Engine Assembly, left front view.....	..9	16
	Model LDT-465-1C Engine Assembly, right rear view.....	10	17
II.	REPAIR PARTS LIST		
	Group 01 - ENGINE		
	0100 Engine Assembly . . . . .	11	18
	0101 Crankcase, Block, Cylinder Head... . . . .	12	23
	0102 Crankshaft . . . . .	14	25
	0103 Flywheel Assembly . . . . .	15	28
	0104 Pistons, Connecting Rods . . . . .	16	30
	0105 Valves, Camshafts, and Timing System . . . . .	18	32
	0106 Engine Lubrication System . . . . .	19	36
	0108 Manifolds . . . . .	25	47

\*This manual supersedes TM 9-2815-210-35P, 13 April 1970.

	Figure	Page
GROUP 02 - CLUTCH		
0200 Clutch assembly . . . . .	26	48
GROUP 03 - FUEL SYSTEM		
0301 Fuel Injector. . . . .	27	49
0302 Fuel Lines . . . . .	32	56
0305 Turbocharger . . . . .	35	58
0309 Fuel Filters . . . . .	37	61
0311 Diesel Air Heater, Heater Pump. . . . .	40	65
GROUP 05 - COOLING SYSTEM		
0503 Water Manifold, Headers, Thermostats, and Housing Gasket	46	72
0504 Water Pump . . . . .	47	73
0505 Fan Assembly . . . . .	49	75
GROUP 06 - ELECTRICAL SYSTEM		
0601 Generator, Alternator . . . . .	50	77
0603 Starting Motor . . . . .	51	79
0610 Sending Units and Warning Switches . . . . .	52	80
GROUP 12 - BRAKES		
1209 Air Compressor Assembly . . . . .	53	81
GROUP 14 - STEERING		
1410 Hydraulic Pump or Fluid Motor Assembly . . . . .	54	83
1411 Hoses, Lines and Fittings . . . . .	55	84
1413 Tanks and Reservoirs . . . . .	56	85
GROUP 22 - BODY, CHASSIS OR HULL, AND ACCESSORY ITEMS		
2210 Data Plates and Instruction Holders . . . . .	57	86
GROUP 33 - SPECIAL PURPOSE KITS		
3301 Reusable Shipping Containers . . . . .	58	86
GROUP 47 - GAGES (NON-ELECTRICAL) WEIGHING AND MEASURING DEVICES		
4701 Instruments (Speed and distance). . . . .	59	87
SECTION III. SPECIAL TOOLS		
GROUP 26 - TOOLS AND TEST EQUIPMENT		
2604 Special Tools . . . . .	60	88
SECTION IV. FEDERAL STOCK NUMBER AND REFERENCE NUMBER INDEX. . . . .		148

## SECTION I

### INTRODUCTION

**1. Scope.** a. This manual lists repair parts, special tools, and special purpose kits required for the performance of direct support, general support, and depot maintenance of the LD-465-1, LD-465-1C, LDT-465-1C, LDS-465-1, LDS-465-1A and LDS-465-2 Multifuel Diesel Engine Assemblies.

b. TM 9-2320-209-20P, TM 9-2320-211-20P, and TM 9-2320-230-20P contain repair parts for organizational maintenance.

**2. General.** This repair parts and special tools list is divided into the following sections:

a. *Repair Parts - Section II.* A list of repair parts authorized at the direct support, general support, and depot levels for the performance of maintenance. The list also includes parts which must be removed for the replacement of the authorized parts. Parts lists are composed of functional groups in ascending numerical sequence, with parts in each group listed in figure and item number sequence.

b. *Special Tools, Test and Support Equipment - Section III.* A list of special tools, test and support equipment authorized for the performance of maintenance at the direct support, general support, and depot level.

c. *Federal Stock Number and Reference Number Index - Section IV.* A list, in ascending numerical sequence, of all Federal stock numbers appearing in the listings, followed by a list, in alphanumeric sequence, of all reference numbers appearing in the listings. Federal stock number and reference numbers are cross-referenced to each illustration figure and item number appearance.

**3. Explanation of Columns.** The following provides an explanation of columns found in the tabular listings.

a. *Source, Maintenance and Recoverability Codes (SMR), Column (1).*

(1) *Source Code.* Source codes are assigned to support items to indicate the manner of acquiring support items for maintenance, repair, or overhaul of end items. Source codes are entered in the first and second positions of the uniform SMR code format as follows:

<i>Code</i>	<i>Definition</i>
PA	Items procured and stocked for anticipated or known usage.
PB	Items procured and stocked for insurance purpose because essentiality dictates that a minimum quantity be available in the supply systems.
PC	Item procured and stocked and which otherwise

<i>Code</i>	<i>Definition</i>
	would be coded PA except that it is deteriorative in nature.
PD	Support item, excluding support equipment, procured for initial issue or outfitting and stocked only for subsequent or additional initial issues or outfittings. Not subject to automatic replenishment.
PE	Support equipment procured and stocked for initial issue or outfitting to specified maintenance repair activities.
PF	Support equipment which will not be stocked but which will be centrally procured on demand.
PG	Item procured and stocked to provide for sustained support for the life of the equipment. It is applied to an item peculiar to the equipment which because of probable discontinuance or shutdown of production facilities would prove uneconomical to reproduce at a later time.
KD	An item of a depot overhaul/ repair kit and not purchased separately. Depot kit defined as a kit that provides items required at the time of overhaul or repair.
KF	An item of a maintenance kit and not purchased separately. Maintenance kit defined as a kit that provides an item that can be replaced at organizational or intermediate levels of maintenance.
KB	Item included in both a depot overhaul/ repair kit and a maintenance kit.
MO	Item to be manufactured or fabricated at the organizational level.
MF	Item to be manufactured or fabricated at the direct support maintenance level.
MH	Item to be manufactured or fabricated at the general support maintenance level.
MD	Item to be manufactured or fabricated at the depot maintenance level.
AO	Item to be assembled at the organizational level.
AF	Item to be assembled at the direct support maintenance level.
AH	Items to be assembled at the general support maintenance level
AD	Item to be assembled at the depot maintenance level
XA	Item is not procured or stocked because the requirements for the item will result in the replacement of the next higher assembly.
XB	Item is not procured or stocked. If not available through salvage, requisition.
XC	Installation drawing, diagram, instruction sheet, field service drawing, that is identified by manufacturer's part number.
XD	A low mortality support item that is not stocked. When required, item will be procured or requested through normal supply channels.

**NOTE**

Cannibalization or salvage may be used as a

source of supply for any items coded above except those coded XA and aircraft support items as restricted by AR 700-42.

(2) *Maintenance code.* Maintenance codes are assigned to indicate the levels of maintenance authorized to USE and REPAIR support items. The maintenance codes are entered in the third and fourth positions of the Uniform SMR Code format as follows:

(a) *Use (third position).* The maintenance code entered in the third position will indicate the lowest maintenance level authorized to remove, replace and use the support item. The maintenance code entered in the third position will indicate one of the following levels of maintenance.

Code	Application/Explanation
C	Crew or operator maintenance performed within organizational maintenance.
O	Support item is removed, replaced, used at the organizational level.
F	Support item is removed, replaced, used at the direct support level.
H	Support item is removed, replaced, used at the general support level.
D	Support items that are removed, replaced, used at depot, mobile depot, specialized repair activity only.

(b) *Repair (fourth position).* The maintenance code entered in the fourth position indicates whether the item is to be repaired and identifies the lowest maintenance level with the capability to perform complete repair (i.e., all authorized maintenance functions). This position will contain one of the following maintenance codes as assigned by the service(s) that require the code:

Code	Application/Explanation
O	The lowest maintenance level capable of complete repair of the support item is the organizational level.
F	The lowest maintenance level capable of complete repair of the support item is the direct support level.
H	The lowest maintenance level capable of complete repair of the support item is the general support level.
D	The lowest maintenance level capable of complete repair of the support item is the depot level, performed by (enter applicable activity) depot, mobile depot, or specialized repair activity.
L	Repair restricted to designated specialized repair activity.
Z	Non-repairable. No repair is authorized.
B	No repair is authorized. The item may be reconditioned by adjusting, lubrication, etc., at the user level. No parts or special tools are procured for the maintenance of this item.

(3) *Recoverability code.* Recoverability codes are assigned to support items to indicate the disposition action on unserviceable items. The recoverability code is entered in the fifth position of the Uniform SMR Code format as follows:

Recoverability Codes	Definition
Z	Nonreparable item. When unserviceable, condemn and dispose at the level indicated in position 3.
O	Reparable item. When uneconomically repairable, condemn and dispose at organizational level.
F	Reparable item. When uneconomically repairable, condemn and dispose at the direct support level.
H	Reparable item. When uneconomically repairable, condemn and dispose at the general support level.
D	Reparable item. When beyond lower level repair capability, return to depot. Condemnation and disposal not authorized below depot level.
L	Reparable item. Repair, condemnation, and disposal not authorized below depot/ specialized repair activity level.
A	Item requires special handling or condemnation procedures because of specific reasons (i.e., precious metal content, high-dollar value, critical material, or hazardous material). Refer to appropriate manuals/ directives for specific instructions.

b. *Federal Stock Number, Column (2).* This column indicates the Federal stock number assigned to the item and will be used for requisitioning purposes.

**NOTE**

Federal stock numbers that are missing for P source coded items are not currently recorded in the AMDF. When these stock numbers are broadcast in the AMDF they will be provided by a change to this manual.

c. *Description, Column (3).* This column indicates the Federal item name and a minimum description required to identify the item. The last line indicates the reference number followed by the applicable Federal supply code for manufacturer (FSCM) in parenthesis. The FSCM is used as an element in item identification to designate manufacturer, distributor, Government agency; etc., and is identified in SB 708-42. Items that are included in kits and sets are listed below the name of the kit or set with quantity of each item in the kit or set indicated in front of the item name. The illustrations are placed in the same order as the functional groupings; starting with Group 0100 - ENGINE ASSEMBLY and continuing through to group 4700.

d. *Unit of Issue, Column (4).* A 2-character alphabetic abbreviation indicating the amount or quantity of the item upon which the allowances are based; e.g., ft, ea, pr; etc.

*e. Quantity Incorporated in Unit, Column (5).* This column indicates the quantity of the item in the engine assembly of which it is a part. A V appearing in this column in lieu of a quantity indicates that a definite quantity cannot be indicated (e.g., shims, tubing; etc. ).

*f. 30-Day DS/GS Maintenance Authorization, Columns (6) and (7).*

(1) The repair parts list includes asterisk entries in separate columns - one for direct support (DS) and one for general support (GS) - as appropriate to indicate the total range of repair parts authorized for use at that category or required to be removed or disassembled during the performance of authorized maintenance operations. They will be requisitioned initially on an as-required basis. The repair parts authorized at the DS/GS levels will be those authorized for the maintenance mission at these levels. Requirements for repair parts stockage and for distribution to supported units will be based on demand and determined in accordance with AR 710-2.

(2) Special tools or test, measurement, and diagnostic equipment (TMDE) and other support equipment peculiar to an item are listed with quantities in the appropriate density spread/allowance columns.

*g. 1-Year Allowances per 100 Equipments/Contingency Planning Purposes, Column (8).* This column indicates the requirement for contingency planning purposes. An asterisk indicates authorization to obtain or use as required. This column is left blank except in the special tools lists.

*h. Depot Maintenance Allowances per 100 Equipments, Column (9).* This column indicates authorization for depot use. This column is left blank except in the special tools lists.

*i. Illustration, Column (10).* This column is divided as follows:

(1) *Figure number, column (10) (a).* Indicates the figure number of the illustration in which the item is shown.

(2) *Item number, column (10) (b).* Indicates the callout number used to reference the item in the illustration.

**4. Special Information.** a. Identifications of the usable-on codes included at the end of the description column, column (3) of this publication are:

Codes	Used On
A	LDS-465-2 Engine Assembly
B	LDS-465-1A Engine Assembly
C	LD-465-1 Engine Assembly
D	LD465-1C Engine Assembly
E	LDT-465-1C Engine Assembly
F	LDS-465-1 Engine Assembly
Blank	Applicable to all engine assemblies

*b.* The basis of issue for authorized special tools, test, and support equipment is the number of end items of equipment supported and the number of maintenance personnel allocated to perform the required maintenance operations (such as, seven of each tool for each 100 engines supported).

*c.* Parts which require manufacture or assembly at a category higher than that authorized for installation will indicate in the source column the higher category.

*d.* Certain parts are supplied in parts kits and gaskets sets. When a kit is composed of parts which are normally in more than one group the kit will be listed in only one group. Components of the kit which are not in that particular group will appear in their normal group listing with an appropriate reference to the kit. Component parts of a kit which have a Federal stock number and are Source Coded PA may be procured as line items.

*e. Revision and/or Change.* Action change codes indicated in the left-hand margin of the listing page denote the following:

- N - Indicates an added item.
- C - Indicates a change in data.
- R - Indicates a change in FSN only

*f.* The following publications pertain to the components of Engine, diesel (multifuel), water cooled, 6-cylinder assemblies (military models LD-465-1, LD-465-1C, LDT-465-1C, LDS-465-1, LDS-465-1A and LDS-465-2).

TM 9-2910-226-35	Direct support, general support, and depot maintenance (including repair parts and special tools) for pump, fuel, metering and distributing assembly 2910-017-9778 and 2910-759-5410 and 2910-103-2644, 2910-178-1185, and 2910-908-6320.
TM 9-2920-214-35	Direct support, general support and depot maintenance manual (including repair parts and special tool list) for Generator assembly Delco-Remy model No. 117495 (2920-293-4380) .
TM 9-2920-225-34P	DS and GS maintenance repair parts and special tool lists (including depot maintenance allowances): Generator, engine accessory, alternating current, Prestolite model AMA-5102UT (FSN 2920-909-2483); Leece-Neville models 3002AC and 3002AD (FSN 2920-909-2483), 5504AA and 5504AB (FSN-2920-475-1446) , 2184AC) (FSN 2920-782-1955) and 5300GP (FSN 2920-818-8635) and regulator, generator, Leece-Neville model 3392R12P (FSN 2920-540-9476)
TM 9-2920-242-35	DS, GS, and depot maintenance

	<p>manual (including repair parts): Starter, engine electrical, assembly 2920-226-6545 (Delco-Remy model 1113943) (Military part number 10911018-1); starter, engine electrical, assembly 2920-911-5637 (Delco-Remy model 1113904) (Military part number 10911018); starter, engine electrical, assembly 2920-912-9510 (Delco-Remy model 1113944).</p>	<p>TM 9-2920-248-35</p>	<p>Direct support, general support and depot maintenance manual (including repair parts): Starter, engine, electrical, assembly 2920-999-6216 (Prestolite model MFY6101AUT).</p>
<p>TM 9-2920-243-34</p>	<p>Direct support and general support maintenance manual (including repair parts and special tools list with depot maintenance allowance): Starter, engine, electrical, Leece-Neville model M0017072MB (2920-267-9987).</p>	<p>TM 9-2920-201-45</p>	<p>General support and depot maintenance manual (including repair parts and special tool lists) for Turbocharger, engine assembly, 2990-074-8930 (Schwitzer model 4-456); 2990-974-7583 (Schwitzer model 4D-554); 2990-967-9909 (Schwitzer model 4D-454C); 2990-999-2275 4-LE-354 and 2950-178-1245 (Schwitzer model 4LE-456).</p>
<p>TM 9-2920-247-34</p>	<p>DS and GS repair parts and special tool lists (including depot maintenance allowances): Generator assembly (2920-903-9534) (Prestolite model GHA-4804 JUT) and generator assembly (2920-737-4750) (Autolite model GHA-4802 UT).</p>		

*g.* Tables 1 and 2 are provided as a rapid index to all recoverable, direct exchange items and repair kits and sets contained in this manual. The items in table 1 are in FSN sequence and the items in table 2 are listed in functional group sequence.



Table 1. Recoverable and Direct Exchange Items

SMR	FSN	Part No. & Mfr code	Description	Qty. inc.	Illustration	
					Fig. No.	Item No.
PAFDL	2815-103-2642	5704391 (19207)	Engine and Container, Shipping and Storage			
PAFDL	2815-075-0087	5702683 (19207)	Engine and Container, Shipping and Storage			
PAFDL	2815-134-4830	5704349 (19207)	Engine and Container, Shipping and Storage			
PAFDL	2815-239-5819	5704350 (19207)	Engine and Container, Shipping and Storage			
PAFDL	2815-239-5824	5704355 (19207)	Engine and Container, Shipping and Storage			
PAFDL	2815-808-8011	5702759 (19207)	Engine and Container, Shipping and Storage			
PAFHH	2815-074-8925	10935211 (19207)	Flywheel, Engine	1	15	21
PAFHH	2815-808-6934	11610407 (19207)	Flywheel, Engine	1	15	13
PAFHH	2815-116-8310	11682597 (19207)	Cylinder Head, Diesel Engine	2	13	1
PAFHH	2815-860-7339	10889801 (19207)	Flywheel, Engine	1	15	29
PAFDL	2815-967-3343	10935322 (19207)	Shipping and Storage Container, Engine	1		
PAFHH	2910-017-9778	10935498 (19207)	Pump, Fuel, Metering and Distributing	1	27	10
PAFHH	2910-116-8241	10935264-2 (19207)	Pump, Fuel, Metering and Distributing	1	27	10
PAFHH	2910-178-1185	11641907 (19207)	Pump, Fuel, Metering and Distributing	1	27	10
PAFHH	2910-759-5410	10935264 (19207)	Pump Assembly, Fuel Injection	1	27	10
PAFHH	2910-908-6320	10951115 (19207)	Pump, Fuel, Metering and Distributing	1	27	10
PACFF	2920-226-6545	10911018-1 (19207)	Starter, Engine, Electrical	1	51	2
PAOFF	2920-267-9987	10935376 (19207)	Starter, Engine, Electrical	1	51	2
PAOFF	2920-293-4380	7355736 (19207)	Generator, Engine Accessory	1	50	22
PAOFF	2920-737-4750	7524310 (19207)	Generator, Engine Accessory	1	50	22
PAOFF	2920-782-4156	11613630 (19207)	Generator, Engine Accessory	1	50	1
PAOFF	2920-903-9534	10950808 (19207)	Generator, Engine Accessory	1	50	22
PAOFF	2920-909-2483	10929868 (19207)	Generator, Engine Accessory	1	50	22
PAOFF	2920-999-6216	10951385-1 (19207)	Starter, Engine Electrical	1	51	2
PAFHH	2950-148-7985	11668459 (19207)	Turbocharger, Reciprocating, Engine	1	35	12
PAFHH	2950-178-1245	11641831 (19207)	Turbocharger, Reciprocating, Engine	1	35	12
PAFHH	2950-999-2275	10945184 (19207)	Turbocharger Assembly	1	35	12
PAFDL	8115-027-6439	11641663 (19207)	Shipping and Storage Container, Metal, Reusable	1	58	1

Table 2. Repair Kits and Sets

SMR	FSN	Part No. & Mfr code	Description	Functional group	Illustrations	
					Fig No.	Item No
PAHZZ	2815-074-8912	5702677 (19207)	Gasket and Preformed Packing Set: engine overhaul	0100		
PAFZZ	2815-074-8913	5702678 (19207)	Gasket and Seal Set: valve grind	0100		
PAHZZ	2815-433-2295	5702783 (19207)	Parts Kit, Diesel Engine: overhaul	0100		
PAFZZ	5330-483-8896	5702746 (19207)	Gasket Set: engine timing	0100		
PAHZZ	2815-860-5420	5702645 (19207)	Bearing Half Set Sleeve: crankshaft main (STD)	0102	14	
PAHZZ	2815-849-1029	5702652 (19207)	Bearing Half Set Sleeve: crankshaft main (0.010 undersize).	0102	14	
PAHZZ	2815-849-9570	5702651 (19207)	Bearing Half Set Sleeve: crankshaft main (0.020 undersize).	0102	14	
PAHZZ	2815-238-9201	5702774 (19207)	Cylinder Sleeve and Piston Assembly	0104	16	
PAHZZ	2815-134-0077	5702766 (19207)	Cylinder Sleeve and Piston Assembly	0104	16	
PAHZZ	2815-148-7984	5704480 (19207)	Cylinder Sleeve and Piston Assembly	0104	16	
PAHZZ	3120-860-5423	5702648 (19207)	Bearing Half Set Sleeve: connecting rod (STD)	0104	16	
PAHZZ	3120-860-5422	5702647 (19207)	Bearing Half Set Sleeve: connecting rod (0.010 undersize).	0104	16	
PAHZZ	2815-860-5421	5702646 (19207)	Bearing Half Set Sleeve: connecting rod (0.020 undersize).	0104	16	
PAHZZ	2815-760-5867	5702777 (19207)	Ring Set, Piston	0104	16	
PAHZZ	2815-118-5270	5702767 (19207)	Ring Set, Piston	0104	16	
PAFZZ	3120-849-1030	5702653 (19207)	Bearing Set Sleeve: camshaft	0105	17	
PADZZ	3120-490-4135	5704358 (19207)	Bearing Set Sleeve: oil pump	0106	20	
PADZZ	2815-449-5068	5704359 (19207)	Bearing Kit, Oil Pump Impeller	0106	20	
PAHZZ	2815-254-6312	5702787 (19207)	Parts Kit: oil pump pressure relief valve	0106	20	
PAOZZ	2990-477-3649	5702780 (19207)	Parts Kit, Pressure Regulating Valve	0106	22	
PAOZZ	2940-884-4801	5702659 (19207)	Parts Kit, Oil Filter	0106	23	
PAFZZ	5330-477-3779	5704353 (19207)	Gasket and Preformed Packing Set: oil cooler	0106	24	
PAFZZ	2930-088-9818	5702693 (19207)	Gasket and Preformed Packing Set: oil cooler	0106	24	
PAFZZ	2910-246-3997	11610356 (19207)	Parts Kit, Metering and Distributing Fuel Pump: fuel adjustment closure	0301	27	
PAFZZ	2910-928-2946	5702743 (19207)	Parts Kit, Fuel Injector Nozzle and Holder	0301	28	
PAFZZ	5340-450-5718	10935405 (19207)	Cap and Plug Set: protective, engine fuel system	0301	31	
PAFZZ	5330-460-2572	5702791 (19207)	Gasket Set: turbocharger mounting	0305	35	
PAFZZ	5330-103-1980	5704392 (19207)	Gasket Set: turbocharger mounting	0305	35	
PAFZZ	2990-089-2122	5702704 (19207)	Gasket Set: turbocharger mounting	0305	36	
PAOZZ	2910-134-7835	5702776 (19207)	Parts Kit: fluid pressure filter	0309	37	
PAOZZ	2940-067-7625	5702684 (19207)	Parts Kit, Fluid Pressure Filter Element	0309	39	
PAOZZ	2930-134-4542	5702786 (19207)	Parts Kit, Engine Water Pump	0504	47	
PAOZZ	2930-903-0679	5702725 (19207)	Pump Engine Coolant: parts kit, water pump drive	0504	48	
PAOZZ	3030-134-7936	5702784 (19207)	Belts, V, Matched Set: fan drive	0505	49	
PAOZZ	3030-863-7738	5702650 (19207)	Belts, V, Matched Set: water pump and generator drive	0505	49	
PAOZZ	2920-119-0859	5702744 (19207)	Shim Set: generator mounting	0601	50	
PAOZZ	3030-443-0618	5702785 (19207)	Belts, V, Matched Set: water pump and generator drive	0601	50	
PAOZZ	2920-088-9372	5702692 (19207)	Gasket Set: starter mounting	0603	51	
PAOZZ	2530-071-5328	5702691 (19207)	Gasket Set: air compressor	1209	53	
PADZZ	2530-235-4757	5704360 (19207)	Parts Kit, Compressor: pulley	1209	53	
PAOZZ	2530-454-5088	5702761 (19207)	Parts Kit, Power Steering Reservoir	1413	56	

**5. How to Locate Repair Parts.** *a.* When Federal stock number or reference number is unknown:

(1) *First.* Using the table of contents, determine the functional group, functional subgroup, or assembly group; i.e., engine, engine assembly, water pump; etc., within which the repair part belongs. This is necessary since illustrations are prepared for functional groups and functional subgroups, and listings are divided into the same groups.

(2) *Second.* Find the illustration covering the functional group, or functional subgroup, to which the repair part belongs.

(3) *Third.* Identify the repair part on the illustration and note the illustration figure and item number of the repair part.

(4) *Fourth.* Using the repair parts listing, find the functional group or functional subgroup, to which the repair part belongs and locate the illustration figure and item number noted on the illustration.

*b.* When Federal stock number or reference number is known:

(1) *First.* Using the index of Federal stock numbers and reference numbers find the pertinent Federal stock number or reference number. This index is in ascending FSN sequence followed by a list of reference numbers in ascending alphanumeric sequence, cross-referenced to the illustration figure number and item number.

(2) *Second.* Using the repair part listing, find the functional group or functional subgroup, of the repair part and the illustration figure number and item number referenced in the index of Federal stock numbers and reference numbers.

**6. Abbreviations.**


assy	assembly
dc	direct current
deg	degree
dia	diameter
ext	external
F	Fahrenheit
hex	hexagon
id	inside diameter
in	inch
int	internal
IUE	issue until exhaust
lg	long
NF	American Standard Fine
No.	number

NPT	American Standard Taper Pipe Threads
NPTF	American Standard Taper Pipe Threads (Dryseal).
NS	American Standard Special
od	outside diameter
pcs	pieces
psi	pounds per square inch
std	standard
thd	thread
thk	thick
UNC	Unified National Coarse
UNF	Unified National Fine
w/	with
wd	wide
w/	without


**7. Federal Supply Codes for Manufacturers.** The following is a list of Federal Supply Codes for Manufacturers appearing in parentheses after the part number in the Description Column.

01292	Allen W D Mfg. Co.
01843	American Bosch Div.
06388	BCA Div. of Federal Mogul Corp.
06721	Owosso Div. Midland Ross Corp.
13499	Collins Radio Co.
19204	Rock Island Arsenal
19207	Army Tank Automotive Command
21335	Fafnir Bearing Co.
21450	Ordnance Corps
30327	Imperial-Eastman Corp.
31007	International Harvester Co.
52676	SKF Industries Inc.
53477	Shrasder and Son Div.
76680	National Seal Div.
79260	Walker Mfg. Co.
79470	Weatherhead Co.
80205	National Aerospace Standards
80244	General Services Admin.
81321	Purolator Products Inc.
81343	Society of Automotive Engineers
81348	Federal Specifications GSA
81349	Military Specifications DSA
88044	Aeronautical Standards Group
90005	Bendix Corp. Filter Div.
91767	Heli-Coli Corporation
96906	Military Standards


**8. Recommendations for Maintenance Publications Improvements.** You can help to improve this manual by calling attention to errors and by recommending improvements. Your letter or DA Form 2028 (Recommended Changes to Publications and Blank Forms) should be mailed direct to Commander, US Army-Tank Automotive Command, Attention: AMSTA-M Warren, MI 48090. A reply will be furnished direct to you.




*Figure 1. Model LDS-465-2 engine assembly, left rear view.*




*Figure 2. Model LDS-465-2 engine assembly, right front view.*



*Figure 3. Model LDS-465-1A engine assembly. right front view.*




*Figure 4. Model LDS-465-1A or LDS-465-1 modified engine assemblies, left rear view.*




TAQ 13668

*Figure 5. Typical model LD-465-1 and LD-465-1C engine assemblies, left front view.*







*Figure 6. Typical model LD-466-1 and W-466-1C engine assemblies, right rear view.*




*Figure 7. Model LDS-465-1 modified engine assembly, left front view.*



*Figure 8. Model LDS-465-1 engine assembly, right rear view.*



*Figure 9. Model LDT-465-1C engine assembly, left front view.*



*Figure 10. Model LDT-455-1C engine assembly, right rear view.*

SECTION II. REPAIR PARTS LIST

TM9-2815-210-34P

(1)	(2)	(3)	(4)	(5)	(6)	(7)	(8)	(9)	(10)
Source	FEDERAL	DESCRIPTION	Unit	Qty.	Direct support	General support	1 yr	Depot	ILLUSTRATION
maint. and STOCK			of	Inc.	30-day maint.	30-day maint.	Alw.	maint	
recov. coc	NUMBER	Reference no. and mfr. code	Usable on	code	Unit	allowance	Per	Alw.	(a) (b)
						(A) (B) (C)	(A) (B) (C)	100	Figur Item or
								Equip. 100	No. Sym. no
								Cntgcy. Equip	
						1-20 21-50 51-100	1-20 21-50 51-100	Planning	
GROUP 01-ENGINE									
0100-ENGINE ASSEMBLY									
PA F DL	2815-808-8011	ENGINE AND CONTAINER, SHIPPING AND STORAGE: 5702759 (19207)	A	EA	1	* * *	* * *		11 1
XA F DL		1 ENGINE, DIESEL, MULTIFUEL, LDS-465-2, W/ACCESSORIES: 11610102 (19207) (SEE TM 9-2320-230-34P FOR ISSUE ALLOWANCES AND ATTACHING PARTS)	A						
PA F DL	8115-027-6439	1 SHIPPING AND STORAGE CONTAINER ENGINE: 11641663 (19207)	A						58 1
PA F DL	2815-239-5819	ENGINE AND CONTAINER, SHIPPING AND STORAGE: 5704350 (19207)	B	EA	1	* * *	* * *		
XA F DL		1 ENGINE, DIESEL, MULTIFUEL, LDS-465-1A, W/ACCESSORIES AND CLUTCH: 11610187 (19207)	B						11 2
PA F DL	8115-027-6439	1 SHIPPING AND STORAGE CONTAINER, ENGINE (OPTINAL W/CONTAINER: 2815-967-3343) 11641663 (19207)	B						58 1
N PA F DL	2815-967-3343	1 SHIPPING AND STORAGE CONTAINER, ENGINE (OPTIONAL W/CONTAINER: 8115-027-6439) 10935322 (19207)	B						58 1
N PA F DL	2815-075-0087	ENGINE AND CONTAINER, SHIPING AND STORAGE: 5702683 (19207)	F	EA	1	* * *	* * *		
N XA F DL		1 ENGINE, DIESEL, MULTIFUEL, LDS-465-1, W/XACCESSORIES: 10935250 (19207)	F						11 2
N PA F DL	2815-967-3343	1 SHIPPING AND STORAGE CONTAINER, ENGINE: 10935322 (19207)	F						58 1
PA F DL	2815-239-5824	ENGINE AND CONTAINER, SHIPPING AND STORAGE: 5704355 (19207)	C	EA	1	* * *	* * *		
XA F DL		1 ENGINE, DIESEL, MULTIFUEL, LD-465-1, W/ACCESSORIES AND CLUTCH: 11610205 (19207)	C					11	5
PA F DL	8115-027-6439	1 SHIPPING AND STORAGE CONTAINER, ENGINE: (OPTIONAL W/CONTAINER 2815-967-3343) 11641663 (19207)	C						58 1
PA F DL	2815-967-3343	1 SHIPPING AND STORAGE CONTAINER, ENGINE: (OPTIONAL W/CONTAINER 8115-027-6439) 10935322 (19207)	C						58 1
PA F DL	2815-134-4830	ENGINE AND CONTAINER, SHIPPING AND STORAGE: 5704349 (19207)	D	EA	1	* * *	* * *		
XA F DL		1 ENGINE, DIESEL, MULTIFUEL, LD-465-1C, W/ACCESSORIES AND CLUTCH: 11641982 (19207)	D						11 5
PA F DL	8115-027-6439	1 SHIPPING AND STORAGE CONTAINER ENGINE: (OPTIONAL W/CONTAINER 2815-967-3343) 11641663 (19207)	D						58 1

TM9-2815-210-34P		(1)	(2)	(3)	(4)	(5)	(6)	(7)	(8)	(9)	(10)	
Source	FEDERAL	DESCRIPTION	Unit	Qty.	Direct support	General support	1 yr	Depot	ILLUSTRATION			
maint. and	STOCK		of	Inc.	30-day maint.	30-day maint.	Alw.	maint	Alw.	(a)	(b)	
recov. code	NUMBER	Reference no. and mfr. code	Issue	in	allowance	allowance	Per	Equip.	Per	Figure	Item or	
			Usable on code	Unit	(A)	(B)	(C)	100	100	No.	Sym. no	
					1-20	21-50	51-100	1-20	21-50	51-100	Planning	
0100-CONTINUED												
N P F DL	2815-967-3343	1 SHIPPING AND STORAGE CONTAINER, ENGINE: OPTIONAL W/CONTAINER 8115-027-6439) 10935322 (19207)	D								58	1
N PA F DL	2815-103-2642	ENGINE AND CONTAINER, SHIPPING AND STORAGE: 5704391 (19207)	E	EA	1	*	*	*	*	*	*	
N XA F DL		1 ENGINE, DIESEL, MULTIFUEL, LDT-465-1C, W/ACCESSORIES AND CLUTCH: 11642117 (19207)	E								11	6
PA F DL	8115-027-6439	1 SHIPPING AND STORAGE CONTAINER ENGINE: (OPTIONAL W/CONTAINER 2815-967-3343) 11641663 (19207)	E								58	1
N PA F DL	2815-967-3343	1 SHIPPING AND STORAGE CONTAINER ENGINE: (OPTIONAL W/CONTAINER 8115-027-6439) 10935322 (19207)	E								58	1
PA H ZZ	2815-074-8912	GASKET AND PREFORMED PACKING SET: ENGINE OVERHAUL 5702677 (19207)	BCF	EA	1			*	*	*		
	2910-862-9064	1 GASKET 10889723 (19207)	BCF								12	8
		1 GASKET 10889737 (19207)	BCF								12	10
	2815-930-0980	2 GASKET 10951428 (19207)	BCF								13	15
	2815-918-0595	1 SEAL, PLAIN ENCASED 10951177 (19207)	BCF								14	9
R	2815-860-0562	1 GASKET 10889749 (19207)	BCF								14	11
		1 SEAL 10889726 (19207)	BCF								14	15
		1 SEAL 10889725 (19207)	BCF								14	12
R	5330-081-3416	1 SEAL, PLAIN ENCASED 10912514 (19207)	BCF								14	26
		1 PLUG 11610011 (19207)	BCF								14	43
	2815-056-0193	1 GASKET 10889738 (19207)	BCF								15	1
	2520-863-3165	1 GASKET 10899062 (19207)	C								15	28
	2815-860-0560	1 GASKET 10889736 (19207)	BCF								17	15
	2910-862-9065	1 GASKET 10889724 (19207)	BCF								17	25
R	5330-056-0194	1 GASKET 10889940 (19207)	BCF								17	33
	2815-885-5723	2 GASKET 10899080 (19207)	BCF								18	9
R	5330-737-6332	1 PACKING, PREFORMED 7376332 (19207)	BCF								19	2
R	5365-196-6710	2 SPACER RING AN901-10C (88044)	BCF								19	18
R	5330-885-3422	1 GASKET 10889730 (19207)	BCF								19	23
	5330-078-8998	1 GASKET 10935201 (19207)	BCF								20	19
	5330-829-2608	1 PACKING, PREFORMED MS9068-116 (96906) (USE WITH FLANGE 10935196 ONLY)	BCF									
	2815-075-1768	2 GASKET 10935100 (19207)	BCF								20	35
R	5330-078-8997	1 GASKET 10935197 (19207)	BCF								20	28
	2815-861-3832	2 GASKET 10889825 (19207)	BCF								21	2
	5330-834-2912	4 GASKET MS35769-18 (96906)	BCF								23	3
		1 GASKET 11609963 (19207)									24	20
	2815-930-9229	1 GASKET 10889858 (19207)	BCF								23	13
		2 PACKING, PREFORMED MS9068-212 (96906)	BCF								24	1
	5330-829-2607	1 GASKET 10889862 (19207)	BCF								24	36
	2930-860-9141	1 GASKET 10889857 (19207)	BCF								24	30

TM9-2815-210-34P

(1)	(2)	(3)	(4)	(5)	(6)	(7)	(8)	(9)	(10)							
Source	FEDERAL	DESCRIPTION	Unit	Qty.	Direct support	General support	1 yr	Depot	ILLUSTRATION							
maint. and	STOCK		of	Inc.	30-day maint.	30-day maint.	Alw.	maint								
recov. code	NUMBER		Issue	in	allowance	allowance	Per	Alw.	(a)	(b)						
		Reference no. and mfr. code	Usable on code	Unit	(A)	(B)	(C)	(A)	(B)	(C)	100	Per	Equip.	100	Figure	Item or
								1-20	21-50	51-100	1-20	21-50	51-100	Planning	No.	Sym. no
		0100-CONTINUED														
		2930-860-9140		1	GASKET 10889857 (19207)		BCF								24	31
		2815-899-6726		6	SEAL,RING,METAL 10889757 (19207)		BCF								25	3
R		5330-899-4483		1	GASKET 10889770 (19207)		BCF								25	17
R		5330-908-6340		2	GASKET 10935625 (19207)		BCF								25	26
R		5330-582-1560		1	PACKING,PREFORMED MS28775-235 (96906)		BCF								27	19
				12	GASKET 10923533 (19207)		BCF								28	12
		5310-861-1406		6	WASHER,FLAT 7748837 (19207)		BCF								28	19
				1	GASKET 11641832 (19207)		BF								35	1
		2990-856-2905		1	GASKET 7383446 (19207)		BF								35	2
															36	7
		2990-856-2906		1	GASKET 7748858 (19207)		BF								35	13
															36	12
R		5330-899-4481		1	GASKET 10889768 (19207)		F								36	18
R		5330-899-4482		1	GASKET 10889769 (19207)		F								35	22
				2	FILTER 11610365 (19207)		BCF								40	16
															41	10
															45	8
		5330-265-1089		1	PACKING, PREFORMED MS29513-125 (96906)		F								43	6
		2930-848-9943		1	SEAL,PLAIN ENCASED 7748859 (19207)		BCF								46	7
R		2930-851-4653		1	GASKET 10889849 (19207)		BCF								46	9
		2930-851-0483		6	GASKET 10889853 (19207)		BCF								46	16
		2930-901-8663		1	GASKET 10889854 (19207)		BCF								48	9
		2930-899-7883		1	GASKET 10889851 (19207)		F								48	18
		2920-860-9153		1	GASKET 10889926 (19207)		BCF								51	5
		2920-860-9154		1	GASKET 10889927 (19207)		C								51	7
		2530-828-5027		1	GASKET 7748823 (19207)		BCF								53	5
		2530-818-0508		1	GASKET 7748826 (19207)		BCF								53	17
		2530-860-0574		1	GASKET 10889933 (19207)		BCF								53	42
		2530-064-6667		1	GASKET 7748825 (19207)		BCF								53	49
		5330-808-0794		1	PACKING, PREFORMED MS28778-8 (96906)		BF								54	14
		2530-075-3330		1	GASKET 10935194 (19207)		BF								54	18
R		5330-011-5449		1	GASKET 115449 (21450)		BCF								58	1
				1	GASKET 120428 (21450) (NOT ILLUSTRATED)		F									
		2910-310-6556		1	GASKET 7383459 (19207) (NOT ILLUSTRATED) (SEE TM9- BCF											
					2910-226-34 FOR APPLICATION)											
		2910-871-5425		1	GASKET 7748854 (19207) (NOT ILLUSTRATED) (SEE TM9- BCF											
					2910-226-34 FOR APPLICATION)											
C		5330-419-9467		1	GASKET 11662856 (19207) (NOT ILLUSTRATED) (SEE TM9- BCF											
					2910-226-34 FOR APPLICATION)											
PA F ZZ		2815-074-8913			GASKET AND SEAL SET:VALVE GRIND 5702678 (19207)		EA	1	*	*	*	*	*	*		
		2815-930-0980		2	GASKET 10951428 (19207)										13	15
		2815-885-5723		2	GASKET 10899080 (19207)										18	9
		2815-861-3832		2	GASKET 10889825 (19207)										21	2
		2815-899-6726		6	SEAL, RING, METAL 10889757 (19207)										25	3
R		5330-899-4483		1	GASKET 10889770 (19207)										25	17
R		5330-908-6340		2	GASKET 10935625 (19207)										25	26



(1) Source maint. and recov. code	(2) FEDERAL STOCK NUMBER	(3) DESCRIPTION  Reference no. and mfr. code	(4) Unit of Issue	(5) Qty. Inc. in Unit	(6) Direct support 30-day maint. allowance (A) (B) (C)	(7) General support 30-day maint. allowance (A) (B) (C)	(8) 1 yr Alw. Per Equip. Cntgcy. Planning	(9) Depot maint Alw. Per Equip	(10) ILLUSTRATION (a) (b) Figure Item or No. Sym. no	
0100-CONTINUED										
	5310-861-1406	6 WASHER, FLAT 7748837 (19207)							28	19
		1 GASKET 11641832 (19207)	ABF						35	1
R	5330-899-4481	1 GASKET 10889768 (19207)	F						36	10
R	5330-899-4482	1 GASKET 10889769 (19207)	F						36	18
	2930-851-4653	1 GASKET 10889849 (19207)							36	22
	2930-851-0483	6 GASKET 10889853 (19207)							46	9
	2990-066-2551	1 GASKET 10935281 (19207) (NOT USED)							46	16
C PA H ZZ	2815-433-2295	PARTS KIT, DIESEL ENGINE: ENGINE OVERHAUL 5702783 (19207)	ADE	EA 1		* * *				
	2910-862-9064	1 GASKET 10889723 (19207)	ADE						12	8
		1 GASKET 10889737 (19207)	ADE						12	10
	2815-930-0980	2 GASKET 10951428 (19207)	ADE						13	15
	2815-918-0595	1 SEAL, PLAIN ENCASED 10951177 (19207)	ADE						14	9
	2815-860-0562	1 GASKET 10889749 (19207)	ADE						14	11
		1 SEAL 10889726 (19207)	ADE						14	13
		1 SEAL 10889725 (19207)	ADE						14	21
R	5330-081-3416	1 SEAL, PLAIN ENCASED 10912514 (19207)	ADE						14	26
	5330-809-3071	1 SEAL, PLAIN ENCASED 11610424 (19207)	A						14	27
		1 PLUG 11610011 (19207)	ADE						14	43
	2815-056-0193	1 GASKET 10889738 (19207)	ADE						15	1
	5330-199-5884	3 GASKET MS35769-31 (96906)	A						15	6
									19	18
	2520-863-3165	1 GASKET 10899062 (19207)	DE						15	28
	2815-808-7369	1 GASKET 11610408 (19207)	A						15	43
	2815-860-0560	1 GASKET 1089736 (19207)	ADE						17	15
	2910-862-9065	1 GASKET 10889724 (19207)	ADE						17	25
R	5330-056-0194	1 GASKET 10889940 (19207)	ADE						17	33
	2815-855-5723	2 GASKET 10899080 (19207)	ADE						18	9
R	5330-737-6332	1 PACKING, PREFORMED 7376332 (19207)	ADE						19	2
R	5365-196-6710	2 SPACER, RING AN901-10C (88044)	DE						19	18
R	5330-885-3422	1 GASKET 10889730 (19207)	ADE						19	23
	5330-078-8998	1 GASKET 10935201 (19207)	ADE						20	19
	5330-864-7183	1 PACKING, PREFORMED MS9388-210 (96906) (USE ONLY WITH FLANGE 11641816)	ADE						20	24
	2815-075-1768	2 GASKET 10935199 (19207)	ADE						20	35
R	5330-078-8997	1 GASKET 10935197 (19207)	ADE						20	28
	2815-861-3832	2 GASKET 10889825 (19207)	ADE						21	2
									22	19
	5330-834-2912	1 GASKET 11610420 (19207)	A						22	9
		4 GASKET MS35769-18 (96906)	ADE						23	3
									24	20
	2815-930-9229	1 GASKET 11609963 (19207)	ADE						23	13
		1 GASKET 10889858 (19207)	ADE						24	1
	5330-464-4761	1 GASKET 11610363 (19207)	A						24	9

TM9-2815-210-34P

(1)	(2)	(3)	(4)	(5)	(6)	(7)	(8)	(9)	(10)		
Source	FEDERAL	DESCRIPTION	Unit	Qty.	Direct support	General support	1 yr	Depot	ILLUSTRATION		
maint. and	STOCK		of	Inc.	30-day maint.	30-day maint.	Alw.	maint			
recov. code	NUMBER		Issue	in	allowance	allowance	Per	Alw.	(a)		
		Reference no. and mfr. code	Usable on code	Unit	(A)	(B)	(C)	(A)	(B)		
								(C)			
								100			
								Equip.	100		
								Cntgcy.	Equip		
								Planning			
		0100-CONTINUED									
		5330-464-4760	1	GASKET	11610361	(19207)	A			24	10
		5330-463-0327	2	PACKING,PREFORMED	MS9068-215	(96906)	A			24	15
		5330-829-2607	2	PACKING,PREFORMED	MS9068-212	(96906)	DE			24	36
		2930-860-9141	1	GASKET	10889862	(19207)	DE			24	30
		2930-860-9140	1	GASKET	10889857	(19207)	DE			24	31
		2815-899-6726	6	SEAL,RING,METAL	10889757	(19207)	ADE			25	3
R		5330-899-4483	1	GASKET	10889770	(19207)	ADE			25	17
R		5330-908-6340	2	GASKET	10935625	(19207)	ADE			25	26
R		5330-582-1560	1	PACKING,PREFORMED	MS28775-235	(96906)	ADE			27	19
R		5330-930-5961	6	GASKET	10951475	(19207)	ADE			28	1
			12	GASKET	10923533	(19207)	ADE			28	12
		5310-861-1406	6	WASHER,FLAT	7748837	(19207)	ADE			28	19
			1	GASKET	11641832	(19207)	AE			35	1
		2990-856-2905	1	GASKET	7383446	(19207)	A			35	2
		2990-856-2906	1	GASKET	7748858	(19207)	A			35	13
			2	FILTER	11610365	(19207)	ADE			40	16
										45	8
		5330-298-0091	1	GASKET	150190	(21450)	ADE			45	4
		2930-848-9943	1	SEAL,PLAIN ENCASED	7748859	(19207)	ADE			46	7
		2930-851-4653	1	GASKET	10889849	(19207)	ADE			46	9
		2930-851-0483	6	GASKET	10889853	(19207)	ADE			46	16
		2930-901-8663	1	GASKET	10889854	(19207)	ADE			47	13
										48	9
		5330-167-8208	1	SEAL, PLAIN	11610324	(19207)	A			49	18
		5330-167-8207	1	SEAL, PLAIN ENCASED	11641652	(19207)	A			49	33
		5330-866-0016	1	PACKING, PREFORMED	MS29561-332	(96906)	A			49	34
		2920-782-4155	1	GASKET	11610318	(19207)	A			51	1
		2920-860-9154	1	GASKET	10889927	(19207)	DE			51	7
		5330-498-2426	1	GASKET	11641987	(19207)	ADE			53	3
		2530-828-5027	1	GASKET	7748823	(19207)	ADE			53	5
		2530-818-0508	1	GASKET	7748826	(19207)	ADE			53	17
			2	SEAL	11610333	(19207)	A			53	24
		2530-860-0574	1	GASKET	10889933	(19207)	ADE			53	42
		2530-064-6667	1	GASKET	7748825	(19207)	ADE			53	49
		5310-113-8410	1	WASHER, FLAT	11600676	(19207)	A			54	10
		2530-809-8057	1	GASKET	11641629	(19207)	A			54	12
		5330-808-0794	1	PACKING, PREFORMED	MS28778-8	(96906)	A			54	14
		2530-075-3330	1	GASKET	1935194	(19207)	A			54	18
		5330-179-1269	1	GASKET	11601366	(19207)	A			56	8
R		5330-011-5449	1	GASKET	115449	(21450)	A			58	1
R		5310-753-9688	1	WASHER, FLAT	75939688	(19207)	A			58	3
		2910-310-6556	1	GASKET	7383459	(19207)	ADE				
					2910-226-34	FOR APPLICATION)	ADE				
C		5330-419-9467	1	GASKET	11662856	(19207)	ADE				
					2910-226-34	FOR APPLICATION)					

TM9-2815-210-34P

(1)	(2)	(3)	(4)	(5)	(6)	(7)	(8)	(9)	(10)
Source	FEDERAL	DESCRIPTION	Unit	Qty.	Direct support	General support	1 yr	Depot	ILLUSTRATION
maint. and	STOCK		of	Inc.	30-day maint.	30-day maint.	Alw.	maint	
recov. code	NUMBER	Reference no. and mfr. code	Issue	in	allowance	allowance	Per	Alw.	(a)
			Usable on code	Unit	(A)	(B)	(C)	100	(b)
					1-20	21-50	51-100	Equip.	Figure
								100	No.
								Equip.	Item o
								Cntgcy.	Sym. n
								Planning	
		0100-CONTINUED							
		2910-871-5425 1 GASKET 7748854 (19207) (NOT ILLUSTRATED) (SEE TM9-2910-226-34 FOR APPLICATION)							
PA F ZZ	5330-483-8896	GASKET SET: ENGINE TIMING 5702746 (19207)	EA	1	*	*	*	*	
	2910-862-9065	1 GASKET 10889724 (19207)							17
	2815-885-5723	1 GASKET 10899080 (19207)							18
R	5330-861-3832	2 GASKET 10889825 (19207)							21
	2910-871-5425	1 GASKET 7748854 (19207) (NOT ILLUSTRATED) (SEE TM 9-2910-226-34 FOR APPLICATION)							
C	5330-419-9467	1 GASKET 11662856 (19207) (NOT ILLUSTRATED) (SEE TM 9-2910-226-34 FOR APPLICATION)							
PA O ZZ	5310-595-7237	WASHER, LOCK: ENGINE GROUND TO TAPPET COVER AND OIL PAN RAIL MS35333-42 (96906)	B	EA	2	*	*	*	11
PA O ZZ	2590-248-4627	LEAD, ELECTRICAL: ENGINE GROUND 11610018 (19207)	B	EA	2	*	*	*	11
		0101-CRANKCASE BLOCK AND CYLINDER HEAD							
PA F ZZ	2910-179-3546	ADAPTER ASSEMBLY: INJECTION PUMP 10935553 (19207)	ABC	EA	1	*	*	*	12
N PA F ZZ	2815-477-6245	ADAPTER ASSEMBLY: INJECTION PUMP 10889793 (19207)	DE	EA	1	*	*	*	12
N XA F ZZ		STUD, PLAIN: INJECTION PUMP ADAPTER (USE W/PUMP 2910-017-9778 ONLY) 10889973 (19207)	F	EA	1				12
PA F ZZ	2815-420-9062	ADAPTER: INJECTION PUMP 10889973 (19207)	F	EA	1	*	*	*	12
PA F ZZ	5307-443-9865	STUD, PLAIN: INJECTION PUMP ADAPTER 10898712 (19207)		EA	2	*	*	*	12
PA F ZZ	5310-732-0558	NUT, PLAIN, HEXAGON: 3/8-16, FUEL INJECTION PUMP ADAPTER TO ENGINE FRONT PLATE (2) INJECTION PUMP ADAPTER THROUGH FRONT PLATE GEAR COVER, HYDRAULIC PUMP OR ACCESS COVER (2) MS51967-8 (96906)		EA	4	*	*	*	12
PA F ZZ	5310-959-4675	WASHER, LOCK: 3/8 ID, 0.746 OD, 0.133 THK, FUEL INJECTION PUMP ADAPTER TO ENGINE FRONT PLATE (2) INJECTION PUMP ADAPTER THROUGH FRONT PLATE GEAR COVER, HYDRAULIC PUMP OR ACCESS COVER (2) FRONT PLATE TO CRANKCASE (6) MS35340-46 (96906)		EA	10	*	*	*	12
PA F ZZ	2910-862-9064	GASKET: FUEL INJECTION PUMP ADAPTER 10889723 (19207)		EA	1	*	*	*	12
PA F ZZ	5307-903-7674	STUD, PLAIN: CRANKCASE TO FRONT PLATE AND GEAR COVER 7375681-1 (19207)		EA	1	*	*	*	12
KF H ZZ		GASKET: CRANKCASE TO FRONT PLATE 10889737 (19207)		EA	1	SEE SI			12
						AND			
						2815-433-2295			
C PA H ZZ	2815-136-1200	PLATE ASSEMBLY: ENGINE FRONT 10889744-1 (19207)		EA	1		*	*	12
PA F ZZ	5307-904-9601	STUD, PLAIN: ENGINE FRONT PLATE TO INJECTION PUMP ADAPTER 10899081 (19207)		EA	2	*	*	*	12
PA H ZZ	2815-136-1199	COVER, TIMING GEAR: 10889739 (19207)		EA	1		*	*	12

(1) Source maint. and recov. code	(2) FEDERAL STOCK NUMBER	(3) DESCRIPTION  Reference no. and mfr. code	(4) Unit of Issue	(5) Qty. Inc. in Unit	(6) Direct support 30-day maint. allowance (A) (B) (C)	(7) General support 30-day maint. allowance (A) (B) (C)	(8) 1 yr Alw. Per Equip. Cntgcy. Planning	(9) Depot maint Alw. Per Equip	(10) ILLUSTRATION (a) Figure (b) Item or Sym. no
0101-CONTINUED									
PA F ZZ	5305-269-3223	SCREW, CAP, HEXAGON HEAD: 3/8-16, 3 3/4 LG, HYDRAULIC PUMP OR ACCESS COVER TO GEAR COVER AND FRONT END PLATE MS90725-73 (96906)	EA	2	* * *	* * *			12 13
PA F ZZ	5305-269-3211	SCREW, CAP, HEXAGON HEAD: 3/8-16, 1 LG, FRONT PLATE TO CRANKCASE MS90725-60 (96906)	EA	6	* * *	* * *			12 14
C PA H ZZ	4730-044-4655	PLUG, PIPE: 1/4-18, ALTERNATE OIL GAGE ROD HOLE (1), CRANK- CASE WATER JACKET (1) 444655 (21450)	EA	2		* * *			12 15
C PA H ZZ	4730-221-2141	PLUG, PIPE: 1, TURBOCHARGER OIL DRAIN HOLE MS20913-8S (96906)	EA	1	CD	* * *			12 16
C PA H ZZ	4730-221-2138	PLUG, PIPE: 3/8, TURBOCHARGER, OIL SUPPLY HOLE MS20913-8S (96906)	EA	1	CD	* * *			12 17
C PA O ZZ	4820-849-1220	COCK, DRAIN: 1/4-18, CRANKCASE WATER JACKET MS35782-5 (96906)	EA	1	* * *	* * *			12 18
PA O ZZ	4730-542-5599	ELBOW, PIPE: 45 DEG, 1/4-18, CRANKCASE DRAIN COCK 444055 (21450)	EA	1	* * *	* * *			12 19
PA F ZZ	5307-477-3735	STUD, PLAIN: FUEL FILTER TO CRANKCASE AND TAPPET COVER 8758517 (19207)	EA	3	BCD EF	* * *			12 20
XA H ZZ		CRANKCASE ASSEMBLY, MULTIFUEL: 11610200 (19207)	EA	1					12 21
PA D ZZ	5315-498-7029	PIN, STRAIGHT, HEADLESS: CRANKCASE TO CYLINDER HEAD 10898728 (19207)	EA	4	* * *	* * *			12 22
PA F ZZ	5307-903-7675	STUD, PLAIN: CRANKCASE TO FLYWHEEL HOUSING 87582528 (19207)	EA	6	* * *	* * *			12 23
PA F ZZ	5307-057-4507	STUD, PLAIN: CRANKCASE TO FLYWHEEL HOUSING 875820 (19207)	EA	2	* * *	* * *			12 24
C PA H ZZ	5315-412-2002	PIN, HOLLOW: CRANKCASE TO FLYWHEEL HOUSING 7748968 (19207)	EA	2		* * *			12 25
XA H ZZ		ENGINE BLOCK, DIESEL: 11610199 (19207)	EA	1					12 26
PA H ZZ	4730-080-7044	PLUG, PIPE: 3/8-18, CRANKCASE PISTON SQUIRT OIL GALLERY 44783 (21450)	EA	2		* * *			12 27
PA F ZZ	5315-143-6486	PIN, STRAIGHT, HEADLESS: CRANKCASE TO GEAR COVER AND ENGINE FRONT PLATE 10898727 (19207)	EA	2	* * *	* * *			12 28
C PA H ZZ	4730-406-1464	PLUG, PIPE: CRANKCASE MAIN OIL GALLERY 11610020 (19207)	EA	2		* * *			12 29
PA F ZZ	5340-851-3500	PLUG, EXPANSION: CRANKCASE CORE HOLE 10889990 (19207)	EA	6	* * *	* * *			12 30
PA F ZZ	5307-903-7676	STUD, PLAIN: CRANKCASE TO CYLINDER HEAD 10935516 (19207)	EA	8	* * *	* * *			12 31
PA F ZZ	5307-903-7672	STUD, PLAIN: CRANKCASE TO CYLINDER HEAD 10935518 (19207)	EA	14	* * *	* * *			12 32
PA F ZZ	5307-903-7677	STUD, PLAIN: CRANKCASE TO CYLINDER HEAD 10935516-1 (19207)	EA	6	* * *	* * *			12 33
PA H ZZ	4730-044-4688	PLUG, PIPE: 1/8, CRANKCASE OIL PORT MACHINING HOLE 444688 (21450)	EA	4		* * *			12 34
C PA F ZZ	4730-221-2138	PLUG, PIPE: 3/8, CRANKCASE HEATER CONNECTION MS20913- 3S (96906)	EA	1	* * *	* * *			12 35

(1) Source maint. and recov. code	(2) FEDERAL STOCK NUMBER	(3) DESCRIPTION  Reference no. and mfr. code	(4) Unit of Issue	(5) Qty. Inc. in	(6) Direct support 30-day maint. allowance (A)	(7) General support 30-day maint. allowance (B)	(8) 1 yr Alw. Per Equip. Cntgcy.	(9) Depot maint Alw. Per Equip	(10) ILLUSTRATION  (a) Figure No.	(b) Item or Sym. no		
		Usable on code		Unit	(A)	(B)	(C)	(A)	(B)	(C)		
					1-20	21-50	51-100	1-20	21-50	51-100	Planning	
0101-CONTINUED												
C PA F HH	2815-116-8310	CYLINDER HEAD, DIESEL ENGINE ASSEMBLY: 11682597 (19207)	EA	2	*	*	*	*	*	*		13 1
C XA F HH		HEAD ASSEMBLY, CYLINDER: 11682699 (19207)	EA	2								13 2
PA F ZZ	5340-851-3498	PLUG, EXPANSION: CYLINDER HEAD CORE HOLE (FOR 1.250- 1.252 ID CORE HOLE: 7328356 (19207)	EA	6	*	*	*	*	*	*		13 3
C PA F ZZ	4710-405-9767	TUBE, CORROSION RESISTING STEEL: CYLINDER HEAD WATER PICKUP 11601373 (19207)	EA	6	*	*	*	*	*	*		13 4
PA H ZZ	4730-044-4688	PLUG, PIPE: 1/8-27 444688 (21450)	EA	4				*	*	*		13 5
PA F ZZ	5340-598-5107	PLUG, EXPANSION: CYLINDER HEAD CORE HOLES (FOR 1.000- 1.002 ID CORE HOLES) 7748957 (19207)	EA	10	*	*	*	*	*	*		13 6
PA F ZZ	5340-792-0814	PLUG, EXPANSION: CYLINDER HEAD WATER TRANSFER 11610405 (19207)	EA	6	*	*	*	*	*	*		13 7
C XA F HH		HEAD, CYLINDER: 11641633 (19207)	EA	2								13 8
PA F ZZ	5310-491-0319	NUT, PLAIN, HEXAGON: CYLINDER HEAD TO CRANKCASE 10898716 (19207)	EA	28	*	*	*	*	*	*		13 9
PA F ZZ	5310-850-3999	WASHER, FLAT( CYLINDER HEAD TO CRANKCASE 10889774 (19207)	EA	28	*	*	*	*	*	*		13 10
N PA F ZZ	5340-878-4178	SPACER, SLEEVE: CYLINDER HEAD TO CYLINDER AND CRANK- CASE (USE W/EARLY HEAD ASSEMBLY 10935251 (19207) OR 10889882 (19207)	F	EA	6	*	*	*	*	*		13 11
PA F ZZ		BRACKET, LIFTING: FRONT AND READ 10889885 (19207)	BCD EF	EA	2	*	*	*	*	*		13 12
PA F ZZ		BRACKET, LIFTING: FRONT010889885 (19207)	A	EA	1	*	*	*	*	*		13 12
PA F ZZ	5310-655-9370	WASHER, LOCK: 7/16 ID. 0.844 OD, 0.153 THK, ENGINE LIFTING BRACKET TO CYLINDER HEAD MS 35340-47 (96906)	EA	4	*	*	*	*	*	*		13 13
PA F ZZ	5305-069-5572	SCREW, CAP, HEXAGON HEAD: 7/16-14 7/8 LG, ENGINE LIFTING BRACKET TO CYLINDER HEAD MS90725-84 (96906)	EA	4	*	*	*	*	*	*		13 14
PA F ZZ	2815-930-0980	GASKET CYLINDER HEAD: 10951428 (19207)	EA	2	*	*	*	*	*	*		13 15
0102-CRANKSHAFT												
PA H ZZ	2815-808-6989	CRANKSHAFT, ENGINE: 11610172 (19207)	EA	1				*	*	*		14 1
XA H ZZ		CRANKSHAFT, ENGINE: 11610173 (19207)	EA	1								14 2
R PA F ZZ	3120-057-4506	BEARING, SLEEVE: CLUTCH PILOT 10935441 (19207)	EA	1	*	*	*	*	*	*		14 3
KF H ZZ		BEARING HALF, SLEEVE: CRANKSHAFT MAIN THRUST, UPPER 10889812 (19207)	EA	1	SEE SET							14 4
KF H ZZ		BEARING HALF, SLEEVE: CRANKSHAFT MAIN THRUST, UPPER (0.010 UNDERSIZE) 10899011 (19207)	EA	1	SEE SET							14 4
KF H ZZ		BEARING HALF, SLEEVE: CRANKSHAFT MAIN THRUST, UPPER (0.020 UNDERSIZE) 10899012 (19207)	EA	1	SEE SET							14 4
KF H ZZ		BEARING HALF, SLEEVE: CRANKSHAFT MAIN, UPPER 10889945 (19207)	EA	6	SEE SET							14 5
KF H ZZ		BEARING HALF, SLEEVE: CRANKSHAFT MAIN, UPPER (0.010 UNDERSIZE) 10899015 (19207)	EA	6	SEE SET							14 5
KF H ZZ		BEARING HALF, SLEEVE: CRANKSHAFT MAIN, UPPER (0.020 UNDERSIZE) 10899016 (19207)	EA	6	SEE SET							14 5

(1)	(2)	(3)	(4)	(5)	(6)	(7)	(8)	(9)	(10)	
Source	FEDERAL	DESCRIPTION	Unit	Qty.	Direct support	General support	1 yr	Depot	ILLUSTRATION	
maint. and	STOCK		of	Inc.	30-day maint.	30-day maint.	Alw.	maint		
recov. code	NUMBER	Reference no. and mfr. code	Issue	in	allowance	allowance	Per	Alw.	(a)	(b)
			Unit	Unit	(A)	(B)	100	Per	Figure	Item or
		Usable on code			(C)	(C)	Equip.	100	No.	Sym. or
							Cntgcy.	Equip		No
					1-20	21-50	51-100	Planning		
0102-CONTINUED										
R PA F ZZ	5305-225-9081	SCREW, CAP, HEXAGON HEAD: 5/16-18, 1 1/4 LG, OIL SEAL HOUSING TO CRANKCASE MS90725-36 (96906)	EA	6	*	*	*	*	14	6
PA F ZZ	5310-959-4679	WASHER, LOCK: 5/16 ID, 0.627 OD, 0.118 THK, OIL SEAL HOUSING TO CRANKCASE MS35340-45 (96906)	EA	6	*	*	*	*	14	7
PA F ZZ	2805-888-3396	LOCKPLATE: OIL HOUSING TO CRANKCASE (USE WITH ALUMINUM HOUSING ONLY: 11610040 (19207)	EA	2	*	*	*	*	14	8
PA F ZZ	2815-918-0595	SEAL, PLAIN, ENCASED: CRANKSHAFT REAR OIL SEAL 10951177 (19207)	EA	1	*	*	*	*	14	9
PA F ZZ	2815-930-5966	HOUSING: CRANKSHAFT OIL SEAL 10889954 (19207)	EA	1	*	*	*	*	14	10
PA F ZZ	2815-860-0562	GASKET: OIL SEAL HOUSING TO CRANKSHAFT 10889749 (19207)	EA	1	*	*	*	*	14	11
PA H ZZ	5315-010-3736	PIN, STRAIGHT HEADLESS: 1/4 DIA, 5/8 LG, CRANKCASE TO CRANKSHAFT OIL SEAL HOUSING (2) AND BEARING CAP CRANKSHAFT FRONT (2) 103736 (21450)	EA	4			*	*	14	12
R PA D ZZ	5310-177-9340	WASHER, FLAT: CRANKSHAFT WEAR SLEEVE JV1136 (76680)	EA	1					14	13
KF H ZZ		SEAL, CRANKSHAFT, BEARING, CAP, REAR RIGHT: 10889725 (19207)	EA	1	SEE SETS				14	14
KF H ZZ		SEAL, CRANKSHAFT BEARING CAP, REAR LEFT: 10889726 (19207)	EA	1	AND 2815-433-2295				14	15
XA H ZZ		CAP, BEARING: CRANKSHAFT, MAIN, REAR 10889740 (19207)	EA	1	SEE SETS				14	16
XA H ZZ		CAP, BEARING: CRANKSHAFT, MAIN, INTERMEDIATE 10889734 (19207)	EA	3	AND 2815-433-2295				14	17
XA H ZZ		CAP, BEARING: CRANKSHAFT, MAIN, THRUST CENTER 10889733 (19207)	EA	1					14	18
PA H ZZ	5310-275-9409	WASHER, FLAT: CRANKSHAFT BEARING CAP 10871162 (19207)	EA	14			*	*	14	19
PA H ZZ	5306-851-3505	BOLT, EXTERNALLY RELIEVED BODY: CRANKSHAFT BEARING CAP 10889722 (19207)	EA	14			*	*	14	20
XA H ZZ		CAP, BEARING: CRANKSHAFT, MAIN FRONT, INTERMEDIATE 10889732 (19207)	EA	1					14	21
XA H ZZ		CAP, CRANKSHAFT BEARING, FRONT, ASSEMBLY: 10935219 (19207)	EA	1					14	22
C PA H ZZ	2815-018-1971	SHAFT, SHOULDERED: OIL PUMP IDLER GEAR (REPLACEMENT FOR PRODUCTION SHAFT 10889883 AND 11682592-1) 11682592-2 (19207)	EA	1					14	23
XA H ZZ		CAP, BEARING: CRANKSHAFT FRONT 10935219-1 (19207)	EA	1					14	24
R PA F ZZ	5330-081-3416	SEAL, PLAIN, ENCASED: CRANKSHAFT OIL FRONT 10912514 (19207)	EA	1	*	*	*	*	14	25
PA F ZZ	5330-809-3071	SEAL, PLAIN, ENCASED: CRANKSHAFT OIL FRONT 11610424 (19207)	EA	1	*	*	*	*	14	26
PA F DD	2815-760-5868	DAMPER AND PULLEY ASSEMBLY, CRANKSHAFT: 11641946 (19207)	EA	1	*	*	*	*	14	27
PA F DD	2815-918-4202	DAMPER AND PULLEY ASSEMBLY, CRANKSHAFT: 10935278 (19207)	EA	1	*	*	*	*	14	27
			BCD							
			EF							

(1)	(2)	(3)	(4)	(5)	(6)	(7)	(8)	(9)	(10)			
Source	FEDERAL	DESCRIPTION	Unit	Qty.	Direct support	General support	1 yr	Depot	ILLUSTRATION			
maint. and	STOCK		of	Inc.	30-day maint.	30-day maint.	Alw.	maint				
recov. code	NUMBER	Reference no. and mfr. code	Usable on code	Issue in	allowance	allowance	Per	Alw.	(a)	(b)		
				Unit	(A)	(B)	100	Per	Figure	Item or		
					(A)	(B)	Equip.	100	No.	Sym. or		
							Cntgcy.	Equip		No.		
					1-20	21-50	51-100	1-20	21-50	51-100		
							Planning					
0102-CONTINUED												
PA D ZZ	2815-808-7351	DEFLECTOR, DIRT AND LIQUID: CRANKSHAFT DAMPER 11610441 (19207)	A	EA	1					14	28	
PA D ZZ	5305-543-2419	SCREW, CAP, HEXAGON HEAD: 3/8-16UNC-2A, 11/8 LG CRANKSHAFT DAMPER TO DAMPER PULLEY MS90728-61 (96906)		EA	8					14	29	
PA D ZZ	2815-909-3781	LOCKPLATE, NUT: CRANKSHAFT DAMPER TO DAMPER PULLEY 10951333 (19207)		EA	4					14	30	
PA D ZZ	2590-999-5332	RING, STIFFENER: CRANKSHAFT DAMPER 10951332 (19207)	BCD	EA	1					14	31	
R PA D ZZ	5330-180-9706	RING, STIFFENER: CRANKSHAFT DAMPER 11610443 (19207)	A	EA	1					14	31	
PA D ZZ	2815-760-5870	DAMPER, VIBRATION, CRANKSHAFT: 11641945 (19207)	A	EA	1					14	32	
PA D ZZ	2815-955-5505	DAMPER, VIBRATION, CRANKSHAFT: 10935267 (19207)	BCD	EA	1					14	32	
PA D ZZ	2815-156-9657	PULLER, CONE ASSEMBLY: 11610444 (19207)	A	EA	1					14	33	
PA D ZZ	2815-871-2827	PULLER GROOVE ASSEMBLY, CRANKSHAFT: 10889886 (19207)	BCD	EA	1					14	33	
XA D ZZ		PULLEY, CRANKSHAFT DAMPER: 11610446 (19207)	A	EA	1					14	34	
XA D ZZ		PULLEY, CRANKSHAFT DAMPER: 10889863 (19207)	BCD	EA	1					14	34	
R PA D ZZ	5315-406-1544	PIN, STRAIGHT, HEADLESS: CRANKSHAFT PULLEY 10898729 (19207)		EA	1					14	35	
PA D ZZ	5315-498-7029	PIN, STRAIGHT, HEADLESS: CRANKSHAFT PULLEY 10898728 (19207)		EA	1					14	36	
PA F ZZ	5310-850-3998	WASHER, FLAT: CRANKSHAFT DAMPER PULLEY RETAINING 10889748 (19207)		EA	1	*	*	*	*	*	14	37
PA F ZZ	5306-454-8625	BOLT, EXTERNALLY RELIEVED BODY: CRANKSHAFT DAMPER PULLEY RETAINING 10889931 (19207)		EA	1	*	*	*	*	*	14	38
C PA F ZZ	2805-039-7236	LOCKPLATE: CRANKSHAFT DAMPER BOLT 8713857 (19207)		EA	1	*	*	*	*	*	14	39
PA F ZZ	5310-959-4675	WASHER, LOCK: 3/8 ID, 0.746 OD, 0.133 THK, LOCKPLATE TO CRANKSHAFT DAMPER PULLEY MS35340-46 (9690)		EA	2	*	*	*	*	*	14	40
PA F ZZ	5305-269-3209	SCREW, CAP, HEXAGON HEAD: 3/8-16, 3/4 LG, LOCK PLATE TO CRANKSHAFT DAMPER PULLEY MS90725-58 (96906)		EA	2	*	*	*	*	*	14	41
KF H ZZ		PLUG: CRANKSHAFT TO PULLEY 11610011 (19207)		EA	1	SEE SETS AND 2815-433-2295					14	42
PA F ZZ	2815-860-0561	DEFLECTOR, DIRT AND LIQUID: CRANKSHAFT 10889746 (19207)	BCD	EA	1	*	*	*	*	*	14	43
PA F ZZ	3020-311-5332	GEAR, HELICAL: CRANKSHAFT 10889820	EF	EA	1	*	*	*	*	*	14	44
KF H ZZ		BEARING HALF, SLEEVE: CRANKSHAFT MAIN THRUST, LOWER 10889813 (19207)		EA	1	SEE SET					14	45
KF H ZZ		BEARING HALF, SLEEVE: CRANKSHAFT MAIN THRUST, LOWER (0.010 UNDERSIZE) 10899013 (19207)		EA	1	SEE SET					14	45
KF H ZZ		BEARING HALF, SLEEVE: CRANKSHAFT MAIN THRUST, LOWER (0.020 UNDERSIZE) 10899014 (19207)		EA	1	SEE SET					14	45

(1) Source maint. and recov. code	(2) FEDERAL STOCK NUMBER	(3) DESCRIPTION  Reference no. and mfr. code	(4) Unit of Issue	(5) Qty. Inc. in Unit	(6) Direct support 30-day maint. allowance (A) (B) (C)	(7) General support 30-day maint. allowance (A) (B) (C)	(8) 1 yr Alw. Per 100 Equip. Cntgcy. Planning	(9) Depot maint Alw. Per 100 Equip	(10) ILLUSTRATION  (a) Figure (b) Item or Sym. no
0102-CONTINUED									
KF H ZZ		BEARING HALF, SLEEVE: CRANKSHAFT MAIN LOWER 10889814 (19207)	EA	6	SEE SET				14 46
KF H ZZ		BEARING HALF, SLEEVE: CRANKSHAFT MAIN LOWER (0.010 UNDERSIZE) 10899017 (19207)	EA	6	SEE SET				14 46
KF H ZZ		BEARING HALF, SLEEVE: CRANKSHAFT MAIN LOWER (0.010 UNDERSIZE) 10899018 (19207)	EA	6	SEE SET				14 46
PA H ZZ	2815-860-5420	BEARING HALF SET, SLEEVE: CRANKSHAFT MAIN (STD) 5702645 (19207)	EA	1		* * *			14
KF H ZZ		1 BEARING HALF 10889812 (19207)							14 4
KF H ZZ		6 BEARING HALF 10889945 (19207)							14 5
KF H ZZ		1 BEARING HALF 10889813 (19207)							14 45
KF H ZZ		6 BEARING HALF 10889814 (19207)							14 46
PA H ZZ	2815-849-1029	BEARING HALF SET, SLEEVE: CRANKSHAFT MAIN (0.010 UNDERSIZE) 57023652 (19207)	EA	1		* * *			14
KF H ZZ		1 BEARING HALF 10899011 (19207)							14 4
KF H ZZ		6 BEARING HALF 10899015 (19207)							14 5
KF H ZZ		1 BEARING HALF 10899013 (19207)							14 45
KF H ZZ		6 BEARING HALF 10899017 (19207)							14 46
PA H ZZ	2815-849-9570	BEARING HALF SET, SLEEVE: CRANKSHAFT MAIN (0.020 UNDERSIZE) 5702651 (19207)	EA	1		* * *			14
KF H ZZ		1 BEARING HALF 10899012 (19207)							14 4
KF H ZZ		6 BEARING HALF 10899016 (19207)							14 5
KF H ZZ		1 BEARING HALF 10899014 (19207)							14 45
KF H ZZ		6 BEARING HALF 10899018 (19207)							14 46
0103-FLYWHEEL ASSEMBLY									
PA F ZZ	2815-056-0193	GASKET: FLYWHEEL HOUSING TO CRANKCASE 10889738 (19207)	EA	1	* * *	* * *			15 1
C PB F ZZ	2815-224-7963	HOUSING MECHANICAL DRIVE: FLYWHEEL 11610406 (19207)	A	EA	1	* * *	* * *		15 2
XA F ZZ		HOUSING, FLYWHEEL: 11610406-1 (19207)	A	EA	1				15 3
PA F ZZ	5340-990-7157	INSERT, SCREW THREAD: 3/8-16, 3/4 LG, FLYWHEEL HOUSING TO TRANSMISSION HOUSING MS21208C6-20 (96906)	A	EA	12	* LG	* * *	* * *	15 4
PA F ZZ	5340-291-3487	INSERT, SCREW THREAD: 9/16-18, 27/32 LG, FLYWHEEL HOUSING ENGINE MOUNTING SUPPORT MS124701 (96906)	A	EA	8	* * *	* * *	* * *	15 5
PA F ZZ	5330-199-5884	GASKET: 1 1/4 ID, 1 1/2 OD, 3/32 THK, FLYWHEEL HOUSING DRAIN PLUG MS35769-31 (96906)	CA	EA	1	* * *	* * *	* * *	15 6
C PA F ZZ	5365-165-7551	PLUG, MACHINE THREAD, MAGNETIC: 1 1/4-12, FLYWHEEL HOUSING DRAIN MS35844-7 (96906)	A	EA	1	* * *	* * *	* * *	15 7
PA F ZZ	5340-290-4550	INSERT, SCREW THREAD: 5/16-18, 5/16 LG, FLYWHEEL HOUSING DRIVE PLATE ACCESS COVER MS21208C5-10 (96906)	A	EA	6	* * *	* * *	* * *	15 8
PA F ZZ	5307-071-2793	STUD, PLAIN: FLYWHEEL HOUSING TO STARTER (0.003 UN- DERSIZE) 10935195-1 (19207)	ABF	EA	3	* * *	* * *	* * *	15 9



(1) Source maint. and recov. code	(2) FEDERAL STOCK NUMBER	(3) DESCRIPTION  Reference no. and mfr. code	(4) Unit of Issue	(5) Qty. Inc. in Unit	(6) Direct support 30-day maint. allowance (A) (B) (C)	(7) General support 30-day maint. allowance (A) (B) (C)	(8) 1 yr Alw. Per Equip. Cntgcy. Planning	(9) Depot maint Alw. Per Equip	(10) ILLUSTRATION (a) (b) Figure Item or No. Sym. no	
0103-CONTINUED										
R PA F ZZ	5310-879-6493	WASHER, FLAT: 1/2 ID, 1.00 OD, 0.065 THK, FLYWHEEL HOUSING TO CRANKCASE 502237 (21450)	EA	6	* * *	* * *	* *		15	10
PA F ZZ	5310-834-8732	NUT, PLAIN, HEXAGON: 1/2-13, FLYWHEEL HOUSING TO CRANKCASE MS35691-33 (96906)	EA	8	* * *	* * *	* *		15	11
PA F ZZ	5310-530-8191	WASHER, FLAT: FLYWHEEL HOUSING TO CRANKCASE 5308191 (19207)	EA	2	* * *	* * *	* *		15	12
PA F HH	2815-808-6934	FLYWHEEL, ENGINE: ASSEMBLY 11610407 (19207)	A	EA	1	* * *	* * *		15	13
R PA H ZZ	3020-264-5559	GEAR, SPUR: FLYWHEEL 8386479 (19207)	EA	1		* * *	* * *		15	14
XA H ZZ		FLYWHEEL, ENGINE: 11610407-1 (19207)	A	EA	1		* * *		15	15
PA F ZZ	2815-177-9239	HOUSING ASSEMBLY: FLYWHEEL 10935216 (19207)	BF	EA	1	* * *	* * *		15	16
PA F ZZ	4730-044-4655	PLUG, PIPE: 1/4-18, FLYWHEEL HOUSING FORDING PRESSURE HOLE 444655 (21450)	BCD	EA	1	* * *	* * *		15	17
PA F ZZ	5340-290-4518	INSERT,SCREW THREAD 3/8-16, 9/16 LG, TRANSMISSION MOUNTING BOLT MS21208C6-15 (96906)	BF	EA	12	* * *	* * *		15	18
PA F ZZ	5340-290-4518	INSERT,SCREW THREAD: 3/8-16, 9/16 LG, TRANSMISSION ADAPTER MS21208C6-15 (96906)	CDE	EA	12	* * *	* * *		15	18
R PA F ZZ	4730-278-3380	PLUG,PIPE: 3/4-14 FLYWHEEL HOUSING DRAIN MS49005-10 (96906)	BCD	EA	1	* * *	* * *		15	19
XA F ZZ		HOUSING,FLYWHEEL: 10935216-1 (19207)	BF	EA	1		* * *		15	20
PA F HH	2815-074-8925	FLYWHEEL,ENGINE:ASSEMBLY 10935211 (19207)	BF	EA	1	* * *	* * *		15	21
XA H ZZ		FLYWHEEL: 10935211-1 (19207)	BF	EA	1		* * *		15	22
PA F ZZ	5306-850-3884	BOLT,SELF LOCKING: FLYWHEEL TO CRANKSHAFT 10898724 (19207)	BCD	EA	6	* * *	* * *		15	23
PB F ZZ	2815-179-3382	ADAPTER,TRANSMISSION:ASSEMBLY 10912491 (19207)	CDE	EA	1	* * *	* * *		15	24
XA F ZZ		ADAPTER TRANSMISSION: 10912490 (19207)	CDE	EA	1		* * *		15	25
PA F ZZ	5310-732-0558	NUT,PLAIN,HEXAGON: 3/8-16,TRANSMISSION ADAPTER TO FLYWHEEL HOUSING MS51967-8 (96906)	CDE	EA	13	* * *	* * *		15	26
PA F ZZ	5310-959-4675	WASHER,LOCK: 3/8 ID, 0.746 OD, 0.118 THK, TRANSMISSION ADAPTER TO FLYWHEEL HOUSING MS35340-46 (96906)	CDE	EA	13	* * *	* * *		15	27
PA F ZZ	2520-863-3165	GASKET: FLYWHEEL HOUSING TO TRANSMISSION ADAPTER 10899062 (19207)	CDE	EA	1	* * *	* * *		15	28
PA F HH	2815-860-7339	FLYWHEEL,ENGINE: ASSEMBLY 10889801 (19207)	CDE	EA	1	* * *	* * *		15	29
XA H ZZ		FLYWHEEL: 10898704 (19207)	CDE	EA	1		* * *		15	30
PA F ZZ	2815-247-6990	HOUSING ASSEMBLY,ENGINE: FLYWHEEL 10951000 (19207)	CDE	EA	1	* * *	* * *		15	31
PA F ZZ	5307-935-3695	STUD,PLAIN: FLYWHEEL HOUSING TO TRANSMISSION ADAPTER (USE WITH IRON HOUSING: 7376342 (19207)	CDE	EA	13	* * *	* * *		15	32
PA F ZZ	5307-851-8981	STUD,PLAIN: FLYWHEEL HOUSING TO TRANSMISSION ADAPTER (0.003 OVERSIZE) (USE WITH ALUMINUM HOUSING) 10899092 (19207)	CDE	EA	13	* * *	* * *		15	32
PA F ZZ	5307-851-8980	STUD,PLAIN:FLYWHEEL HOUSING TO ENGINE SUPPORT (USE WITH ALUMINUM HOUSING) (0.003 OVERSIZE) 10899088 (19207)	CDE	EA	8	* * *	* * *		15	33

(1) Source maint. and recov. code	(2) FEDERAL STOCK NUMBER	(3) DESCRIPTION  Reference no. and mfr. code	(4) Unit of Issue	(5) Qty. Inc. in Unit	(6) Direct support 30-day maint. allowance Unit (A)	(7) General support 30-day maint. allowance (A) (B) (C)	(8) 1 yr Alw. Per 100 Equip. Cntgcy. Planning	(9) Depot maint. Alw. Per 100 Equip	(10) ILLUSTRATION (a) (b) Figure Item or No. Sym. no
		Usable on code			1-20	(B) (C) 21-50 51-100			
0103-CONTINUED									
PA F ZZ	5307-617-8627	STUD,PLAIN:FLYWHEEL HOUSING TO ENGINE SUPPORT (USE WITH IRON HOUSING; 8713947 (19207)	CDE	EA	8 *	* * * * *			15 33
XA F ZZ		HOUSING,ENGINE:FLYWHEEL 10951000-1 (19207)	CDE	EA	1				15 34
PA F ZZ	5307-488-1103	STUD,PLAIN:FLYWHEEL HOUSING TO STARTER (USE WITH IRON HOUSING) 10935618-2 (19207)	CDE	EA	3 *	* * * * *			15 35
PA F ZZ	5307-488-1102	STUD,PLAIN: FLYWHEEL HOUSING TO STARTER AND STARTER ADAPTER (USE WITH IRON HOUSING) 10935618-1 (19207)	CDE	EA	3 *	* * * * *			15 35
PA F ZZ	2815-924-6116	STUD,FLYWHEEL: FLYWHEEL HOUSING TO STARTER AND STARTER ADAPTER (USE WITH ALUMINUM HOUSING; (0.003 OVERSIZE) 10912607-1 (19207)	CDE	EA	3 *	* * * * *			15 35
PA F ZZ	5306-145-0729	BOLT,SELF-LOCKING: FLYWHEEL AND TRANSMISSION PLATE TO CRANKSHAFT 11610436 (19207)	A	EA	6 *	* * * * *			15 36
PA F ZZ	2520-808-7090	PLATE,TRANSMISSION DRIVE: 11610412 (19207)	A	EA	1 *	* * * * *			15 37
PA F ZZ	2520-808-7094	PLATE,TRANSMISSION DRIVE: 11610411 (19207)	A	EA	3 *	* * * * *			15 38
PA F ZZ	2520-808-7039	PLATE,TRANSMISSION DRIVE: 11610410 (19207)	A	EA	1 *	* * * * *			15 39
PA F ZZ	5306-181-0941	BOLT,SELF-LOCKING: TRANSMISSION DRIVE PLATE ACCESS COVER TO FLYWHEEL HOUSING 11641654 (19207)	A	EA	6 *	* * * * *			15 40
PA F ZZ	5310-081-4219	WASHER,FLAT: 11/32 ID, 11/16 OD, 0.080 THK, TRANSMISSION DRIVE PLATE ACCESS COVER TO FLYWHEEL HOUSING MS27183-12 (96906)	A	EA	6 *	* * * * *			15 41
C PA F ZZ	5340-151-5985	COVER,ACCESS: TRANSMISSION DRIVE PLATE 11610409 (19207)	A	EA	1 *	* * * * *			15 42
PA F ZZ	2815-808-7369	GASKET: TRANSMISSION DRIVE PLATE ACCESS COVER 11610408 (19207)	A	EA	1 *	* * * * *			15 43
0104-PISTONS,CONNECTING RODS									
PA H ZZ	2815-617-8625	CONNECTING ROD ASSEMBLY,PISTON: 11641916 (19207)		EA	6		* * *		16 1
C PA H ZZ	5306-937-2295	BOLT,EXTERNALLY RELIEVED BODY: CONNECTING ROD 11642059 (19207)		EA	12		* * *		16 2
PA H ZZ	3120-760-5914	BEARING,SLEEVE: CONNECTING ROD PISTON PIN 11641914 (19207)		EA	6				16 3
XA H ZZ		ROD AND CAP,CONNECTIN: 11641015 (19207)		EA	6				16 4
C PF H ZZ	5315-846-1791	PIN,SPRING: 0.125 OD, 0.562 LG, CONNECTING ROD MS16562-128 (96906)		EA	6		* * *		16 5
C XA H ZZ		ROD,CONNECTING: 10889753 (19207)		EA	6				16 6
X AH ZZ		CAP,CONNECTING ROD: 10935342 (19207)		EA	6				16 7
KF H ZZ		BEARING HALF,SLEEVE: CONNECTING ROD 10889811 (19207)		EA	12	SEE SET			16 8
N KF H ZZ		BEARING HALF, SLEEVE:CONNECTING ROD (0.010 UNDERSIZE) 10899009 (19207)		EA	12	SEE SET			16 8
KF H ZZ		BEARING HALF, SLEEVE: CONNECTING ROD (0.020 UNDERSIZE) 10899010 (19207)		EA	12	SEE SET			16 8
C PA H ZZ	2815-175-9636	CYLINDER SLEEVE: 10935239 (19207)		EA	6		* * *		16 9

(1)	(2)	(3)	(4)	(5)	(6)	(7)	(8)	(9)	(10)		
Source	FEDERAL	DESCRIPTION	Unit	Qty.	Direct support	General support	1 yr	Depot	ILLUSTRATION		
maint. and	STOCK		of	Inc.	30-day maint.	30-day maint.	Alw.	maint			
recov. code	NUMBER	Reference no. and mfr. code	Usable on code	Issue in	allowance	allowance	Per	Alw.	(a)		
				Unit	(A)	(B)	100	Per	Figure		
					(A)	(B)	Equip.	100	No.		
					(C)	(C)	Cntgcy.	Equip	Sym. or		
					1-20	21-50	51-100	Planning	Item		
									or		
									No.		
									Sym.		
									no		
		0104-CONTINUED									
KF H ZZ		RING,PISTON:COMPRESSION,GROOVES 1 AND 2 11641778 (19207)		EA 12	SEE SETS 2815-134-0077 2815-760-5867 2815-118-5270 AND 2815-148-7984				16	10	
KF H ZZ		RING,PISTON:COMPRESSION,GROOVES 3 AND 5 11641913 (19207)	A	EA 12	SEE SETS AND 2815-760-5867				16	11	
KF H ZZ		RING,PISTON:COMPRESSION,GROOVE 3 11641913 (19207)	BCD EF	EA 6	SEE SETS 2815-118-5270 AND 2815-148-7984				16	11	
KF H ZZ		RING,PISTON: OIL CONTROL 10935277 (19207)		EA 6	SEE SETS 2815-134-0077 2815-148-7984 2815-760-5867 AND 2815-118-5270				16	12	
KF H ZZ		PISTON, INTERNAL COMBUSTION ENGINE: 11641737 (19207)	A	EA 6	SEE SET				16	13	
KF H ZZ		PISTON, INTERNAL COMBUSTION ENGINE: 10935599 (19207)	BF	EA 6	SEE SET				16	13	
C KF H ZZ		PISTON, INTERNAL COMBUSTION ENGINE: 11668483 (19207)	CDE	EA 6	SEE SET				16	13	
R PA H ZZ	5365-813-0614	RING, SNAP, RETAINING, INTERNAL: 1.725 ID, 0.062 THK, PISTON PIN MS16625-3162 (96906)		EA 12			*	*	*	16	14
KF H ZZ		PIN, PISTON: 10951222 (19207)		EA 6	SEE SETS 2815-134-0077 AND 2815-148-7984				16	15	
C PA H ZZ	2815-238-9201	CYLINDER SLEEVE AND PISTON ASSEMBLY: 5702774 (19207)	A	EA 1			*	*	*	16	
PA H ZZ	2815-175-9636	1 CYLINDER SLEEVE 10935239 (19207)	A						16	9	
KF H ZZ		2 RING 11641778 (19207)	A						16	10	
KF H ZZ		2 RING 11641913 (19207)	A						16	11	
KF H ZZ		1 RING 10935277 (19207)	A						17	12	
KF H ZZ		1 PISTON 11641737 (19207)	A						16	13	
R PA H ZZ	5365-813-0614	2 RING,RETAINING MS16625-3162 (96906)	A						16	14	
KF H ZZ		1 PIN 10951222 (19207)	A						16	15	
PA H ZZ	2815-134-0077	CYLINDER SLEEVE AND PISTON ASSEMBLY: 5702766 (19207)	BF	EA 1			*	*	*	16	
C PA H ZZ	2815-175-9636	1 CYLINDER SLEEVE 10935239 (19207)	BF						16	9	
KF H ZZ		2 RING 11641778 (19207)	BF						16	10	
KF H ZZ		1 RING 11641913 (19207)	BF						16	11	
KF H ZZ		1 RING 10935277 (19207)	BF						16	12	
KF H ZZ		1 PISTON 10935599 (19207)	BF						16	13	
R PA H ZZ	5365-813-0614	2 RING,RETAINING MS16625-3162 (96906)	BF						16	14	
KF H ZZ		1 PIN 10951222 (19207)	BF						16	15	

(1) Source maint. and recov. code	(2) FEDERAL STOCK NUMBER	(3) DESCRIPTION  Reference no. and mfr. code	(4) Unit of Issue	(5) Qty. Inc. in Unit	(6) Direct support 30-day maint. allowance (A) (B) (C)	(7) General support 30-day maint. allowance (A) (B) (C)	(8) 1 yr Alw. Per Equip. Cntgcy. Planning	(9) Depot maint Alw. Per Equip	(10) ILLUSTRATION (a) Figure (b) Item or Sym. no
0104-CONTINUED									
C PA H ZZ	2815-148-7984	CYLINDER SLEEVE AND PISTON ASSEMBLY: 5704480 (19207)	CDE	EA 1		* * *			16
C PA H ZZ	2815-175-9636	1 CYLINDER SLEEVE 10935239 (19207)	CDE						16 9
KF H ZZ		2 RING 11641778 (19207)	CDE						16 10
KF H ZZ		1 RING 11641913 (19207)	CDE						16 11
KF H ZZ		1 RING 10935277 (19207)	CDE						16 12
C KF H ZZ		1 PISTON 11668483 (19207)	CDE						16 13
R PA H ZZ	5365-813-0614	2 RING,RETAINING MS16625-3162 (96906)	CDE						16 14
KF H ZZ		1 PIN 10951222 (19207)	CDE						16 15
PA H ZZ	3120-860-5423	BEARING HALF SET SLEEVE:CONNECTING ROD (STD) 5702648 (19207)	EA	1		* * *			16
KF H ZZ		12 BEARING HALF 10889811 (19207)							16 8
N PA H ZZ	3120-860-5422	BEARING HALF SET:SLEEVE, CONNECTING ROD (0.010 UNDERSIZE) 5702647 (19207)	EA	1		* * *			16
N KF H ZZ		12 BEARING HALF 10889909 (19207)							16 8
PA H ZZ	2815-860-5421	BEARING HALF SET SLEEVE:CONNECTING ROD (0.020 UNDERSIZE) 5702646 (19207)	EA	1		* * *			16
KF H ZZ		12 BEARING HALF 108899010 (19207)							16 8
PA H ZZ	2815-760-5867	RING SET,PISTON: 5702777 (19207)	A	EA 1		* * *			16
KF H ZZ		2 RING 11641778 (19207)	A						16 10
KF H ZZ		2 RING 11641913 (19207)	A						16 11
KF H ZZ		1 RING 10935277 (19207)	A						16 12
PA H ZZ	2815-118-5270	RING, SET, PISTON: 5702767 (19207)	BCD EF	EA 1		* * *			16
KF H ZZ		2 RING 11641778 (19207)	BCD EF						16 10
KF H ZZ		1 RING 11641913 (19207)	BCD EF						16 11
KF H ZZ		1 RING 10935277 (19207)	BCD EF						16 12
0105-VALVES,CAMSHAFTS,AND TIMING SYSTEM									
KF H ZZ		BEARING,SLEEVE:CAMSHAFT REAR 10910980 (19207)	EA	1		SEE SET 3120-849-1030			17 1
KF H ZZ		BEARING, SLEEVE:CAMSHAFT REAR INTERMEDIATE 10910979 (19207)	EA	1		SEE SET 3120-849-1030			17 2
KF H ZZ		BEARING,SLEEVE:CAMSHAFT FRONT INTERMEDIATE 10910978 (19207)	EA	1		SEE SET 3120-849-1030			17 3
KF H ZZ		BEARING,SLEEVE:CAMSHAFT FRONT 10910977 (19207)	EA	1		SEE SET 3120-849-1030			17 4
PA H ZZ	2815-808-6978	CAMSHAFT ASSEMBLY,ENGINE: 11610282 (19207)	EA	1		* * *			17 5
XA H ZZ		CAMSHAFT,ENGINE: 11610283	EA	1					17 6
PA H ZZ	6680-179-5125	SLEEVE,TACHMETER DRIVE: 10889925 (19207)	EA	1		* * *			17 7
PA H ZZ	2815-861-3831	THRUSTPLATE,CAMSHAFT: 10889837 (19207)	EA	1		* * *			17 8
PA H ZZ	5310-959-4675	WASHER,LOCK:3/8 ID, 0.746 OD, 0.133 THK, CAMSHAFT THRUSTPLATE TO CRANKCASE MS35340-46 (96906)	EA	2		* * *			17 9

(1)	(2)	(3)	(4)	(5)	(6)	(7)	(8)	(9)	(10)		
Source	FEDERAL	DESCRIPTION	Unit	Qty.	Direct support	General support	1 yr	Depot	ILLUSTRATION		
maint. and	STOCK		of	Inc.	30-day maint.	30-day maint.	Alw.	maint			
recov. code	NUMBER	Reference no. and mfr. code	Issue	in	allowance	allowance	Per	Alw.	(a)	(b)	
			Unit	Unit	(A)	(B)	100	Per	Figure	Item or	
					(A)	(B)	Equip.	100	No.	Sym. No	
					1-20	21-50	Cntgcy.	Equip			
							Planning				
0105-CONTINUED											
PA F ZZ	5310-959-4675	WASHER,LOCK:3/8 ID, 0.746 OD, 0.133 THK, GEAR COVER TO ENGINE FRONT PLATE (1),GEAR COVER AND ENGINE FRONT PLATE TO CRANKCASE (7) HYDRAULIC PUMP OR ACCESS COVER (1),HYDRAULIC PUMP OR ACCESS COVER THROUGH GEAR COVER AND ENGINE FRONT PLATE (2) MS35340-46 (96906)	EA	11	*	*	*	*	*	*	17 9
PA H ZZ	5305-269-3211	SCREW,CAP,HEXAGON HEAD:3/8-16, 1 LG, CAM-SHAFT THRUST PLATE TO CRANKCASE MS90725-60 (96906)	EA	2			*	*	*		17 10
PF F ZZ	2815-177-9209	GEAR,CAMSHAFT TIMER: 10889822 (19207)	EA	1	*	*	*	*	*	*	17 11
PA F ZZ	5310-930-7979	NUT,SELF-LOCKING:CAMSHAFT GEAR TO CAMSHAFT 11602502 (19207)	EA	1	*	*	*	*	*	*	17 12
PA F ZZ	5315-011-2139	KEY,WOODRUFF:1/4 WD, 7/8 DIA,CAMSHAFT GEAR 112139 (21450)	EA	1	*	*	*	*	*	*	17 13
PA F ZZ	5315-406-3419	KEY,WOODRUFF:CRANKSHAFT GEAR 7748817 (19207)	EA	1	*	*	*	*	*	*	17 14
PA F ZZ	2815-860-0560	GASKET:GEAR COVER TO ENGINE FRONT PLATE 10889736 (19207)	EA	1	*	*	*	*	*	*	17 15
PA F ZZ	5310-732-0558	NUT,PLAIN,HEXAGON:3/8-16, GEAR COVER TO ENGINE FRONT PLATE (2),HYDRAULIC PUMP OR ACCESS COVER TO GEAR COVER (1) MS51967-8 (96906)	EA	3	*	*	*	*	*	*	17 16
PA F ZZ	5310-732-0558	NUT,PLAIN,HEXAGON:3/8-16 HYDRAULIC PUMP OR ACCESS COVER THROUGH GEAR COVER AND ENGINE FRONT PLATE (2) GEAR COVER AND ENGINE FRONT PLATE TO CRANKCASE (1) MS51967-8 (96906)	EA	3	*	*	*	*	*	*	17 16
PA F ZZ	5310-834-7606	WASHER,LOCK:1/2 ID, 0.945 OD, 0.172 THK, GEAR COVER TO ENGINE FRONT PLATE MS35320-48 (96906)	EA	1	*	*	*	*	*	*	17 17
PA F ZZ	5310-768-0318	NUT,PLAIN,HEXAGON:1/2-13 GEAR COVER TO ENGINE FRONT PLATE MS51967-14 (96906)	EA	1	*	*	*	*	*	*	17 18
PA F ZZ	2815-156-9656	COVER,TIMING GEAR,INTERNAL COMBUSTION: ENGINE: 11610425 (19207)	EA	1	*	*	*	*	*	*	17 19
PA F ZZ	2815-411-5791	COVER,TIMING GEAR,INTERNAL COMBUSTION ENGINE: 10899082	EA	1	*	*	*	*	*	*	17 19
XA F ZZ		COVER,GEAR: 11610426 (19207)	EA	1							17 20
XA F ZZ		COVER:GEAR 10899082-1 (19207)	EA	1							17 20
XA F ZZ		PIN,ENGINE TIMING:NO.12, 3/32 THK 103813 (21450)	EA	1							17 21
PA F ZZ	5307-851-8981	STUD,PLAIN:GEAR COVER TO HYDRAULIC PUMP OR ACCESS COVER (0.003 OVERSIZE) 10899092 (19207)	EA	1	*	*	*	*	*	*	17 22
PA F ZZ	5305-269-3213	SCREW,CAP,HEXAGON HEAD:3/8-16 A1/4 LG, GEAR COVER TO ENGINE FRONT PLATE MS90725-62 (96906)	EA	1	*	*	*	*	*	*	17 23
PA F ZZ	5305-050-1077	SCREW,CAP,HEXAGON HEAD:1/2-13 2 LG,GEAR COVER TO ENGINE FRONT PLATE MS90725-118 (96906)	EA	1	*	*	*	*	*	*	17 24
PA F ZZ	2910-862-9065	GASKET:FUEL INJECTION PUMP DRIVE GEAR ACCESS COVER OR HYDRAULIC PUMP ADAPTER 10889724 (19207)	EA	1	*	*	*	*	*	*	17 25
PA F ZZ	5340-450-6720	COVER,ACCESS:FUEL INJECTION PUMP DRIVE GEAR 10951005 (19207)	EA	1	*	*	*	*	*	*	17 26

(1) Source maint. and recov. code	(2) FEDERAL STOCK NUMBER	(3) DESCRIPTION  Reference no. and mfr. code	(4) Unit of Issue	(5) Qty. Inc. in Unit	(6) Direct support 30-day maint. allowance (A) (B) (C)	(7) General support 30-day maint. allowance (A) (B) (C)	(8) 1 yr Alw. Per 100 Equip. Cntgcy. Planning	(9) Depot maint Alw. Per 100 Equip	(10) ILLUSTRATION  (a) Figure (b) Item or Sym. no
0105-CONTINUED									
PA F ZZ	2815-808-7366	DEFLECTOR,DIRT AND LIQUID:GEAR COVER 11610423 (19207)	A EA	1	* * *	* * *			17 27
PA F ZZ	5305-269-4511	SCREW,CAP,HEXAGON HEAD:3/8-16, 1 3/8 LG, GEAR COVER AND ENGINE FRONT PLATE TO CRANKCASE MS90725-63 (96906)	EA	6	* * *	* * *			17 28
PA F ZZ	5305-269-3210	SCREW,CAP,HEXAGON HEAD:3/8-16, 7/8 LG, TAPPET CHAMBER COVER TO CRANKCASE MS90725-59 (96906)	EA	11	* * *	* * *			17 29
PA F ZZ	5310-080-6004	WASHER,FLAT:13/32 ID, 13/16 OD, 0.080 THK, TAPPET CHAMBER COVER TO CRANKCASE MS27183-14 (96906)	EA	14	* * *	* * *			17 30
PA F ZZ	5305-269-3212	SCREW,CAP,HEXAGON HEAD:3/8-16, 1 1/8 LG, TAPPET CHAMBER COVER TO CRANKCASE MS90725-61 (96906)	A EA	7	* * *	* * *			17 31
C PA F ZZ	2815-403-0934	COVER ACCESS:TAPPET CHAMBER 10889941	EA	1	* * *	* * *			17 32
R PA F ZZ	5330-056-0194	GASKET:TAPPET CHAMBER COVER 10889940 (19207)	EA	1	* * *	* * *			17 33
C PA H ZZ	5340-054-1417	PLUG,EXPANSION:2-3/8 DIA, 0.083 THK, REAR CAMSHAFT BEARING X2231 (02978)	EA	1		* * *			17 34
PA F ZZ	5310-081-4219	WASHER,FLAT:11/32 ID, 11/16 OD, 0.080 THK, CYLINDER HEAD COVERS TO CYLINDER HEAD MS27183-12 (96906)	EA	16	* * *	* * *			18 1
PA F ZZ	5306-081-9812	BOLT,SELF-LOCKING:CYLINDER HEAD COVERS TO CYLINDER HEAD 10912494 (19207)	EA	14	* * *	* * *			18 2
PA F ZZ	2815-937-7835	COVER,ASSEMBLY,ROCKER:CYLINDER HEAD, REAR 10951263 (19207)	EA	1	* * *	* * *			18 3
XA F ZZ		COVER: CYLINDER HEAD, REAR 10951263-1 (19207)	EA	1					18 4
PA O ZZ	5340-179-3601	BRACKET, OIL FILTER:TACHOMETER CABLE CLIP 10896326 (19207)	EA	2	* * *	* * *			18 5
PB F ZZ	2815-933-9519	COVER ASSEMBLY, CYLINDER HEAD: FRONT 10951262 (19207)	EA	1	* * *	* * *			18 6
XA F ZZ		COVER, CYLINDER HEAD, FRONT: 10951262-1 (19207)	EA	1					18 7
C PA F ZZ	5310-814-0673	NUT,SELF-LOCKING,HEXAGON:5/16-18, CYLINDER HEAD COVERS TO CYLINDER HEAD MS51943-33 (96906)	EA	2	* * *	* * *			18 8
PA F ZZ	2815-885-5723	GASKET: CYLINDER HEAD COVERS 10899089 (19207)	EA	2	* * *	* * *			18 9
PA F ZZ	5340-852-9793	RING,RETAINING: 0.940 ID, 0.042 THK, VALVE ROCKER ARM SHAFT MS16626-3100 (96906)	EA	4	* * *	* * *			18 10
R PA F ZZ	3120-850-0434	BEARING, WASHER, THRUST: VALVE ROCKER ARM 10889964 (19207)	EA	4	* * *	* * *			18 11
PA F ZZ	2815-861-1423	SHAFT,ROCKER ARM: 10889846 (19207)	EA	2	* * *	* * *			18 12
XA F ZZ		PLUG: VALVE ROCKER SHAFT 7748959 (19207)	EA	4					18 13
XA F ZZ		SHAFT: VALVE ROCKER 10889841 (19207)	EA	2					18 14
XA F ZZ		PIN: VALVE ROCKER SHAFT 10898710 (19207)	EA	2					18 15
XA F ZZ		SUPPORT: VALVE ROCKER SHAFT 10889838 (19207)	EA	6					18 16
PA F ZZ	5305-543-2866	SCREW,CAP,HEXAGON HEAD:3/8-16, 2 1/2 LG, VALVE ROCKER SHAFT SUPPORT TO CYLINDER HEAD MS90728-68 (96906)	EA	12	* * *	* * *			18 17
PA F ZZ	5310-959-4675	WASHER,LOCK: 3/8 ID, 0.746 OD, 0.133 THK, VALVE ROCKER SHAFT SUPPORT TO CYLINDER HEAD MS35340-46 (96906)	EA	12	* * *	* * *			18 18

(1)	(2)	(3)	(4)	(5)	(6)	(7)	(8)	(9)	(10)	
Source	FEDERAL	DESCRIPTION	Unit	Qty.	Direct support	General support	1 yr	Depot	ILLUSTRATION	
maint. and	STOCK		of	Inc.	30-day maint.	30-day maint.	Alw.	maint		
recov. code	NUMBER	Reference no. and mfr. code	Usable on code	Issue in	allowance	allowance	Per	Alw.	(a)	(b)
				Unit	(A)	(B)	100	Per	Figure	Item or
							Equip.	100	No.	Sym. or
							Cntgcy.	Equip		No
							Planning			
		0105-CONTINUED								
PA F ZZ	2815-178-1184	ROCKER ARM, ENGINE POPPET VALVE: INTAKE 11641735 (19207)	ABF	EA	6	* * *	* * *		18	19
XA F ZZ		ROCKER ARM: ENGINE POPPET VALVE,INTAKE 11641736 (19207)	ABF	EA	6				18	20
PA F ZZ	5310-975-2075	NUT,PLAIN,HEXAGON: 3/8-24, VALVE ROCKER AD- JUSTING MS35691-21 (96906)		EA	12	* * *	* * *		18	21
PA F ZZ	2815-870-9962	SCREW,ADJUSTING,VALVE: ROCKER ARM 10912238 (19207)		EA	12	* * *	* * *		18	22
C PA H ZZ	2815-116-8333	GUIDE,ENGINE POPPET VALVE:INTAKE AND EXHAUST (SEMIFINISHED) 11642051 (19207)		EA	12		* * *		18	23
PA F ZZ	5307-904-5675	STUD,PLAIN,CYLINDER HEAD COVER: 10899073-5 (19207)		EA	2	* * *	* * *		18	24
PA H ZZ	2815-808-7373	SEAT, VALVE:EXHAUST (STD) 11610378-1 (19207)		EA	6		* * *		18	25
PA H ZZ	2815-492-8127	SEAT, VALVE:EXHAUST (0.010 OVERSIZE) 11610378-2 (19207)		EA	6		* * *		18	25
PA H ZZ	2815-930-5967	SEAT,VALVE:INTAKE (STD) 10935209 (19207)		EA	6		* * *		18	26
PA H ZZ	2815-930-8761	SEAT, VALVE:INTAKE (0.010 OVERSIZE) 10935209-1 (19207)		EA	6		* * *		18	26
C PA F ZZ	2815-116-8335	VALVE,POPPET ENGINE: INTAKE 11668493 (19207)		EA	6	* * *	* * *		18	27
C PA F ZZ	2815-116-8332	VALVE,POPPET ENGINE: EXHAUST 11668445 (19207)		EA	6	* * *	* * *		18	28
PA H ZZ	2815-782-1308	TAPPET,ENGINE POPPET VALVE: 11610264 (19207)		EA	12		* * *		18	29
PA F ZZ	2815-899-8336	PUSH ROD, ENGINE POPPET VALVE: 10889833 (19207)		EA	12	* * *	* * *		18	30
C PA F ZZ	2815-882-8822	SPRING,HELICAL,COMPRESSION:VALVE ROCKER ARM THRUST 10912377 (19207)		EA	4	* * *	* * *		18	31
PA F ZZ	2805-741-5300	LOCK,VALVE SPRING RETAINER: 7415300 (19207)		EA	24	* * *	* * *		18	32
PA F ZZ	2815-930-5436	SEAT,HELICAL,COMPRESSION SPRING: VALVE 11609964 (19207)		EA	12	* * *	* * *		18	33
PA F ZZ	2815-848-8398	SPRING, HELICAL, COMPRESSION: VALVE (INNER) 10889828 (19207)		EA	12	* * *	* * *		18	34
PA F ZZ	2815-848-8399	SPRING, HELICAL, COMPRESSION: 10889829 (19207)		EA	12	* * *	* * *		18	35
PA F ZZ	2815-808-6991	ROTOR,ENGINE POPPET VALVE: 11641673 (19207)		EA	12	* * *	* * *		18	36
PA F ZZ	2815-870-9961	ROCKER ARM, ENGINE POPPET VALVE, EXHAUST: 10899106 (19207)	ABF	EA	6	* * *	* * *		18	37
PA F ZZ	2815-870-9961	ROCKER ARM, ENGINE POPPET VALVE, INTAKE AND EXHAUST: 108899106 (19207)	CDE	EA	12	* * *	* * *		18	37
XA F ZZ		ROCKER ARM: ENGINE POPPET VALVE,EXHAUST 10899107 (19207)	ABF	EA	6				18	38
XA F ZZ		ROCKER ARM,ENGINE POPPET VALVE,INTAKE AND EXHAUST: 10899107 (19207)	CDE	EA	12				18	38
R PA F ZZ	3120-849-1030	BEARING SET,SLEEVE: CAMSHAFT 5702653 (19207)		EA	1		* * *		17	
KF H ZZ		1 BEARING,SLEEVE 10910980 (19207)							17	1
KF H ZZ		1 BEARING,SLEEVE 10910979 (19207)							17	2
KF H ZZ		1 BEARING,SLEEVE 10910978 (19207)							17	3
KF H ZZ		1 BEARING,SLEEVE 10910977 (19207)							17	4

TM9-2815-210-34P		(3)	(4)	(5)	(6)			(7)			(8)	(9)	(10)		
Source	FEDERAL	DESCRIPTION	Unit of Issue	Qty. Inc.	Direct support 30-day maint. allowance			General support 30-day maint. allowance			1 yr Alw. Per Equip. Planning	Depot maint Alw. Per 100 Equip	ILLUSTRATION		
maint. and recov. code	STOCK NUMBER	Reference no. and mfr. code	Usable on code	Unit	(A)	(B)	(C)	(A)	(B)	(C)		Per 100 Equip	Figure No.	(a) Item or Sym. no	(b)
					1-20	21-50	51-100	1-20	21-50	51-100					
		0106-ENGINE LUBRICATION SYSTEM													
	PA O ZZ	6680-887-1334		EA	1	*	*	*	*	*	*			19	1
R	PA O ZZ	5330-737-6332		EA	1	*	*	*	*	*	*			19	2
	XA O ZZ	2815-937-7447		EA	1	*	*	*	*	*	*			19	3
	PA O ZZ	5305-489-8350		EA	1	*	*	*	*	*	*			19	4
R	PA O ZZ	5310-285-7037		EA	1	*	*	*	*	*	*			19	5
	PA O ZZ	5310-143-6481		EA	1	*	*	*	*	*	*			19	6
	PA O ZZ	2815-177-8215	ABF	EA	1	*	*	*	*	*	*			19	8
	PA O ZZ	6685-441-8803	CDE	EA	1	*	*	*	*	*	*			19	8
	PA F ZZ	2815-115-2585	A	EA	6	*	*	*	*	*	*			19	9
	PA F ZZ	2815-074-8921	BCD EF	EA	6	*	*	*	*	*	*			19	9
C	PA F ZZ	5306-022-0494		EA	6	*	*	*	*	*	*			19	10
	PA H ZZ	5365-850-3997		EA	1				*	*	*			19	11
R	PA H ZZ	3020-078-9775		EA	1				*	*	*			19	12
C	PA H ZZ	3110-156-4681		EA	1				*	*	*			19	13
R	PA H ZZ	5365-543-4110		EA	1				*	*	*			19	14
	PA H ZZ	5310-899-5941		EA	1				*	*	*			19	15
R	PA H ZZ	5365-850-3994		EA	1				*	*	*			19	16
C	PA H ZZ	5365-261-3918		EA	1				*	*	*			19	16
	PA F ZZ	2815-809-8141	BCD EF	EA	1	*	*	*	*	*	*			19	17
	PA F ZZ	2815-808-6985	A	EA	1	*	*	*	*	*	*			19	17
N	PA F ZZ	2815-074-8927	F	EA	1	*	*	*	*	*	*			19	17
R	PA O ZZ	5365-196-6710	BCD EF	EA	2	*	*	*	*	*	*			19	18
	PA O ZZ	5330-199-5884	A	EA	2	*	*	*	*	*	*			19	18
R	PA OZZ	5365-288-8483	BCD EF	EA	2	*	*	*	*	*	*			19	19
C	PA O ZZ	5365-165-7551	A	EA	2	*	*	*	*	*	*			19	19



(1)	(2)	(3)	(4)	(5)	(6)	(7)	(8)	(9)	(10)			
Source	FEDERAL	DESCRIPTION	Unit	Qty.	Direct support	General support	1 yr	Depot	ILLUSTRATION			
maint. and	STOCK		of	Inc.	30-day maint.	30-day maint.	Alw.	maint				
recov. code	NUMBER	Reference no. and mfr. code	Issue	in	allowance	allowance	Per	Alw.	(a)	(b)		
			Usable on code	Unit	(A)	(B)	(C)	100	Per	Figure	Item or	
								Equip.	100	No.	Sym. No	
								Cntgcy.	Equip			
					1-20	21-50	51-100	1-20	21-50	51-100	Planning	
0106-CONTINUED												
OZZ		BRACKET,ANGLE:ACCELERATOR RETURN SPRING 11600629 (19207)	A	EA	1	*	*	*	*	*	19	20
PA F ZZ	5305-269-3211	SCREW,CAP,HEXAGON HEAD:3/8-16, 1.00 LG,OIL PAN TO CRANKCASE MS90725-60 (96906)		EA	30	*	*	*	*	*	19	21
R PA F ZZ	5310-959-4675	WASHER,LOCK:3/8 ID, 0746 OD, 0.133 THK,OIL PAN TO CRANKCASE MS35340-46 (96906)		EA	30	*	*	*	*	*	19	22
R PA F ZZ	5330-885-3422	GASKET:OIL PAN TO CRANKCASE 10889730 (19207)		EA	1	*	*	*	*	*	19	23
N PA F ZZ	4730-221-2138	PLUG,PIPE:3/8, FUEL INJECTION PUMP GOVERNOR OIL DRAIN (USE W/OIL PAN10935215) MS20913-3S (96906)	F	EA	1	*	*	*	*	*	19	24
KD D ZZ		BEARING,SLEEVE:OIL PUMP DRIVE IMPELLER SHAFT (PRESSURE) 10889996 (19207)	BCD	EA	1	SEE SET					20	1
KD D ZZ		BEARING,SLEEVE:OIL PUMP DRIVE IMPELLER SHAFT (PRESSURE AND SCAVENGE) 10889996 (19207)	A	EA	2	SEE SET					20	1
KD D ZZ		BEARING,SLEEVE:OIL PUMP DRIVE IMPELLER SHAFT (SCAVENGE) 10889806 (19207)		EA	1	SEE SET					20	1
XA D ZZ		HOUSING:PRESSURE OIL PUMP 11610393-1 (19207)	A	EA	1						20	2
XA D ZZ		IMPELLER:OIL PUMP 11610276 (19207)	A	EA	3						20	3
XA D ZZ		SHAPT:OIL PUMP IMPELLER 10889888 (19207)		EA	1						20	3A
PA D ZZ	5305-071-2233	SCREW,CAP,HEXAGON HEAD:1/4-20, 3 1/2 LG, SCAVENGE OIL PUMP HOUSING AND HOUSING COVER TO PRESSURE OIL PUMP HOUSING MS90725-18 (96906)		EA	2						20	4
PA D ZZ	5310-682-5930	WASHER,LOCK:1/4 ID,0.539 OD,0.094 THK,SCAVENGE OIL PUMP HOUSING AND HOUSING COVER TO PRESSURE OIL PUMP HOUSING MS35340-44 (96906)		EA	2						20	5
PA F ZZ	5310-682-5930	WASHER,LOCK:1/4 ID,0.539 OD,0.094 THK,PRESSURE OIL PUMP PICKUP TUBE TO OIL PUMP(2),PRESSURE PUMP OUTLET TUBE TO OIL PUMP(2),PRESSURE PUMP PICKUP TUBE CLAMP TO PICKUP TUBE BRACKET(1),PRESSURE PUMP PICKUP TUBE BRACKET TO PUMP(2),SCAVENGE PUMP PICKUP TUBE CLAMP TO TUBE CLAMP TO CRANKCASE(2),SCAVENGE PICKUP TUBE TO PUMP(2) MS35340-44 (96906)		EA	13	*	*	*	*	*	20	5
XA D ZZ		COVER:SCAVENGE OIL PUMP 11610402 (19207)	A	EA	1						20	6
XA D ZZ		HOUSING:SCAVENGE OIL PUMP 11610400-1 (19207)	A	EA	1						20	7
XA D ZZ		IMPELLER:SCAVENGE OIL PUMP 11610399 (19207)	A	EA	1						20	8
XA D ZZ		HOUSING:PRESSURE OIL PUMP 10935221 (19207)	BCD	EA	1						20	9
KD D ZZ		BEARING,SLEEVE:SCAVENGE OIL PUMP DRIVEN IMPELLER 10889805 (19207)	BCD	EA	4	SEE SET					20	10
XA D ZZ		IMPELLER:PRESSURE OIL PUMP DRIVEN 10889816 (19207)	BCD	EA	1						20	11
PA D ZZ	5315-730-4456	KEY,MACHINE:1/8 THK,1/8 WD,1 1/4 LG,SCAVENGE OIL PUMP DRIVE IMPELLER MS20066-103 (96906)		BCD	1						20	12
XA D ZZ		IMPELLER:SCAVENGE OIL PUMP DRIVEN 10889817 (19207)	BCD	EA	1						20	13
XA D ZZ		COVER:SCAVENGE OIL PUMP HOUSING 10935226 (19207)	BCD	EA	1						20	14

(1)	(2)	(3)	(4)	(5)	(6)	(7)	(8)	(9)	(10)	ILLUSTRATION		
Source	FEDERAL	DESCRIPTION	Unit	Qty.	Direct support	General support	1 yr	Depot		(a)	(b)	
maint. and	STOCK		of	Inc.	30-day maint.	30-day maint.	Alw.	maint		Figure	Item or	
recov. code	NUMBER	Reference no. and mfr. code	Usable on code	Issue in	allowance	allowance	Per	Alw.		No.	Sym. or	
				Unit	(A)	(B)	100	Equip.		100	No.	
					(A)	(B)	Equip.	100		Equip	100	
					(A)	(B)	Planning					
		0106-CONTINUED										
XA D ZZ		IMPELLER:SCAVENGE OIL PUMP DRIVEN 10889815 (19207)	BCD	EA	1					20	15	
			EF									
XA D ZZ		HOUSING:SCAVENGE OIL PUMP 10935228 (19207)	BCD	EA	1					20	16	
			EF									
KD D ZZ		BEARING,SLEEVE:OIL PUMP DRIVE IMPELLER SHAFT (SCAVENGE) 10889805 (19207)	BCD	EA	1	SEE SET				20	17	
			EF									
XA D ZZ		IMPELLER:PRESSURE OIL PUMP DRIVE SHAFT 10935203 (19207)	BCD	EA	1					20	18	
			EF									
PA F ZZ	5330-078-8998	GASKET:OIL PUMP PICKUP TUBE 10935201 (19207)		EA	1	*	*	*	*	*	20	19
PA F ZZ	5305-068-0502	SCREW,CAP,HEXAGON HEAD:1/4-20, 3/4 LG, PRESSURE PUMP OUTLET TUBE TO PUMP(2),PRESSURE PUMP PICKUP TUBE TO PUMP(2),PRESSURE PUMP PICKUP TUBE CLAMP TO BRACKET(1) MS90725-6 (96906)		EA	5	*	*	*	*	*	20	20
PA F ZZ	2815-781-1954	TUBE ASSEMBLY,METAL:PRESSURE OIL PUMP PICKUP 10935258 (19207)	CDE	EA	1	*	*	*	*	*	20	21
PA F ZZ	5305-071-2231	SCREW,CAP,HEXAGON HEAD:1/4-20, 3 1/2 LG, SCAVENGE PUMP OUTLET TUBE TO SCAVENGE PUMP(2), SCAVENGE PUMP INLET TUBE TO SCAVENGE PUMP OR PRESSURE OIL PUMP PICKUP TUBE BRACKET TO CRANKCASE(2) MS90725-20 (96906)		EA	4	*	*	*	*	*	20	22
PA F ZZ	5340-454-5309	BRACKET,ANGLE:PRESSURE OIL PUMP PICKUP TUBE 10935200 (19207)	CDE	EA	1	*	*	*	*	*	20	23
PA F ZZ	5305-068-0501	SCREW,CAP,HEXAGON HEAD:1/4-20, 5/8 LG, PRESSURE OIL PUMP PICKUP TUBE CLAMP TO TUBE MS90725-5 (96906)	ABF	EA	1	*	*	*	*	*	20	24
PA F ZZ	5305-068-0501	SCREW,CAP,HEXAGON HEAD:1/4-20, 5/8 LG, SCAVENGE OIL PUMP PICKUP TUBE CLAMP TO TUBE MS90725-5 (96906)	CDE	EA	2	*	*	*	*	*	20	24
PA F ZZ	2815-074-8924	TUBE ASSEMBLY,METAL:SCAVENGE OIL PUMP INLET 10935208 (19207)	ABF	EA	1	*	*	*	*	*	20	25
PA F ZZ	2815-871-8473	TUBE ASSEMBLY,METAL:SCAVENGE OIL PUMP INLET 10935259 (19207)	CDE	EA	1	*	*	*	*	*	20	25
PA F ZZ	5310-761-6882	NUT,PLAIN,HEXAGON:1/4-20 PRESSURE PUMP PICKUP TUBE CLAMP TO TUBE(1),SCAVENGE PUMP OUTLET TUBE CLAMP TO PRESSURE PUMP PICKUP TUBE CLAMP(1), BRACE TO PRESSURE PUMP PICKUP TUBE CLAMP(1) MS51967-2 (96906)		EA	3	*	*	*	*	*	20	26
PA F ZZ	5306-225-8497	BOLT,MACHINE:5/16-18 3/4 LG,SCAVENGE OIL PUMP INLET TUBE TO CRANKCASE MS90725-32 (96906)	CDE	EA	2	*	*	*	*	*	20	27
R PA F ZZ	5330-078-8997	GASKET,PRESSURE OIL PUMP OUTLET TUBE: 10935197 (19207)		EA	1	*	*	*	*	*	20	28
MO F ZZ		WIRE,LOCK:0.040 DIA, 6.0 LG, PRESSURE OIL PUMP OUTLET TUBE TO CRANKCASE(FABRICATE FROM WIRE 9525-990-7799) MS20995NC40-6 (96906)		EA	1						20	29
PA F ZZ	9525-990-7799	WIRE,NICKEL COPPER: 0.040 DIA MS20995NC40 (96906)	FT	V		*	*	*	*	*	20	29

(1)	(2)	(3)	(4)	(5)	(6)	(7)	(8)	(9)	(10)			
Source	FEDERAL	DESCRIPTION	Unit	Qty.	Direct support	General support	1 yr	Depot	ILLUSTRATION			
maint. and	STOCK		of	Inc.	30-day maint.	30-day maint.	Alw.	maint				
recov. code	NUMBER	Reference no. and mfr. code	Usable on code	Issue in	allowance	allowance	Per	Alw.	(a)	(b)		
				Unit	(A)	(B)	100	Per	Figure	Item or		
							Equip.	100	No.	Sym. No		
							Cntgcy.	Equip				
					1-20	21-50	51-100	1-20	21-50	51-100		
							Planning					
0106-CONTINUED												
C PA F ZZ	5306-753-4322	BOLT,MACHINE:5/16-18 LG,PRESSURE OIL PUMP OUTLET TUBE TO CRANKCASE MS51095-334 (96906)		EA	1	*	*	*	*	*	20	30
C PA F ZZ	5305-853-2228	BOLT,MACHINE:5/16-18 1 1/4 LG, PRESSURE OIL PUMP OUTLET TUBE TO CRANKCASE MS51095-335 (96906)		EA	1	*	*	*	*	*	20	31
PA F ZZ	2815-177-9238	TUBE ASSEMBLY,PUMP:PRESSURE OIL PUMP OUTLET 10935212 (19207)		EA	1	*	*	*	*	*	20	32
PA F ZZ	4730-177-8536	FLANGE,PIPE:PRESSURE OIL PUMP OUTLET TUBE (USE W/PACKING 5330-864-7183 ONLY) 11641816 (19207)	AB DE	EA	1	*	*	*	*	*	20	33
PP F ZZ	4730-453-9308	FLANGE, TUBE:OIL PUMP OUTLET TUBE (USE W/PACKING 5330-829-2608 ONLY) 10935196 (19207)	BCF	EA	1	*	*	*	*	*	20	33
PA F ZZ	5330-864-7183	PACKING,PREFORMED:47/64 ID,9/64 THK,PRESSURE OIL PUMP OUTLET TUBE FLANGE (USED W/FLANGE 4730-177-8536 ONLY) MS9388-210 (96906)	AB DE	EA	1	*	*	*	*	*	20	34
PA F ZZ	5330-829-2608	PACKING,PREFORMED:47/64 ID, 3/32 THK, PRESSURE OIL PUMP OUTLET TUBE FLANGE (USED W/FLANGE 4730-453-9308 ONLY) MS9068-116 (96906)	BCF	EA	1	*	*	*	*	*	20	34
PA F ZZ	2815-075-1768	GASKET:SCAVENGE PUMP INLET AND OUTLET TUBES 10935199 (19207)		EA	2	*	*	*	*	*	20	35
R PA F HD	4320-109-4396	PUMP,ROTARY:OIL, W/O GEAR 11610275 (19207)	A	EA	1	*	*	*	*	*	20	36
PA F HD	2815-074-8923	PUMP,OIL,ENGINE:W/O GEAR 10935204 (19207)	BCD EF	EA	1	*	*	*	*	*	20	36
KF H ZZ		VALVE:OIL PRESSURE RELIEF 11610083 (19207)		EA	1	SEE KIT					20	37
KF H ZZ		VALVE:OIL PRESSURE RELIEF 11610148 (19207)		EA	1	SEE KIT					20	37
KF H ZZ		SHIM:OIL PRESSURE RELIEF VALVE 11610182 (19207)		EA		SEE KIT					20	38
KF H ZZ		SHIM:OIL PRESSURE RELIEF VALVE 11610182-1 (19207)		EA	V	SEE KIT					20	38
KF H ZZ		SPRING,HELICAL,COMPRESSION:OIL PRESSURE RELIEF VALVE 11610080 (19207)		EA	1	SEE KIT					20	39
KF H ZZ		PIN,SPRING:1/8 OD,1 1/4 LG,PRESSURE RELIEF VALVE SPRING RETAINING MS16562-133 (96906)		EA	1	SEE KIT					20	40
KF H ZZ		RETAINER:OIL PRESSURE RELIEF VALVE SPRING 11610081 (19207)		EA	1	SEE KIT					20	41
XA H ZZ		SPACER:OIL PUMP PRESSURE RELIEF VALVE SPRING (USED W/RETAINER 11610141. REPLACE W/RETAINER 11610081 AT TIME OF REPAIR) 11610142 (19207)		EA	1						20	42
XA H ZZ		RETAINER:OIL PUMP PRESSURE RELIEF VALVE SPRING (USED W/SPACER 11610142. REPLACE W/RETAINER 11610081 AT TIME OF REPAIR) 11610141 (19207)		EA	1						20	43
N XA H ZZ		CAP:OIL PUMP PRESSURE RELIEF VALVE PLUNGER (USED ON PUMP W/CAP) 10889887 (19207)	F	EA	1						20	44
N PA H ZZ	2815-860-9144	PLUNGER,RELIEF VALVE:OIL PUMP (USED ON PUMP W/CAP) 10889874 (19207)	F	EA	1			*	*	*	20	45
R PA F ZZ	5306-022-0722	BOLT,SELF-LOCKING:7/16-14 1 LG,OIL PUMP TO FRONT BEARING CAP(2),OIL PUMP TO FRONT INTERMEDIATE BEARING CAP(1) 220722 (21450)		EA	3	*	*	*	*	*	30	46
PA F ZZ		NUT,SELF-LOCKING,HEXAGON:OIL PUMP DRIVE GEAR TO SHAFT NAS-1022A8 (80205)	A	EA	1	*	*	*	*	*	20	47

(1)	(2)	(3)	(4)	(5)	(6)	(7)	(8)	(9)	(10)		
Source	FEDERAL	DESCRIPTION	Unit	Qty.	Direct support	General support	1 yr	Depot	ILLUSTRATION		
maint. and	STOCK		of	Inc.	30-day maint.	30-day maint.	Alw.	maint			
recov. code	NUMBER	Reference no. and mfr. code	Usable on code	Issue in	allowance	allowance	Per	Alw.	(a)	(b)	
				Unit	(A)	(B)	100	Per	Figure	Item or	
							Equip.	100	No.	Sym. no	
							Cntgcy.	Equip			
					1-20	21-50	51-100	1-20	21-50	51-100	
							Planning				
0106-CONTINUED											
C PA F ZZ	5310-813-1203	NUT,PLAIN,SLOTTED,HEXAGON:1/2-20 OIL PUMP DRIVE GEAR TO SHAFT MS35692-824 (96906)	BCD EF	EA 1	*	*	*	*	*	20	47
PA F ZZ	5315-241-7330	PIN,COTTER:3/32 OD,1 1/8 LG,OIL PUMP DRIVE GEAR TO SHAFT MS24665-304 (96906)	BCD EF	EA 1	*	*	*	*	*	20	48
PA F ZZ	2815-808-7312	GEAR, HELICAL:ENGINE OIL PUMP DRIVE 11610397 (19207)	A	EA 1	*	*	*	*	*	20	49
PA F ZZ	2815-067-4890	GEAR, HELICAL:ENGINE OIL PUMP DRIVE 10935176 (19207)	BCD EF	EA 1	*	*	*	*	*	20	49
PA F ZZ	5310-791-9534	WASHER,FLAT:OIL PUMP DRIVE GEAR TO SHAFT 11610382 (19207)	A	EA 1	*	*	*	*	*	20	50
PA F ZZ	5305-225-3840	SCREW,CAP,HEXAGON HEAD:1/4-20,3/4 LG,SCAVENGE PUMP OUTLET TUBE CLAMP TO PRESSURE PUMP PICKUP TUBE MS90725-7 (96906)	ABF	EA 1	*	*	*	*	*	20	51
PA F ZZ	2815-078-9784	TUBE ASSEMBLY,METAL:SCAVENGE OIL PUMP OUTLET 10935198 (19207)	ABF	EA 1	*	*	*	*	*	20	52
PA F ZZ	5340-177-4221	CLAMP,LOOP:SCAVENGE OIL PUMP OUTLET TUBE 10935236 (19207)	ABF	EA 1	*	*	*	*	*	20	53
PA F ZZ	5310-959-4679	WASHER,LOCK:5/16 ID, 0.627 OD, 0.118 THK, PRESSURE PUMP PICKUP TUBE BRACE TO CRANKCASE(1),PRESSURE PUMP PICKUP TUBE CLAMP TO CRANKCASE(1) MS3534-45 (96906)	ABF	EA 2	*	*	*	*	*	20	54
PA F ZZ	5306-225-8496	BOLT,MACHINE: 5/15-18, 5/8 LG, PRESSURE PUMP PICKUP TUBE BRACE TO CRANKCASE(1), PRESSURE PUMP PICKUP TUBE CLAMP TO CRANKCASE(1) MS90725-31 (96906)	ABF	EA 2	*	*	*	*	*	20	55
PA F ZZ	2815-453-9301	BRACE,OIL PUMP TUBE:PRESSURE PICKUP 10935244 (19207)	ABF	EA 1	*	*	*	*	*	20	56
PA F ZZ	2815-074-8926	TUBE ASSEMBLY,METAL:PRESSURE OIL PUMP PICKUP 10935213 (19207)	ABF	EA 1	*	*	*	*	*	20	57
PA F ZZ	5307-903-7673	STUD,PLAIN:CYLINDER HEAD COVER, FRONT, TO CRANKCASE BREATHER 10889976-1 (19207)	EA	EA 2	*	*	*	*	*	21	1
PA F ZZ	5307-903-7673	STUD,PLAIN:CYLINDER HEAD COVER, REAR, TO CRANKCASE BREATHER 10889976-1 (19207)	EA	EA 2	*	*	*	*	*	21	1
PA O ZZ	5330-861-3832	GASKET:CYLINDER HEAD BREATHER TUBE ADAPTER TO CYLINDER HEAD COVERS 10889825 (19207)	BCD EF	EA 2	*	*	*	*	*	21	2
PA O ZZ	2815-404-3204	ADAPTER, ROCKER BREATHER TUBE: 10889949 (19207)	BCD EF	EA 1	*	*	*	*	*	21	3
C PA O ZZ	5310-737-5429	WASHER,FLAT:BREATHER TUBE ADAPTER TO CYLINDER HEAD COVERS (USED W/NUT 5310-245-3424) 7375429 (19207)	BCD EF	EA 4	*	*	*	*	*	21	4
C PA O ZZ	5310-245-3424	NUT,SELF-LOCKING,HEXAGON:5/16-18, BREATHER TUBE ADAPTER TO CYLINDER HEAD COVERS (USED W/WASHER 5310-737-5429) MS17829-5C (96906)	BCD EF	EA 4	*	*	*	*	*	21	5
C PA O ZZ	2815-006-9618	CAP,OIL FILLER: 11662954 (19207)	EA	EA 1	*	*	*	*	*	21	6
N PA O ZZ	2815-899-5219	CAP, FILLER OPENING:OIL FILLER (USED W/COVER ASSEMBLY 10899131) 7748910 (19207)	F	EA 1	*	*	*	*	*	21	6
PA O ZZ	4730-277-8418	CLAMP,HOSE:1-7/32 TO 1-7/16 ID, CRANKCASE BREATHER TUBE TO ADAPTER 105475 (21450)	BCD EF	EA 2	*	*	*	*	*	21	7

(1) Source maint. and recov. code	(2) FEDERAL STOCK NUMBER	(3) DESCRIPTION  Reference no. and mfr. code	(4) Unit of Issue  Usable on code	(5) Qty. Inc. in Unit	(6) Direct support 30-day maint. allowance  Unit (A) (B) (C)	(7) General support 30-day maint. allowance  Unit (A) (B) (C)	(8) 1 yr Alw. Equip. Planning Cntgcy.	(9) Depot Alw. Equip. Planning Cntgcy.	(10) ILLUSTRATION (a) (b) Figure Item or No. Sym. no
0106-CONTINUED									
MO O ZZ		HOSE, NONMETALLIC: CRANKCASE BREATHING TUBE (FABRICATE FROM 4720-278-1113, 1 PC, 4 IN. LG) 8357973 (19207)	BCD EA	1					21 8
C PA O ZZ	4720-278-1113	HOSE, RUBBER: 1.00 ID MIL-H-6000 (81349)	BCD EF	FT	V	* * * * *			21
PA O ZZ	2815-103-5770	TUBE, CRANKCASE BREATHING: 10951257 (19207)	B	EA	1	* * * * *			21 9
PA O ZZ	2815-871-8472	TUBE ASSEMBLY, METAL: CRANKCASE BREATHING 10951002 (19207)	CD	EA	1	* * * * *			21 9
N PA O ZZ	4710-087-5139	TUBE, BENT STEEL: CRANKCASE BREATHING 11642108 (19207)	E	EA	1	* * * * *			21 9
N PA O ZZ	2815-179-5563	TUBE ASSEMBLY, CRANKCASE BREATHING: 10899177 (19207)	F	EA	1	* * * * *			21 9
PA O ZZ	5305-068-0501	SCREW, CAP, HEXAGON HEAD: 1/4-20, 5/8 LG, CRANK- CASE BREATHING TUBE CLAMP TO TURBOCHARGER BRACKET MS90725-5 (96906)	BF	EA	1	* * * * *			21 10
PA O ZZ	5310-809-4058	WASHER, FLAT: 9/32 ID, 5/8 OD, 0.080 THK, CRANKCASE BREATHING TUBE CLAMP TO BRACKET MS27183-10 (96906)	BC DF	EA	1	* * * * *			21 11
PA O ZZ	5340-456-2440	CLAMP, LOOP: CRANKCASE BREATHING TUBE TO BRACKET 10912382 (19207)	BC DF	EA	1	* * * * *			21 12
PA O ZZ	5310-682-5930	WASHER, LOCK: 1/4 OD, 0.539 OD, 0.094 THK, CRANKCASE BREATHING TUBE CLAMP TO BRACKET MS35340-44 (96906)	BC DF	EA	1	* * * * *			21 13
PA O ZZ	5310-723-4458	NUT, PLAIN, HEXAGON: 1/4-20, CRANKCASE BREATHING TUBE CLAMP TO BRACKET MS35690-404 (96906)	BC DF	EA	1	* * * * *			21 14
C PA F ZZ	5340-406-9058	BRACKET, ANGLE: BREATHING TUBE CLAMP TO TUR- BOCHARGER 10951251 (19207)	B	EA	1	* * * * *			21 15
PA O ZZ	5305-068-0502	SCREW, CAP, HEXAGON HEAD: 1/4-20, 3/4 LG, CRANK- CASE BREATHING TUBE CLAMP TO BRACKET MS90725-6 (96906)	CD	EA	1	* * * * *			21 16
PA O ZZ	5340-454-8629	BRACKET, ANGLE: CRANKCASE BREATHING TUBE CLAMP (ATTACHED WITH OIL PRESSURE REGULATOR VALVE HOUSING MOUNTING SCREW TO CRANKCASE) 10935268 (19207)	CD	EA	1	* * * * *			21 17
PA O ZZ	2815-808-6986	BREATHING, ENGINE CRANKCASE: 11610413 (19207)	A	EA	1	* * * * *			22 1
PA O ZZ	5305-225-3839	SCREW, CAP, HEXAGON HEAD: 1/4-20, 1 LG, BREATHING VALVE HOUSING COVER MS90725-8 (96906)	A	EA	10	* * * * *			22 2
PA O ZZ	5310-582-5965	WASHER, LOCK: 1/4 ID, 0.489 OD, 0.062 THK, BREATHING VALVE HOUSING COVER MS35338-44 (96906)	A	EA	10	* * * * *			22 3
XA O ZZ		COVER, BREATHING VALVE: 11610418 (19207)	A	EA	1				22 4
PA O ZZ	5310-982-5065	NUT, SELF-LOCKING HEXAGON: 5/16-24, BREATHING VALVE TO DIAPHRAGM AND SUPPORT MS21044-B4 (96906)	A	EA	2	* * * * *			22 5
KF O ZZ		SUPPORT, DIAPHRAGM: 11610416 (19207)	A	EA	4	SEE KIT ;			22 6
XA O ZZ		DIAPHRAGM: BREATHING VALVE 11610417 (19207)	A	EA	2	SEE KIT ;			22 7
XA O ZZ		NEEDLE, DIAPHRAGM: 11610415 (19207)	A	EA	2	SEE KIT ;			22 8
XA O ZZ		GASKET: BREATHING TUBE ADAPTER 11610420 (19207)	A	EA	1	SEE KIT ;			22 9
XA O ZZ		SPRING: BREATHING VALVE 11610414 (19207)	A	EA	1	SEE KIT ;			22 10
XA O ZZ		ADAPTER: BREATHING TUBE 11610421 (19207)	A	EA	1				22 11
PA O ZZ	5306-225-8498	BOLT, MACHINE: 5/16-18, 7/8, LG, BREATHING TUBE ADAPTER TO BREATHING VALVE MS90725-33 (96906)	A	EA	2	* * * * *			22 12

(1) Source maint. and recov. code	(2) FEDERAL STOCK NUMBER	(3) DESCRIPTION  Reference no. and mfr. code	(4) Unit of Issue	(5) Qty. Inc. in Unit	(6) Direct support 30-day maint. allowance (A) (B) (C)	(7) General support 30-day maint. allowance (A) (B) (C)	(8) 1 yr Alw. Per 100 Equip. Cntgcy. Planning	(9) Depot maint Alw. Per 100 Equip	(10) ILLUSTRATION  (a) Figure (b) Item or Sym. No
0106-CONTINUED									
PA O ZZ	5310-959-4679	WASHER,LOCK:5/16 ID, 0.627 OD, 0.118 THK, BREATHER TUBE ADAPTER TO BREATHER VALVE MS35340-45 (96906)	A	EA 2	* * *	* * *	* *		22 13
XA O ZZ		HOUSING, BREATHER VALVE: 11610422 (19207)	A	EA 1					22 14
XA O ZZ		HOUSING, BREATHER VALVE SPRING: 11610419 (19207)	A	EA 1					22 15
PA O ZZ	2910-695-9961	BREATHER, VALVE DRAIN: 7735745 (19207)	A	EA 1	* * *	* * *	* *		22 16
C PA O ZZ	5310-245-3424	NUT,PLAIN,HEXAGON:5/16-18, BREATHER VALVE HOUSING TO CYLINDER HEAD COVERS MS17829-5C (96906)	A	EA 4	* * *	* * *	* *		22 17
C PA O ZZ	5310-737-5429	WASHER,FLAT:BREATHER VALVE HOUSING TO CYLINDER HEAD COVERS 7375429 (19207)	A	EA 4	* * *	* * *	* *		22 18
PA O ZZ	5330-861-3832	GASKET:BREATHER VALVE HOUSING TO CYLINDER HEAD COVERS 10889825 (19207)	A	EA 2	* * *	* * *	* *		22 19
PA O ZZ	5305-225-3838	SCREW,CAP,HEXAGON HEAD:1/4-20, 9/16 LG, GENERATOR PRESSURIZATION HOSE CLAMP TO BRACKET MS90725-4 (96906)	A	EA 1	* * *	* * *	* *		22 20
PA O ZZ	5340-182-4713	BRACKET,CLAMP SUPPORT:GENERATOR AIR INLET HOSE CLAMP 11600651 (19207)	A	EA 1	* * *	* * *	* *		22 21
PA O ZZ	5340-088-6655	CLAMP,LOOP,CUSHIONED:7/16 ID, GENERATOR AIR INLET HOSE TO BRACKET MS21333-101 (96906)	A	EA 1	* * *	* * *	* *		22 22
PA O ZZ	5310-088-1251	NUT,SRLP-LOCKING,HEXAGON:1/4-20, GENERATOR AIR INLET HOSE CLAMP TO BRACKET MS51922-1 (96906)	A	EA 1	* * *	* * *	* *		22 23
MO O ZZ		TUBE ASSEMBLY:GENERATOR PRESSURIZATION (FABRICATE FROM 4710-277-5527, 1 PC, 8.00 IN. LG; 5975-335-2588,1 PC, 5.50 IN. LG; 9905-844-4445, 2 PCS) 11641639 (19307)	A	EA 1					22 24
PA O ZZ	9905-841-4445	BAND,MARKER,BLANK:GENERATOR PRESSURE TUBE(2), FLYWHEEL HOUSING PRESSURE TUBE (2), BREATHER VALVE PRESSURE TUBE (2) MS39020-2 (96906)	A	EA 6	* * *	* * *	* *		22 25
PA O ZZ	5975-335-2588	TUBE,FLEXIBLE,NONMETALLIC: 17C18035-50 (80244)	A	FT V	* * *	* * *	* *		22 26
PA O ZZ	4710-277-5527	TUBE,COPPER,SEAMLESS: WWT775 (81345)	A	FT V	* * *	* * *	* *		22 27
PA O ZZ	4730-670-6034	ELBOW,PIPE:GENERATOR TO AIR INLET HOSE 8764914 (19207)	A	EA 1	* * *	* * *	* *		22 28
PA O ZZ		HOSE ASSEMBLY, RUBBER: GENERATOR TO PRESSURIZATION TUBE 11610310 (19207)	A	EA 1	* * *	* * *	* *		22 29
PA O ZZ	4730-921-3241	TEE TUBE:1/4 TUBE, BREATHER TUBE TO GENERATOR AND FLYWHEEL HOUSING MS39188-1 (96906)	A	EA 1	* * *	* * *	* *		22 30
MO O ZZ		TUBE ASSEMBLY: FLYWHEEL HOUSING PRESSURIZATION (FABRICATE FROM 4710-277-5527, 1 PC, 24.0 0 IN. LG; 5975- 335-2588, 1 PC, 21.00 IN. LG; 9905-841-4445, 2 PCS) 1161340 (19207)	A	EA 1					22 31
PA O ZZ	4730-122-4029	TEE,TUBE,PIPE TO TUBE,MALE:1/4 TUBE, 1/8 MALE PIPE, FLYWHEEL PRESSURIZATION TUBE MS39191-1 (96906)	A	EA 1	* * *	* * *	* *		22 32

(1)	(2)	(3)	(4)	(5)	(6)	(7)	(8)	(9)	(10)		
Source	FEDERAL	DESCRIPTION	Unit	Qty.	Direct support	General support	1 yr	Depot	ILLUSTRATION		
maint. and	STOCK		of	Inc.	30-day maint.	30-day maint.	Alw.	maint			
recov. code	NUMBER	Reference no. and mfr. code	Usable on code	Issue in	allowance	allowance	Per	Alw.	(a)	(b)	
				Unit	(A)	(B)	100	Per	Figure	Item or	
							Equip.	100	No.	Sym. No	
							Cntgcy.	Equip			
							Planning				
		0106-CONTINUED									
MO O ZZ		TUBE ASSEMBLY: BREATHER VALVE PRESSURIZATION (FABRICATE FROM 4710-277-5527, 1 PC, 42.00 IN. LG; 5975-335-2588, 1 PC, 34.50 IN. LG; 9905-841-4445, 2 PCS) 11641921 (19207)	A	EA	1				22	33	
PA O ZZ	4730-277-8750	ADAPTER, STRAIGHT, PIPE TO TUBE: 1/4 TUBE, 1/8 MALE PIPE, BREATHER VALVE TO PRESSURIZATION TUBE MS39170-1 (96906)	A	EA	1	*	*	*	*	22	34
C PA O ZZ	5340-057-3037	CLAMP, LOOP: 3/8 ID, PRESSURIZATION TUBE MS21333-111 (96906)	A	EA	2	*	*	*	*	22	35
C PA F ZZ	2815-194-2454	HOUSING ASSEMBLY: OIL PRESSURE REGULATOR 11641985 (19207)		EA	1	*	*	*	*	23	1
PA F ZZ	5365-496-8424	PLUG, MACHINE THREAD: ENGINE OIL PRESSURE REGULATOR VALVE 11641821 (19207)		EA	1	*	*	*	*	23	2
PA F ZZ	5330-834-2912	GASKET: 7/8 ID, 1 1/8 OD, 3/32 THK, ENGINE OIL PRESSURE REGULATOR VALVE (1), PISTON COOLING OIL PRESSURE REGULATOR VALVE (1) MS35769-18 (96906)		EA	2	*	*	*	*	23	3
PA F ZZ	5360-496-8471	SPRING, HELICAL, COMPRESSION: ENGINE OIL PRESSURE REGULATOR 11641839 (19207)		EA	1	*	*	*	*	23	4
PA F ZZ	2815-860-2331	PLUNGER, OIL PRESSURE REGULATOR: ENGINE OIL PRESSURE (1), PISTON COOLING OIL PRESSURE (1) 7748970 (19207)		EA	2	*	*	*	*	23	5
PA F ZZ	2815-851-4567	SPRING, HELICAL, COMPRESSION: PISTON COOLING OIL PRESSURE REGULATOR 110889878 (19207)		EA	1	*	*	*	*	23	6
C PA F ZZ	5365-472-1926	PLUG, MACHINE THREAD: PISTON COOLING OIL PRESSURE REGULATOR VALVE 7748969 (19207)		EA	1	*	*	*	*	23	7
PA F ZZ	2815-168-2740	HOUSING, VALVE: OIL PRESSURE REGULATOR 11609968 (19207)		EA	1	*	*	*	*	23	8
N PA F ZZ	2940-933-9568	HOUSING, ASSEMBLY: OIL PRESSURE REGULATOR (USE UNTIL EXHAUSTED ON LD-465-1, LDS-465-1 AND LDS-465-1A ENGINES ONLY, THEN USE HOUSING 2815-168-2740) 10898706 (19207)	BCF	EA	1	*	*	*	*	23	8
C PA F ZZ	4730-289-5716	PLUG, PIPE: 1/2-14, OIL PRESSURE REGULATOR VALVE HOUSING (USE ON HOUSING ASSEMBLY 2815-168-2740) MS49005-8 (96906)		EA	1	*	*	*	*	23	9
N PA F ZZ	4730-278-3380	PLUG, PIPE: 3/ 4-27, OIL PRESSURE REGULATOR VALVE HOUSING (USE W/HOUSING ASSEMBLY 2940-933- 9568) MS49005-10 (96906)	BCF	EA	2	*	*	*	*	23	9
PA F ZZ	5305-269-3216	SCREW, CAP, HEXAGON HEAD: 3/8-16, 2 LG, OIL PRESSURE REGULATOR VALVE HOUSING TO CRANKCASE MS90725-66 (96906)		EA	4	*	*	*	*	23	10
PA F ZZ	5310-959-4675	WASHER, LOCK: 3/8 ID, 0.746 OD, 0.133 THK, OIL PRESSURE REGULATOR VALVE HOUSING TO CRANKCASE MS35340-46 (96906)		EA	4	*	*	*	*	23	11
N PA F ZZ		CLIP: VOLTAGE AND CURRENT REGULATOR CABLE (USE REGULATOR HOUSING MOUNTING SCREW) 8330342 (19207)	AB	EA	1	*	*	*	*	23	12

TM9-2815-210-34P		(3)	(4)	(5)	(6)			(7)			(8)	(9)	(10)	
(1)	(2)	DESCRIPTION	Unit of Issue	Qty. Inc. in Unit	Direct support 30-day maint. allowance			General support 30-day maint. allowance			1 yr Alw. Per 100 Equip. Cntgcy. Planning	Depot maint Alw. Per 100 Equip	ILLUSTRATION	
Source maint. and recov. code	FEDERAL STOCK NUMBER	Reference no. and mfr. code	Usable on code		(A)	(B)	(C)	(A)	(B)	(C)		Alw. Per 100 Equip	(a) Figure No.	(b) Item or Sym. no
0106-CONTINUED														
N PA F ZZ	2815-930-9229	GASKET: OIL PRESSURE REGULATOR VALVE HOUSING TO CRANK-CASE 11609963 (19207)	EA	1	*	*	*	*	*	*			23	13
C PA F ZZ	2940-194-2497	FILTER,FLUID,PRESSURE: ENGINE OIL (SERVICE WITH PARTS KIT 2940-884-4801) 7748873 (19207)	EA	2	*	*	*	*	*	*			23	14
PA O ZZ	2940-135-6529	POST,OIL FILTER CENTER: 10951012 (19207)	EA	2	*	*	*	*	*	*			23	15
XA O ZZ		FILTER BODY,FLUID: OIL FILTER 10951015 (19207)	EA	2									23	16
KF O ZZ		GASKET: CENTER POST, OIL FILTER 7748905 (19207)	EA	2	SEE KIT 2940-884-4801								23	17
KF O ZZ		FILTER ELEMENT, FLUID PRESSURE: 8748329 (19207)	EA	2	SEE KIT 2940-884-4801								23	18
N PA O ZZ	2815-924-6118	SPRING, OIL FILTER: 10951016 (19207)	EA	2	*	*	*	*	*	*			23	19
N PA O ZZ	2940-005-7698	CUP, FLUID FILTER ELEMENT: OIL FILTER 10951017 (19207)	EA	2	*	*	*	*	*	*			23	20
C KF O ZZ		GASKET: FILTER ELEMENT 7748870 (19207)	EA	2	SEE SET 2940-884-4801								23	21
PA O ZZ	5315-252-5987	PIN, COTTER: 1/16 OD, 1 1/4 LG, FLUID FILTER CUP RETAINER MS24665-138 (96906)	EA	2	*	*	*	*	*	*			23	22
KF F ZZ		GASKET: OIL COOLER AND FILTER HOUSING TO CRANKCASE 10889858 (19207)	EA	2	SEE SETS 5330-477-3779 AND 2930-088-9818								24	1
PF F ZZ	2815-455-9504	HOUSING,OIL COOLER AND FILTER ASSEMBLY: 11641850 (19207)	EA	1	*								24	2
C PA F ZZ	5340-851-3506	INSERT,SCREW THREAD: OIL FILTER HOUSING CENTER POST 7748964 (19207)	EA	2	*	*	*	*	*	*			24	3
PA F ZZ	2815-455-9505	HOUSING, OIL COOLER AND FILTER: ALUMINUM 11641851 (19207)	EA	1	*	*	*	*	*	*			24	4
PA F ZZ	5307-904-5671	STUD, PLAIN: OIL COOLER AND FILTER HOUSING THROUGH RADIATOR COVER (0.002 OVERSIZE) 10899073-2 (19207)	EA	12	*	*	*	*	*	*			24	5
R PA F ZZ	4730-278-3380	PLUG,PIPE:3/ 4-14, OIL COOLER AND FILTER HOUSING OIL PORT MACHINING HOLES MS49005-10 (96906)	EA	2	*	*	*	*	*	*			24	6
PA F ZZ	5307-808-7977	STUD,PLAIN: HOUSING TO FUEL LINE CLAMP (0.003 OVERSIZE) 10912393-2 (19207)	EA	1	*	*	*	*	*	*			24	7
C PA O ZZ	4730-221-2138	PLUG,PIPE:3/ 8, OIL COOLER AND FILTER HOUSING DRAIN MS29013-3S (96906)	EA	1	*	*	*	*	*	*			24	8
PA F ZZ	5330-464-4761	GASKET: OIL COOLER TO OIL COOLER AND FILTER HOUSING 11610363 (19207)	EA	1	*	*	*	*	*	*			24	9
PA F ZZ	5330-464-4760	GASKET: OIL COOLER COVER 11610361 (19207)	EA	1	*	*	*	*	*	*			24	10
PA F ZZ	5310-880-7744	NUT,PLAIN,HEXAGON:5/16-18, OIL COOLER COVER AND RADIATOR TO HOUSING MS51967-5 (96906)	EA	12	*	*	*	*	*	*			24	11
PA F ZZ	5310-959-4679	WASHER,LOCK:5/ 16 ID, 0.627 OD, 0.118 THK,OIL COOLER COVER AND RADIATOR TO HOUSING MS35340-45 (96906)	EA	12	*	*	*	*	*	*			24	12
PA F ZZ	2815-179-5531	COVER,ACCESS: RADIATOR OIL COOLER 11641853 (19207)	EA	1	*	*	*	*	*	*			24	13
PA F ZZ	2930-178-1244	COOLER,ENGINE OIL: 11610362 (19207)	EA	1	*	*	*	*	*	*			24	14
PA F ZZ	5330-463-0327	PACKING,PREFORMED:1 3/ 64 ID, OIL COOLER TO OIL COOLER AND FILTER HOUSING MS9068-215 (96906)	EA	2	*	*	*	*	*	*			24	15
PA F ZZ	5306-087-7529	BOLT,MACHINE: OIL COOLER AND FILTER HOUSING TO CRANK-CASE 10912505 (19207)	EA	1	*	*	*	*	*	*			24	16



(1) Source maint. and recov. code	(2) FEDERAL STOCK NUMBER	(3) DESCRIPTION  Reference no. and mfr. code	(4) Unit of Issue	(5) Qty. Inc. in Unit	(6) Direct support 30-day maint. allowance (A) (B) (C)	(7) General support 30-day maint. allowance (A) (B) (C)	(8) 1 yr Alw. Per 100 Equip. Cntgcy. Planning	(9) Depot maint Alw. Per 100 Equip	(10) ILLUSTRATION (a) (b) Figure No. Sym. No
0106-CONTINUED									
PA F ZZ	5310-080-6004	WASHER,FLAT: 13/ 32 ID, 13/ 16 OD, 0.080 THK, OIL COOLER AND FILTER HOUSING TO CRANKCASE MS27183-14 (96906)	EA	17	*	*	*	*	24 17
PA F ZZ	2815-860-2331	PLUNGER, OIL PRESSURE REGULATOR: OIL COOLER BYPASS (1), OIL FILTER BYPASS (1) 7748970 (19207)	EA	2	*	*	*	*	24 18
PA F ZZ	2815-851-4567	SPRING,HELICAL,COMPRESSION: OIL COOLER BYPASS (1), OIL FILTER BYPASS (1) 10889878 (19207)	EA	2	*	*	*	*	24 19
PA F ZZ	5330-834-2912	GASKET:7/ 8 ID, 1 1/8 OD, 3/ 32 THK,OIL COOLER BYPASS (1), OIL FILTER BYPASS (1) MS35769-18 (96906)	EA	2	*	*	*	*	24 20
C PA F ZZ	5365-472-1926	PLUG,MACHINE THREAD: OIL COOLER BYPASS (1), OIL FILTER BYPASS (1) 7748969 (19207)	EA	2	*	*	*	*	24 21
PA F ZZ	5305-269-3210	BOLT,MACHINE:3/8-16, 7/8 LG, OIL COOLER AND FILTER HOUSING TO CRANKCASE MS90725-59 (96906)	EA	16	*	*	*	*	24 22
PB F ZZ	2815-455-9503	HOUSING, OIL COOLER AND FILTER ASSEMBLY: 10951022 (19207)	EA	1	*	*	*	*	24 23
N PB F ZZ	2815-177-7909	HOUSING, OIL COOLER AND FILTER ASSEMBLY: ALUMINUM (FOR REPLACEMENT USE HOUSING-2815-455-9503) 10935418 (19207)	EA	1	*	*	*	*	24 23
R PA F ZZ	5340-178-1348	BUSHING, MACHINE THREAD: OIL COOLER AND FILTER HOUSING CENTER POST 10935624 (19207)	EA	2	*	*	*	*	24 24
N PA F ZZ	5340-851-3506	INSERT,SCREW THREAD: OIL FILTER HOUSING CENTER POST (USE W/ALUMINUM HOUSING ASSEMBLY 10935418) 7748964 (19207)	EA	2	*	*	*	*	24 24
PA F ZZ	2815-455-9502	HOUSING, OIL COOLER AND FILTER: 10951021 (19207)	EA	1	*	*	*	*	24 25
PA F ZZ	5307-924-6109	STUD,PLAIN: OIL COOLER AND FILTER HOUSING TO OIL COOLER COVER 10951019 (19207)	EA	12	*	*	*	*	24 26
N PA F ZZ	5307-851-8974	STUD,PLAIN: OIL COOLER AND FILTER HOUSING TO OIL COOLER COVER (0.003 OVERSIZE) (USE W/ALUMINUM HOUSING ASSEMBLY 10935418) 10899095 (19207)	EA	12	*	*	*	*	24 26
PA F ZZ	5307-935-3695	STUD,PLAIN: OIL COOLER AND FILTER HOUSING FUEL LINE CLAMP 7376342 (19207)	EA	1	*	*	*	*	24 27
N PA F ZZ	5307-808-7977	STUD,PLAIN: OIL COOLER AND FILTER HOUSING FUEL LINE CLAMP (0.003 OVERSIZE) (USE W/ALUMINUM HOUSING ASSEMBLY 10935418) 10912393-2 (19207)	EA	1	*	*	*	*	24 27
C PA F ZZ	4730-044-4789	PLUG,PIPE:1/2-14, OIL COOLER AND FILTER HOUSING OIL PORT MACHINING HOLE 444789 (21450)	EA	1	*	*	*	*	24 28
PA F ZZ	2930-860-9141	GASKET: OIL COOLER TO OIL COOLER AND FILTER HOUSING 10889862 (19207)	EA	1	*	*	*	*	24 29
PA F ZZ	2930-860-9140	GASKET: OIL COOLER COVER 10889857 (19207)	EA	1	*	*	*	*	24 30
PA F ZZ	5310-761-6882	NUT,PLAIN,HEXAGON:1/4-20, OIL COOLER COVER AND RADIATOR TO HOUSING MS51967-2 (96906)	EA	12	*	*	*	*	24 31
PA F ZZ	5310-682-5930	WASHER,LOCK:1/4 ID, 0.539 OD, 0.094 THK, OIL COOLER COVER AND RADIATOR TO HOUSING MS35340-44 (96906)	EA	12	*	*	*	*	24 32

(1)	(2)	(3)	(4)	(5)	(6)	(7)	(8)	(9)	(10)			
Source	FEDERAL	DESCRIPTION	Unit	Qty.	Direct support	General support	1 yr	Depot	ILLUSTRATION			
maint. and	STOCK		of	Inc.	30-day maint.	30-day maint.	Alw.	maint				
recov. code	NUMBER	Reference no. and mfr. code	Usable on code	Issue in	allowance	allowance	Per	Alw.	(a)	(b)		
				Unit	(A)	(B)	100	Per	Figure	Item or		
							Equip.	100	No.	Sym. or		
							Cntgcy.	Equip		No.		
					1-20	21-50	51-100	1-20	21-50	51-100		
							Planning					
0106-CONTINUED												
PA F ZZ	2815-179-5530	COVER, OIL COOLER: 10899046 (19207)	BCD	EA	1	*	*	*	*	*	24	33
			EF									
PA F ZZ	2930-860-2334	RADIATOR, OIL COOLER: ENGINE 7748885 (19207)	BCD	EA	1	*	*	*	*	*	24	34
			EF									
PA F ZZ	5330-829-2607	PACKING, PREFORMED: 55/64 ID, OIL COOLER TO OIL COOLER AND FILTER HOUSING MS9068-212 (96906)	BCD	EA	2	*	*	*	*	*	24	35
			EF									
PA D ZZ	3120-490-4135	BEARING SET, SLEEVE: SEMI-FINISHED BEARING (TO SERVICE PUMP ASSEMBLY 2815-074-8923 AND 2815-109-4396) 5704358 (19207)		EA	1						20	
KD D ZZ		2 BEARING 10889996 (19207)(2 USED WITH PUMP 2815-109-4396)(1 USED WITH PUMP 2815-074-8923)	A								20	1
			BCD								20	1
			EF									
KD D ZZ		1 BEARING 10889806 (19207)									20	17
KD D ZZ		1 BEARING 10889805 (19207)(NOT USED WITH PUMP 2815-109-4396)	BCD								20	1
			EF									
PA D ZZ	2815-449-5068	BEARING KIT,OIL PUMP IMPELLER: SEMIFINISHED BEARING (TO SERVICE PUMP 2815-074-8923) 5704359 (19207)	BCD	EA	1						20	
			EF									
KD D ZZ		4 BEARING 10889805 (USED IN IMPELLER 10889823 AND 10889824)	BCD								20	10
			EF									
PA H ZZ	2815-254-6312	PARTS KIT: OIL PUMP PRESSURE RELIEF VALVE (USE ON PUMPS WITH RETAINING PIN) 5702787 (19207)		EA	1			*	*	*	20	
KF H ZZ		1 RETAINER 11610081 (19207)									20	41
KF H ZZ		1 PIN MS16562-133 (96906)									20	40
KF H ZZ		1 SPRING 11610080 (19207)									20	39
KF H ZZ		1 SHIM 11610182 (19207)									20	38
KF H ZZ		1 SHIM 11610182-1 (19207)									20	38
KF H ZZ		1 VALVE 11610083 (19207)									20	37
KF H ZZ		1 VALVE 11610148 (19207)									20	37
PA O ZZ	2990-477-3649	PARTS KIT, PRESSURE REGULATING VALVE: 5702780 (19207)	A	EA	1	*	*	*	*	*	22	
PA O ZZ	5310-982-5065	2 NUT, SELF-LOCKING, HEXAGON MS21044-B4 (96906)	A								22	5
KF O ZZ		4 SUPPORT 11610416 (19207)	A								22	6
KF O ZZ		2 DIAPHRAGM 11610417 (19207)	A								22	7
KF O ZZ		2 NEEDLE 11610415 (19207)	A								22	8
KF O ZZ		1 GASKET 11610420 (19207)	A								22	9
KF O ZZ		1 SPRING 11610414 (19207)	A								22	10
PA O ZZ	2940-884-4801	PARTS KIT, OIL FILTER-ELEMENT 5702659 (19207)		EA	1	*	*	*	*	*	23	
KF O ZZ		1 GASKET 7748905									23	17
KF O ZZ		1 FILTER ELEMENT 8748329 (19207)									23	18
C KF O ZZ	5330-071-8728	1 GASKET 7748870 (19207)									23	21
PA O ZZ	5315-252-5987	1 PIN, COTTER MS24665-138 (96906)									23	22
PA O ZZ	2940-678-3277	1 GASKET 8725201 (19207)(NOT USED)										
PA O ZZ	5315-816-1794	1 PIN, COTTER MS24665-285 (96906)(NOT USED)										

TM9-2815-210-34P

(1) Source maint. and recov. code	(2) FEDERAL STOCK NUMBER	(3) DESCRIPTION  Reference no. and mfr. code	Usable on code	(4) Unit of Issue	(5) Qty. Inc. in	(6) Direct support 30-day maint. allowance	(7) General support 30-day maint. allowance	(8) 1 yr Alw. Per Equip. Cntgcy. Planning	(9) Depot maint Alw. Per 100 Equip	(10) ILLUSTRATION  (a) Figure No.	(b) Item or Sym. no
						(A) (B) (C)	(A) (B) (C)				
0106-CONTINUED											
PA F ZZ	5330-477-3779	GASKET AND PREFORMED PACKING SET: OIL COOLER 5704353 (19207)	A	EA	1	* * *	* * *			24	
KF F ZZ		1 GASKET 10889858 (19207)	A							24	1
PA F ZZ	5330-464-4761	1 GASKET 11610363 (19207)	A							24	9
PA F ZZ	5330-464-4760	1 GASKET 11610361 (19207)	A							24	10
PA F ZZ	5330-463-0327	2 PACKING, PREFORMED MS9068-215 (96906)	A							24	15
PA F ZZ	2930-088-9818	GASKET AND PREFORMED PACKING SET: OIL COOLER 5702693 (19207)	BCD	EA	1	* * *	* * *			24	
KF F ZZ		1 GASKET 10889858 (19207)	EF							24	1
PA F ZZ	2930-860-9141	1 GASKET 10889862 (19207)	BCD							24	29
PA F ZZ	2930-860-9140	1 GASKET 10889857 (19207)	EF							24	30
PA F ZZ	5330-829-2607	2 PACKING, PREFORMED MS9068-212 (96906)	BCD							24	35
			EF								
0108-MANIFOLDS											
PA F ZZ	5307-912-5635	STUD, PLAIN: CYLINDER HEAD TO EXHAUST MANIFOLD 10935517 (19207)		EA	12	* * *	* * *			25	1
PA F ZZ	2815-860-0566	MANIFOLD, ENGINE EXHAUST: REAR 10889760 (19207)		EA	1	* * *	* * *			25	2
PA F ZZ	2815-899-6726	SEAL RING, METAL: EXHAUST MANIFOLD CENTER SECTION TO FRONT AND REAR SECTIONS 10889757 (19207)		EA	6	* * *	* * *			25	3
PA F ZZ	2815-074-8916	MANIFOLD, EXHAUST, ENGINE: CENTER SECTION 10935238 (19207)		EA	1	* * *	* * *			25	4
XA F ZZ		MANIFOLD, EXHAUST, ENGINE: CENTER SECTION 10935238-1		EA	1					25	5
PA F ZZ	5307-067-4895	STUD, PLAIN: TURBOCHARGER OR EXHAUST PIPE MOUNTING 10935241 (19207)		EA	2	* * *	* * *			25	6
PA F ZZ	5305-930-5247	SCREW, CAP, HEXAGON HEAD: TURBOCHARGER TO EXHAUST MANIFOLD 10951477 (19207)	AB	EA	2	* * *	* * *			25	7
PA F ZZ	2815-860-0565	MANIFOLD, ENGINE EXHAUST: FRONT SECTION 10889758 (19207)	EF	EA	1	* * *	* * *			25	8
PA F ZZ	4730-044-4655	PLUG, PIPE: 1/4-18, EXHAUST MANIFOLD REAR SECTION (1), EXHAUST MANIFOLD FRONT SECTION (1) 444655 (21450)		EA	2	* * *	* * *			25	9
PA F ZZ	5310-791-9528	NUT, SELF-LOCKING, HEXAGON: EXHAUST MANIFOLD TO CYLINDER HEAD 11641655 (19207)		EA	12	* * *	* * *			25	10
R PA F ZZ	5310-734-8837	WASHER: EXHAUST MANIFOLD TO CYLINDER HEAD 7348837 (19207)		EA	12	* * *	* * *			25	11
PA F ZZ	2815-906-0164	ELBOW ASSEMBLY, INTAKE MANIFOLD: 10951178 (19207)	ABC	EA	1	* * *	* * *			25	12
N PA F ZZ	4730-018-9566	PLUG PIPE: 1/8-27, INTAKE MANIFOLD 189566 (21450)	DF	EA	1	* * *	* * *			25	13
N PA F ZZ	4730-087-5545	ELBOW ASSEMBLY, INTAKE MANIFOLD: 11642116 (19207)	E	EA	1	* * *	* * *			25	14

(1)	(2)	(3)	(4)	(5)	(6)	(7)	(8)	(9)	(10)	
Source	FEDERAL	DESCRIPTION	Unit	Qty.	Direct support	General support	1 yr	Depot	ILLUSTRATION	
maint. and	STOCK		of	Inc.	30-day maint.	30-day maint.	Alw.	maint		
recov. code	NUMBER	Reference no. and mfr. code	Issue	in	allowance	allowance	Per	Alw.	(a)	
		Usable on code	Unit	Unit	(A)	(B)	100	Per	Figure	
					(A)	(B)	Equip.	100	No.	
					(C)	(C)	Cntgcy.	Equip	Sym. or	
					1-20	21-50	51-100	Planning	Item No.	
0108-CONTINUED										
PA F ZZ	5310-880-7744	NUT, PLAIN, HEXAGON: 5/16-18, INTAKE MANIFOLD ELBOW TO INTAKE MANIFOLD MS51967-5 (96906)	EA	4	*	*	*	*	25	15
PA F ZZ	5310-959-4679	WASHER, LOCK: 5/16 ID, 0.627 OD, 0.118 THK, INTAKE MANIFOLD ELBOW TO INTAKE MANIFOLD MS35340-45 (96906)	EA	4	*	*	*	*	25	16
R PA F ZZ	5330-899-4483	GASKET: INTAKE MANIFOLD ELBOW TO INTAKE MANIFOLD 10889770 (19207)	EA	1	*	*	*	*	25	17
PA F ZZ	2815-178-0938	MANIFOLD, INTAKE, DIESEL ENGINE: 11641733 (19207)	EA	1	*	*	*	*	25	18
C PA F ZZ	4730-221-2137	PLUG, PIPE: 1/4, INTAKE MANIFOLD DRAIN MS20913-2S (96906)	EA	1	*	*	*	*	25	19
C PA F ZZ	4730-221-2138	PLUG, PIPE: 3/8, ARCTIC HEATER HOLE CONNECTOR OUTLET MS20913-3S (96906)	EA	1	*	*	*	*	25	20
C PA F ZZ	4730-221-2139	PLUG, PIPE: 1/2, PERSONNEL HEATER HOLE CONNECTION MS20913-4S (96906)	EA	1	*	*	*	*	25	21
PA F ZZ	5340-598-5107	PLUG, EXPANSION: INTAKE MANIFOLD CORE HOLES 7748957 (19207)	EA	3	*	*	*	*	25	22
PA F ZZ	5307-904-5671	STUD, PLAIN: INTAKE MANIFOLD TO INTAKE MANIFOLD ELBOW (0.003 OVERSIZE) 10899173-2 (19207)	EA	4	*	*	*	*	25	23
XA F ZZ		MANIFOLD, INTAKE, ENGINE: 11641734 (19207)	EA	1					25	24
PA F ZZ	5307-851-2923	STUD, PLAIN: CYLINDER HEAD TO INTAKE MANIFOLD 10889984 (19207)	EA	18	*	*	*	*	25	25
R PA F ZZ	5330-908-6340	GASKET: INTAKE AND EXHAUST MANIFOLD TO CYLINDER HEAD 10935625 (19207)	EA	2	*	*	*	*	25	26
PA F ZZ	5310-081-4219	WASHER, FLAT: 11/32 ID, 11/16 OD, 0.080 THK, INTAKE MANIFOLD TO CYLINDER HEAD MS27183-12 (96906)	EA	18	*	*	*	*	25	27
PA F ZZ	5310-880-7746	NUT, PLAIN, HEXAGON: 5/16-24, INTAKE MANIFOLD TO CYLINDER HEAD MS51968-5 (96906)	EA	18	*	*	*	*	25	28
N PA F ZZ	2910-860-2343	ELBOW ASSEMBLY: INTAKE 10889791 (19207)	F	EA	1	*	*	*	25	29
N PA F ZZ	5307-852-4127	STUD, PLAIN: FLAME HEATER TO INTAKE MANIFOLD ELBOW (0.003 OVERSIZE) 10899084 (19207)	F	EA	4	*	*	*	25	30
GROUP 02 - CLUTCH										
0200 - CLUTCH ASSEMBLY										
PA F ZZ	5305-269-3213	SCREW, CAP, HEXAGON HEAD: 3/8-16, 1 1/4 LG, CLUTCH ASSEMBLY TO FLYWHEEL MS90725-62 (96906)	BF	EA	12	*	*	*	26	1
PA F ZZ	5310-637-9541	WASHER, LOCK: 3/8 ID, 0.683 OD, 0.094 THK, CLUTCH ASSEMBLY TO FLYWHEEL MS35338-46 (96906)	BF	EA	12	*	*	*	26	2
PA F ZZ	2520-097-4152	CLUTCH HALF, FRICTION: 8735507 (19207)	BF	EA	1	*	*	*	26	3
PA F ZZ	2520-097-3197	DISC, CLUTCH: 8735503 (19207)	BF	EA	1	*	*	*	26	4
PA F ZZ	3110-144-8637	BEARING, BALL ANNULAR: 1.1811 ID, 2.4404-2.4409 OD, 0.6249-0.6299 THK, CLUTCH PILOT BEARING 700070 (21450)	BF	EA	1	*	*	*	26	5
C PA F ZZ	3110-186-5037	BEARING, BALL, THRUST: CLUTCH RELEASE 2759-37 (06388)	BF	EA	1	*	*	*	26	6
PA F ZZ	5306-752-0945	BOLT, MACHINE: CLUTCH TO FLYWHEEL 7520945 (19207)	CDE	EA	8	*	*	*	26	7

(1)	(2)	(3)	(4)	(5)	(6)	(7)	(8)	(9)	(10)	
Source	FEDERAL	DESCRIPTION	Unit	Qty.	Direct support	General support	1 yr	Depot	ILLUSTRATION	
maint. and	STOCK		of	Inc.	30-day maint.	30-day maint.	Alw.	maint		
recov. code	NUMBER	Reference no. and mfr. code	Usable on code	Issue in	allowance	allowance	Per	Alw.	(a)	(b)
				Unit	(A)	(B)	100	Per	Figure	Item or
							Equip.	100	No.	Sym. no
							Cntgcy.	Equip		
							Planning			
		0200-CONTINUED								
PA F ZZ	5310-637-9541	WASHER,LOCK:3/8 ID, 0.683 OD, 0.094 THK, CLUTCH TO FLYWHEEL MS35338-46 (96906)	CDE	EA 8	*	*	*	*	26	8
PA F ZZ	2520-832-7335	CLUTCH, FRICTION: (OPTIONAL WITH 2520-126-3611) 11601174 (19207)	CDE	EA 1	*	*	*	*	26	9
PA F ZZ	2520-126-3611	CLUTCH, FRICTION: (OPTIONAL WITH 2520-832-7335) 11621375 (19207)	CDE	EA 1	*	*	*	*	26	9
C PA F ZZ	2520-116-8109	CLUTCH, DRIVEN PLATE ASSEMBLY: 11668332 (19207)	CDE	EA 1	*	*	*	*	26	10
PA F ZZ	3110-198-1502	BEARING,BALL,THRUST:2.1355 ID, 3 9/16 OD, 0.807 THK, CLUTCH RELEASE 712049 (21450)	CDE	EA 1	*	*	*	*	26	11
		GROUP 03 - FUEL SYSTEM								
		0301-FUEL INJECTOR								
KF F ZZ		COVER, ADJUSTING NUT, TAMPER PROOF: 11610344 (19207)	EA	1	SEE KIT				27	1
C PA F ZZ	5305-247-7065	SCREW,CAP,HEXAGON HEAD:COMPENSATOR TO FUEL INJECTOR PUMP 11641825-1 (19207)	EA	2	*	*	*	*	27	2
C PA F ZZ	5340-598-3442	SEAL, METALLIC: FUEL ADJUSTMENT CLOSURE COVER MS51938-2 (96906)	EA	2	*	*	*	*	27	3
KF F ZZ		SLEEVE, ADJUSTING NUT, TAMPER PROOF: 11610343 (19207)	EA	1	SEE KIT				27	4
PA F ZZ	5340-178-1362	BRACKET, ANGLE, FUEL INJECTION PUMP SUPPORT: 10912553 (19207)	EA	1	*	*	*	*	27	5
PA F ZZ	5310-959-4679	WASHER,LOCK:5/16 ID, 0.627 OD, 0.188 THK, FUEL INJECTION PUMP BRACKET TO CRANKCASE (1),FLAME HEATER FUEL SUPPLY TUBE CLAMP AND BRACKET TO CRANKCASE (1) MS35340-45 (96906)	EA	2	*	*	*	*	27	6
C PA F ZZ	5306-225-8496	BOLT,MACHINE:5/16-18, 5/8 LG, FUEL INJECTION PUMP BRACKET TO CRANKCASE (1),FLAME HEATER FUEL SUPPLY TUBE CLAMP AND BRACKET TO CRANKCASE (1),FUEL INJECTION PUMP TO BRACKET (2) MS90725-31 (96906)	EA	4	*	*	*	*	27	7
PA F ZZ	2910-101-5600	LOCKPLATE: NUT AND BOLT, FUEL INJECTION PUMP TO BRACKET 11610207 (19207)	EA	1	*	*	*	*	27	8
PA F ZZ	5340-902-0426	SEAL, METALLIC: HIGH IDLE ADJUSTMENT COVER MS51938-6 (96906)	EA	1	*	*	*	*	27	9
PA F HH	2910-178-1185	PUMP, FUEL, METERING AND DISTRIBUTING: (REFER TO TM9-2910-226-34 FOR COMPONENTS) 11641907 (19207)	A	EA 1	*	*	*	*	27	10
PA F HH	2910-908-6320	PUMP, FUEL, METERING AND DISTRIBUTING: (REFER TO TM9-2910-226-34 FOR COMPONENTS) 10951115 (19207)	BF	EA 1	*	*	*	*	27	10
PA F HH	2910-759-5410	PUMP ASSEMBLY,FUEL INJECTION:(REFER TO TM9-2910-226-34 FOR COMPONENTS) 10935264 (19207)	CD	EA 1	*	*	*	*	27	10

(1) Source maint. and recov. code	(2) FEDERAL STOCK NUMBER	(3) DESCRIPTION  Reference no. and mfr. code	(4) Unit of Issue	(5) Qty. Inc. in Unit	(6) Direct support 30-day maint. allowance (A)	(7) General support 30-day maint. allowance (B)	(8) 1 yr Alw. Per 100 Equip. Cntgcy. Planning	(9) Depot maint Alw. Per 100 Equip	(10) ILLUSTRATION  (a) Figure (b) Item or Sym. no
0301-CONTINUED									
N PA F HH	2910-116-8241	PUMP, FUEL, METERING AND DISTRIBUTING: (REFER TO TM9-2910-226-34 FOR COMPONENTS) 10935264-2 (19207)	E	EA 1	* * *	* * *	* *		27 10
PA F HH	2910-017-9778	PUMP, FUEL, METERING AND DISTRIBUTING: (REFER TO TM9-2910-226-34 FOR COMPONENTS)(REPLACED BY 2910-908-6320) 10935498 (19207)	F	EA 1	* * *	* * *	* *		27 10
PA F ZZ	5305-543-2419	SCREW,CAP,HEXAGON HEAD:3/8-16, 1 1/8 LG, INJECTION PUMP TO FUEL INJECTION PUMP ADAPTER MS90728- 61 (96906)		EA 2	* * *	* * *	* *		27 11
PA F ZZ	5310-959-4675	WASHER,LOCK:3/8 ID, 0.746 OD, 0.133 THK, FUEL IN- JECTION PUMP TO FUEL INJECTION PUMP ADAPTER (2), FUEL INJECTION PUMP DRIVEN GEAR AND SPACER TO GEAR HUB (3) MS35340-46 (96906)		EA 5	* * *	* * *	* *		27 12
PA F ZZ	3040-966-7393	COUPLING HALF,SHAFT: FUEL INJECTION PUMP DRIVEN GEAR 10935240(19207)		EA 1	* * *	* * *	* *		27 13
PA F ZZ	2910-860-0571	SPACER, BLOCK: FUEL INJECTION PUMP DRIVEN GEAR 10889762 (19207)		EA 1	* * *	* * *	* *		27 14
PA F ZZ	5305-269-3237	SCREW,CAP,HEXAGON HEAD:3/8-24, 1 1/8 LG, FUEL INJECTION PUMP DRIVEN GEAR AND SPACER TO GEAR HUB MS90727-61 (96906)		EA 3	* * *	* * *	* *		27 15
PA F ZZ	5310-167-0680	WASHER,LOCK:9/16 ID, 0.971 OD, 0.141 THK, INJECTION PUMP DRIVEN GEAR AND COUPLING HALF TO PUMP SHAFT MS35338-49 (96906)		EA 1	* * *	* * *	* *		27 16
PA F ZZ	5310-491-0319	NUT,PLAIN,HEXAGON: INJECTION PUMP DRIVEN GEAR AND COUPLING HALF TO PUMP SHAFT 10898716 (19207)		EA 1	* * *	* * *	* *		27 17
PA F ZZ	3020-313-8543	GEAR, HELICAL: INJECTION PUMP 10935218 (19207)		EA 1	* * *	* * *	* *		27 18
R PA F ZZ	5330-582-1560	PACKING,PREFORMED:3.109 ID, FUEL INJECTION PUMP TO FUEL INJECTION PUMP ADAPTER MS28775-235 (96906)		EA 1	* * *	* * *	* *		27 19
R PA F ZZ	4720-081-4212	HOSE ASSEMBLY,NONMETALLIC: CRANKCASE ELBOW TO FUEL INJECTOR PUMP PRESSURE OIL 10912423 (19207)		EA 1	* * *	* * *	* *		27 20
PA F ZZ	4730-277-5683	ELBOW, PIPE: INJECTION PUMP PRESSURE OIL HOSE WWP460 CLASS A (81348)		EA 1	* * *	* * *	* *		27 21
N PA F ZZ	5365-431-6652	SPACER: ADJUSTING COVER TO COMPENSATOR 11610388 (19207)	F	EA 2	* * *	* * *	* *		27 22
N PA F ZZ	5310-732-0558	NUT,PLAIN,HEXAGON:3/8-16, FUEL INJECTION PUMP TO FUEL INJECTION PUMP ADAPTER (USE W/ADAPTER ASSEMBLY 10889793) MS51967-8 (96906)	F	EA 1	* * *	* * *	* *		27 23
R PA F ZZ	5330-930-5961	GASKET: FUEL INJECTOR NOZZLE AND HOLDER ASSEMBLY 10951475 (19207)		EA 6	* * *	* * *	* *		28 1
PA F ZZ	2910-937-1162	CLAMP,FUEL INJECTOR: 10889767 (19207)		EA 6	* * *	* * *	* *		28 2
PA F ZZ	5306-226-4835	BOLT,MACHINE:5/16-18, 2 1/2 LG, FUEL INJECTOR NOZZLE CLAMPS MS90728-42 (96906)		EA 12	* * *	* * *	* *		28 3
PA F ZZ	5310-959-4679	WASHER, LOCK:5/16 ID, 0.627 OD, 0.118 THK, FUEL INJECTOR NOZZLE CLAMPS MS35340-45 (96906)		EA 12	* * *	* * *	* *		28 4
PA O ZZ	4730-289-5420	TEE, PIPE TO TUBE: INJECTOR NOZZLE FUEL RETURN, CYLINDER NOS.1,2,3,4 AND 5 10914555 (19207)		EA 5	* * *	* * *	* *		28 5

(1)	(2)	(3)	(4)	(5)	(6)	(7)	(8)	(9)	(10)			
Source	FEDERAL	DESCRIPTION	Unit	Qty.	Direct support	General support	1 yr	Depot	ILLUSTRATION			
maint. and	STOCK		of	Inc.	30-day maint.	30-day maint.	Alw.	maint		(a)	(b)	
recov. code	NUMBER	Reference no. and mfr. code	Usable on code	Issue in	allowance	allowance	Per	Alw.	Figure	Item or	Sym. No	
				Unit	(A)	(B)	100	Per	No.	Sym.	No	
					(A)	(B)	Equip.	100	Equip			
							Cntgcy.	Planning				
		0301-CONTINUED										
N PA O ZZ	4730-289-5420	TEE:INJECTION NOZZLE FUEL RETURN CYLINDER NO.6 (USE W/RAIL F MOUNTED FLAME HEATER) 10914555 (19207)		EA	1	*	*	*	*		28	5
N PA O ZZ	4730-278-8368	INVERTED NUT, TUBE:INJECTOR NOZZLE FUEL RETURN TEES, CYLINDER NOS.1,2,3,4 AND 5 (10), FLAME HEATER NOZZLE FUEL RETURN TO INJECTOR NOZZLE RETURN TUBE TEE AT CYLINDER NOS.3 AND 4 (3), INJECTOR NOZZLE RETURN ELBOW, CYLINDER NO.6 (1) 81LB1-4 (30327)		EA	14	*	*	*	*		28	6
C PA O ZZ	4730-889-6886	TEE,TUBE:FLAME HEATER NOZZLE FUEL RETURN TO INJECTOR NOZZLE RETURN AT CYLINDER NOS.3 AND 4 10951190 (19207)		EA	1	*	*	*	*		28	7
C PA O ZZ	4730-882-8621	ELBOW, PIPE TO TUBE:INJECTOR NOZZLE FUEL RETURN CYLINDER NO.6 89LB 1/4X1/8 (30327)		EA	1	*	*	*	*		28	8
PA F ZZ	2910-178-1189	NOZZLE AND HOLDER ASSEMBLY: FUEL INJECTOR 11641806 (19207)	A	EA	6	*	*	*	*		28	9
PA F ZZ	2910-074-8931	NOZZLE AND HOLDER ASSEMBLY: FUEL INJECTOR 10935284 (19207)	B	EA	6	*	*	*	*		28	9
PA F ZZ	2910-861-1408	NOZZLE ASSEMBLY, FUEL INJECTOR: 7748863 (19207)	CD EF	EA	6	*	*	*	*		28	9
XA F ZZ		HOLDER ASSEMBLY: FUEL INJECTOR NOZZLE AKF-130S4821B (01843)		EA	6						28	10
XA F ZZ		CAP,PROTECTION:FUEL INJECTOR NOZZLE CP7824 (01843)		EA	6						28	11
PA F ZZ	5310-641-8366	GASKET:FUEL INJECTOR NOZZLE WMR2041-2X (01843)		EA	12	*	*	*	*		28	12
XA F ZZ		LOCKNUT, PRESSURE ADJUSTING: FUEL INJECTOR NOZZLE NT78103 (01843)		EA	6						28	13
PA F ZZ	2910-363-7832	HOLDER,SPRING:FUEL INJECTOR NOZZLE SC7842 (01843)		EA	6	*	*	*	*		28	14
PA F ZZ	2910-363-4089	SPRING, HELICAL, COMPRESSION: FUEL INJECTOR NOZZLE PRESSURE ADJUSTING WSP2044A4X (01843)		EA	6	*	*	*	*		28	15
PA F ZZ	2910-491-0131	SPINDLE,FUEL INJECTOR NOZZLE: WB02057412Z (01843)		EA	6	*	*	*	*		28	16
XA F ZZ		BODY, NOZZLE HOLDER: FUEL INJECTOR NOZZLE HH78380A (01843)		EA	6						28	17
C XA F ZZ		NUT,NOZZLE CAP:FUEL INJECTOR NOZZLE NT7876 (01843)		EA	6						28	18
PA F ZZ	5310-861-1406	WASHER,FLAT:NOZZLE AND HOLDER ASSEMBLY MOUNTING 7748837 (19207)		EA	6	*	*	*	*		28	19
PA F ZZ	2910-470-7360	NOZZLE,FUEL INJECTOR: 11641889 (19207)	A	EA	6	*	*	*	*		28	20
PA F ZZ	2910-074-8929	NOZZLE,FUEL INJECTOR: 10935272 (19207)	B	EA	6	*	*	*	*		28	20
PA F ZZ	2910-860-2336	NOZZLE,FUEL INJECTOR: 7748882 (19207)	CDE	EA	6	*	*	*	*		28	20
XA F ZZ		VALVE,NOZZLE:FUEL INJECTOR VA77162 (01843)		EA	6						28	21
XA F ZZ		BODY,NOZZLE:FUEL INJECTOR VB77164-2 (01843)	A	EA	6						28	22
XA F ZZ		BODY,NOZZLE:FUEL INJECTOR VB77147-2 (01843)	B	EA	6						28	22
XA F ZZ		BODY,NOZZLE:FUEL INJECTOR VB77147-1 (01843)	CD	EA	6						28	22
XA F ZZ		HOLDER ASSEMBLY:FUEL INJECTOR NOZZLE AKF-130S5677A (01843)	EF	EA	6						28	23
XA F ZZ		NUT,CAP:FUEL INJECTOR NOZZLE SPRING NT78109 (01843)		EA	6						28	24
KF F ZZ		SHIM:0.31 ID X 0.56 OD X 0.005 THK, FUEL INJECTOR NOZZLE PRESSURE ADJUSTING 11610008-1 (19207)		EA	6						28	24
				EA	V	SEE KIT-					28	25

(1)	(2)	(3)	(4)	(5)	(6)	(7)	(8)	(9)	(10)	
Source	FEDERAL	DESCRIPTION	Unit	Qty.	Direct support	General support	1 yr	Depot	ILLUSTRATION	
maint. and	STOCK		of	Inc.	30-day maint.	30-day maint.	Alw.	maint		
recov. code	NUMBER	Reference no. and mfr. code	Usable on code	Issue in	allowance	allowance	Per	Alw.	(a)	
				Unit	(A)	(B)	100	Per	Figure	
					(C)	(A)	Equip.	100	No.	
						(B)	Cntgcy.	Equip	Sym. or	
						(C)	Planning		Item or	
					1-20	21-50	51-100	1-20	21-50	
								51-100		
0301-CONTINUED										
KF F ZZ		SHIM:0.31 I X 0.56 OD X 0.006 THK, FUEL INJECTOR NOZZLE PRESSURE ADJUSTING 11610008-2 (19207)		EA	V	SEE KIT-			28	26
KF F ZZ		SHIM:0.31 ID X 0.56 OD X .0008 THK, FUEL INJECTOR NOZZLE PRESSURE ADJUSTING 11610008-3 (19207)		EA	V	SEE KIT-			28	27
KF F ZZ		SHIM:0.31 ID X 0.56 ID X 0.010 THK, FUEL INJECTOR NOZZLE PRESSURE ADJUSTING 11610008-4 (19207)		EA	V	SEE KIT-			28	28
KF F ZZ		SHIM:0.31 ID X 0.56 OD X 0.030 THK, FUEL INJECTOR NOZZLE PRESSURE ADJUSTING 11610008-5 (19207)		EA	V	SEE KIT			28	29
KF F ZZ		BODY, NOZZLE HOLDER: FUEL INJECTOR HH78398A (01843)		EA	6				28	30
XA F ZZ		NUT,NOZZLE CAP:FUEL INJECTOR NT78110 (01843)		EA	6				28	31
PA F ZZ	2910-930-5962	PAD,TUBE CLAMP:CYLINDER NOS.1 AND 2, AND 2 AND 3 INJECTOR NOZZLE TUBE ASSEMBLIES 10951418 (19207)	A	EA	4	* * *	* * *		29	1
PA F ZZ	5340-178-6061	STRAP,RETAINING:CYLINDER NOS.1 AND 2, AND 2 AND 3 INJECTOR NOZZLE TUBE ASSEMBLIES 10951419 (19207)	A	EA	4	* * *	* * *		29	2
PA F ZZ	5310-061-7325	NUT,SELF-LOCKING,HEXAGON: 5/16-24, CYLINDER NOS.1 AND 2, AND 2 AND 3 INJECTOR TUBE STRAPS MS21045-4 (96906)	A	EA	2	* * *	* * *		29	3
PA F ZZ	4710-177-8649	TUBE ASSEMBLY,METAL: FUEL INJECTOR PUMP TO FUEL INJECTION NOZZLE CYLINDER NO.1 11641780 (19207)	A	EA	1	* * *	* * *		29	4
PA F ZZ	4710-177-8650	TUBE ASSEMBLY,METAL: FUEL INJECTOR PUMP TO FUEL INJECTION NOZZLE CYLINDER NO.2 11641781 (19207)	A	EA	1	* * *	* * *		29	5
PA F ZZ	4710-177-8648	TUBE ASSEMBLY,METAL: FUEL INJECTOR PUMP TO FUEL INJECTION NOZZLE CYLINDER NO.3 11641782 (19207)	A	EA	1	* * *	* * *		29	6
PA F ZZ	5305-267-8974	SCREW,CAP,HEXAGON HEAD: 1/4-28 1 LG, CYLINDER NOS.1 AND 2,AND 2 AND 3 INJECTION TUBE STRAPS MS90726-8 (96906)	A	EA	2	* * *	* * *		29	7
PA F ZZ	5310-088-1251	NUT, SELF-LOCKING, HEXAGON: 1/4-20 INJECTION TUBE CLAMPS,CYLINDER NOS.4,5,AND 6 (6),INJECTION TUBE CLAMPS,CYLINDER NOS.1,2 AND 3 (2) MS51922-1 (96906)	A	EA	8	* * *	* * *		29	8
PA F ZZ	5310-809-4058	WASHER,FLAT: 9/32 ID, 5/8 OD, 0.080 THK, INJECTION TUBE CLAMPS,CYLINDER NOS.4,5 AND 6 (8),INJECTION TUBE CLAMPS,CYLINDER NOS.1,2 AND 3 (2) MS27183-10 (96906)	A	EA	10	* * *	* * *		29	9
R PA F ZZ	5340-228-1305	STRAP,RETAINING:CYLINDER NOS.1,2 AND 3 INJECTION TUBES (2),CYLINDER NOS.4,5 AND 6 INJECTION TUBES (5) 10889764 (19207)	A	EA	7	* * *	* * *		29	10
PA F ZZ	2910-410-7650	BOOT,DUST AND MOISTURE SEAL:TUBE ASSEMBLIES, FUEL INJECTION 7748832 (19207)	A	EA	6	* * *	* * *		29	11
PA F ZZ	2910-228-1309	BRACKET,TUBE CLAMP:FUEL INJECTION TUBES, CYLINDER NOS.1,2 AND 3, TO AIR COMPRESSOR 11641684 (19207)	A	EA	1	* * *	* * *		29	12
PA F ZZ	5305-071-2239	SCREW, CAP, HEXAGON HEAD: 1/4-20, 1 1/2 LG, CYLINDER NOS.1,2 AND 3,INJECTION TUBE CLAMPS TO BRACKET (2),CYLINDER NOS.4,5 AND 6,INNER AND OUTER CLAMPS (2) MS90725-12 (96906)	A	EA	4	* * *	* * *		29	13



(1) Source maint. and recov. code	(2) FEDERAL STOCK NUMBER	(3) DESCRIPTION  Reference no. and mfr. code	(4) Unit of Issue	(5) Qty. Inc. in Unit	(6) Direct support 30-day maint. allowance (A) (B) (C)	(7) General support 30-day maint. allowance (A) (B) (C)	(8) 1 yr Alw. Per Equip. Cntgcy. Planning	(9) Depot maint. Alw. Per Equip	(10) ILLUSTRATION (a) (b) Figure Item or No. Sym. no
0301-CONTINUED									
PA F ZZ	5305-071-2240	SCREW,CAP,HEXAGON HEAD:1/4-20, 1 3/8 LG, FUEL INJECTION TUBE CLAMPS,CYLINDER NOS.4,5 AND 6 MS90725-11 (96906)	A	EA 4	* * *	* * *	* *		29 14
PA F ZZ	5340-181-1620	CLAMP,SPECIAL:FUEL INJECTION TUBES,CYLINDER NOS.4, 5 AND 6 10889763 (19207)	A	EA 1	* * *	* * *	* *		29 15
PA F ZZ	4710-177-8647	TUBE ASSEMBLY,METAL:FUEL INJECTOR PUMP TO FUEL INJECTION NOZZLE CYLINDER NO.4 11641783 (19207)	A	EA 1	* * *	* * *	* *		29 16
PA F ZZ	4710-177-8646	TUBE ASSEMBLY,METAL:FUEL INJECTOR PUMP TO FUEL INJECTION NOZZLE CYLINDER NO.5 11641784 (19207)	A	EA 1	* * *	* * *	* *		29 17
PA F ZZ	4710-177-8656	TUBE ASSEMBLY,METAL:FUEL INJECTOR PUMP TO FUEL INJECTION NOZZLE CYLINDER NO.6 11641785 (19207)	A	EA 1	* * *	* * *	* *		29 18
PA F ZZ	5310-080-6004	WASHER,FLAT: 13/32 ID, 13/16 OD, 0.080 THK, FUEL INJECTION TUBE CLAMPS,CYLINDER NOS.4,5 AND 6, TO OIL COOLER HOUSING MS27183-14 (96906)	A	EA 1	* * *	* * *	* *		29 19
PA F ZZ	5310-959-4675	WASHER,LOCK:3/8 ID, 0.746 OD, 0.133 THK, FUEL INJECTION TUBE CLAMPS, CYLINDER NOS. 4, 5 AND 6, TO OIL COOLER HOUSING MS35340-46 (96906)	A	EA 1	* * *	* * *	* *		29 20
PA F ZZ	5310-732-0558	NUT,PLAIN,HEXAGON:3/8-16,FUEL INJECTION TUBE CLAMPS,CYLINDER NOS.4, 5 AND 6, TO OIL COOLER HOUSING MS51967-8 (96906)	A	EA 1	* * *	* * *	* *		29 21
PA F ZZ	5310-061-7326	NUT,SELF-LOCKING,HEXAGON: NO.10-32, FUEL INJECTION TUBE CLAMPS,CYLINDER NOS.1 AND 3,TO BRACKET MS21045-3 (96906)	BCD EF	EA 2	* * *	* * *	* *		30 1
PA F ZZ	5340-401-1504	BRACKET,ANGLE:FUEL INJECTION TUBE CLAMPS,CYLINDER NOS.1 AND 3 TO CYLINDER HEAD COVERS 10951408 (19207)	BCD EF	EA 2	* * *	* * *	* *		30 2
PA F ZZ	5340-598-8062	CLAMP,LOOP:1/4 TUBE, FUEL INJECTION TUBES CYLINDER NOS.1 AND 3 TO BRACKET MS21919G4 (96906)	BCD EF	EA 2	* * *	* * *	* *		30 3
PA F ZZ	5305-989-7434	SCREW,MACHINE:NO.10-32, 1/2 LG, FUEL INJECTION TUBE CLAMPS,CYLINDER NOS.1 AND 3, TO BRACKET MS35207-263 (96906)	BCD EF	EA 2	* * *	* * *	* *		30 4
R PA F ZZ	4710-860-5417	TUBE ASSEMBLY,METAL:FUEL INJECTOR PUMP TO FUEL INJECTION NOZZLE CYLINDER NO. 1 10889795 (19207)	BCD EF	EA 1	* * *	* * *	* *		30 5
PA F ZZ	2910-860-5418	TUBE ASSEMBLY,METAL:FUEL INJECTOR PUMP TO FUEL INJECTION NOZZLE CYLINDER NO. 2 10889796 (19207)	BCD EF	EA 1	* * *	* * *	* *		30 6
PA F ZZ	2910-861-7070	TUBE ASSEMBLY,METAL:FUEL INJECTOR PUMP TO FUEL INJECTION NOZZLE CYLINDER NO. 3 10889797 (19207)	BCD EF	EA 1	* * *	* * *	* *		30 7
PA F ZZ	5310-088-1251	NUT,SELF-LOCKING,HEXAGON:1/4-20, FUEL INJECTION TUBE CLAMPS,CYLINDER NOS.4, 5 AND 6 TO OIL COOLER HOUSING (2), FUEL INJECTION TUBE CLAMPS 1, 2 AND 3 TO BRACKET (2) MS51922-1 (96906)	BCD EF	EA 4	* * *	* * *	* *		30 8
PA F ZZ	5310-809-4058	WASHER,FLAT:9/32 ID, 5/8 OD, 0.080 THK, FUEL INJECTION TUBE CLAMPS,CYLINDER NOS.1, 2 AND 3, TO BRACKET (2),FUEL INJECTION TUBE CLAMPS, CYLINDER NOS.4, 5 AND 6 TO OIL COOLER HOUSING (4) MS27183-10 (96906)	BCD EF	EA 6	* * *	* * *	* *		30 9

(1)	(2)	(3)	(4)	(5)	(6)	(7)	(8)	(9)	(10)			
Source	FEDERAL	DESCRIPTION	Unit	Qty.	Direct support	General support	1 yr	Depot	ILLUSTRATION			
maint. and	STOCK		of	Inc.	30-day maint.	30-day maint.	Alw.	maint				
recov. code	NUMBER	Reference no. and mfr. code	Usable on code	Issue in	allowance	allowance	Per	Alw.	(a)	(b)		
				Unit	(A)	(B)	100	Per	Figure	Item or		
							Equip.	100	No.	Sym. No		
							Cntgcy.	Equip				
					1-20	21-50	51-100	1-20	21-50	51-100		
							Planning					
0301-CONTINUED												
R PA F ZZ	5340-228-1305	STRAP,RETAINING:CYLINDER NOS.1, 2 AND 3 INJECTION TUBES TO BRACKET (2), CYLINDER NOS. 4, 5 AND 6 INJECTION TUBES TO OIL COOLER HOUSING (1) 10889764 (19207)	BCD EF	EA 3	*	*	*	*	*	*	30	10
N PA F ZZ	2910-410-7650	BOOT,DUST AND MOISTURE SEAL:TUBE ASSEMBLIES FUEL INJECTION 7748832 (19207)	BCD EF	EA 6	*	*	*	*	*	*	30	11
PA F ZZ	2910-228-1309	BRACKET,TUBE CLAMP:FUEL INJECTION TUBE CLAMPS, CYLINDER NOS. 1, 2 AND 3 TO AIR COMPRESSOR 11641684 (19207)	BCD EF	EA 1	*	*	*	*	*	*	30	12
PA F ZZ	5305-071-2239	SCREW,CAP,HEXAGON HEAD:1/4-20, 1 1/2 LG, CYLINDER NOS. 1, 2 AND 3 INJECTION TUBE CLAMPS TO BRACKET (2),CYLINDER NOS. 4, 5 AND 6 INJECTION TUBE CLAMPS TO OIL COOLER HOUSING (2), MS90725-12 (96906)	BCD EF	EA 4	*	*	*	*	*	*	30	13
PA F ZZ	5310-061-7325	NUT, SELF-LOCKING, HEXAGON:1/4-28, FUEL INJECTION TUBE STRAPS AND PADS,CYLINDER NOS. 4, 5 AND 6 TO OIL COOLER HOUSING MS21045-4 (96906)	BCD EF	EA 4	*	*	*	*	*	*	30	14
PA F ZZ	5340-178-6060	STRAP, RETAINING: FUEL INJECTION TUBES,CYLINDERS NOS. 4 AND 5 11610233 (19207)	BCD EF	EA 4	*	*	*	*	*	*	30	15
PA F ZZ	2590-443-4842	PAD, CUSHIONING:FUEL INJECTION TUBES,CYLINDER NOS. 4 AND 5 11610234 (19207)	BCD EF	EA 4	*	*	*	*	*	*	30	16
PA F ZZ	5340-178-6061	STRAP,RETAINING:FUEL INJECTION TUBES, CYLINDER NOS. 5 AND 6 10951419 (19207)	BCD EF	EA 4	*	*	*	*	*	*	30	17
PA F ZZ	2910-930-5962	PAD,TUBE,CLAMP:FUEL INJECTION TUBE, CYLINDER NOS. 5 AND 6 10951418 (19207)	BCD EF	EA 4	*	*	*	*	*	*	30	18
PA F ZZ	2910-861-7071	TUBE ASSEMBLY,METAL:FUEL INJECTOR PUMP TO FUEL INJECTION NOZZLE, CYLINDER NO. 4 10889798 (19207)	BCD EF	EA 1	*	*	*	*	*	*	30	19
PA F ZZ	2910-861-7072	TUBE ASSEMBLY,METAL:FUEL INJECTOR PUMP TO FUEL INJECTION NOZZLE, CYLINDER NO. 5 10889799 (19207)	BCD EF	EA 1	*	*	*	*	*	*	30	20
PA F ZZ	2910-861-7073	TUBE ASSEMBLY,METAL:FUEL INJECTOR PUMP TO FUEL INJECTION NOZZLE, CYLINDER NO. 6 10889800 (19207)	BCD EF	EA 1	*	*	*	*	*	*	30	21
PA F ZZ	5305-267-8974	SCREW,CAP,HEXAGON HEAD:1/4-28, 1 LG, FUEL INJECTION TUBE STRAPS AND PADS, CYLINDERS NOS. 4, 5 AND 6 MS90726-8 (96906)	BCD EF	EA 4	*	*	*	*	*	*	30	22
PA F ZZ	5310-732-0558	NUT,PLAIN,HEXAGON:3/8-16, FUEL INJECTION TUBE CLAMP, CYLINDER NOS. 4, 5 AND 6 TO OIL COOLER HOUSING MS51967-8 (96906)	BCD EF	EA 1	*	*	*	*	*	*	30	23
PA F ZZ	5310-959-4675	WASHER,LOCK:3/8 ID, 0.746 OD, 0.133 THK, FUEL INJECTION TUBE CLAMP,CYLINDER NOS. 4, 5 AND 6,TO OIL COOLER HOUSING MS35340-46 (96906)	BCD EF	EA 1	*	*	*	*	*	*	30	24
PA F ZZ	5310-080-6004	WASHER,PLAT:13/32 ID, 13/16 OD, 0.080 THK, FUEL INJECTION TUBE CLAMP,CYLINDER NOS. 4, 5 AND 6 TO OIL COOLER HOUSING MS27183-14 (96906)	BCD EF	EA 1	*	*	*	*	*	*	30	25
PA F ZZ	5340-181-1620	CLAMP,SPECIAL:FUEL INJECTION TUBES, CYLINDER NOS.4, 5 AND 6 TO OIL COOLER HOUSING 10889763 (19207)	BCD EF	EA 1	*	*	*	*	*	*	30	26
N PA F ZZ	5340-450-5718	CAP AND PLUG SET:PROTECTIVE DUST AND MOISTURE SEAL, ENGINE FUEL SYSTEM 10935405 (19207)	EA	1	*	*	*	*	*	*	31	

(1)	(2)	(3)	(4)	(5)	(6)	(7)	(8)	(9)	(10)	
Source	FEDERAL	DESCRIPTION	Unit	Qty.	Direct support	General support	1 yr	Depot	ILLUSTRATION	
maint. and	STOCK		of	Inc.	30-day maint.	30-day maint.	Alw.	maint		
recov. code	NUMBER	Reference no. and mfr. code	Usable on code	Issue in	allowance	allowance	Per	Alw.	(a)	
				Unit	(A)	(B)	100	Per	Figure	
					(A)	(B)	Equip.	100	No.	
							Cntgcy.	Equip	Item or	
							Planning		Sym. No	
		0301-CONTINUED								
N KF F ZZ		2 CAP,PLUG: TYPE I, SIZE 3 MILC52078 (81349)							31	1
N KF F ZZ		24 CAP,PLUG: TYPE I, SIZE 6 MILC52078 (81349)							31	2
N KF F ZZ		23 CAP,PLUG: TYPE I, SIZE 8 MILC52078 (81349)							31	3
N KF F ZZ		7 CAP,PLUG: TYPE I, SIZE 10 MILC52078 (81349)							31	4
N KF F ZZ		12 CAP,PLUG: TYPE I, SIZE 11 MILC52078 (81349)							31	5
N KF F ZZ		8 CAP, PLUG: TYPE I, SIZE 12 MILC52078 (81349)							31	6
N KF F ZZ		5 CAP,PLUG: TYPE I, SIZE 13 MILC52078 (81349)							31	7
N KF F ZZ		6 CAP,PLUG: TYPE I, SIZE 14 MILC52078 (81349)							31	8
N KF F ZZ		2 CAP,PLUG: TYPE I, SIZE 15 MILC52078 (81349)							31	9
N KF F ZZ		1 CAP,PLUG: TYPE I, SIZE 16 MILC52078 (81349)							31	10
N KF F ZZ		1 CAP,PLUG: TYPE I, SIZE 20 MILC52078 (81349)							31	11
N KF F ZZ		1 CAP,PLUG: TYPE I, SIZE 21 MILC52078 (81349)							31	12
N KF F ZZ		1 CAP,PLUG: TYPE I, SIZE 45 MILC52078 (81349)							31	13
N KF F ZZ		1 CAP,PLUG: TYPE I, SIZE 55 MILC52078 (81349)							31	14
N KF F ZZ		18 PLUG: TYPE II, FORM B, CLASS 1, STYLE C, SIZE 1 MILC52078 (81349)							31	15
N KF F ZZ		10 PLUG: TYPE II, FORM B, CLASS 1, STYLE C, SIZE 2 MILC52078 (81349)							31	16
N KF F ZZ		2 PLUG: TYPE II, FORM B, CLASS 1, STYLE C, SIZE 3 MILC52078 (81349)							31	17
N KF F ZZ		2 CAP: TYPE III, FORM A, CLASS 1, SIZE 6 MILC52078 (81349)							31	18
N KF F ZZ		12 CAP: TYPE III, FORM A, CLASS 1, SIZE 7 MILC52078 (81349)							31	19
N KF F ZZ		18 CAP: TYPE III, FORM A, CLASS 1, SIZE 8 MILC52078 (81349)							31	20
PA F ZZ	2910-246-3997	PARTS KIT, METERING AND DISTRIBUTING	EA	1	*	*	*	*	27	
		FUEL PUMP:FUEL ADJUSTMENT CLOSURE 11610356 (19207)								
XF F ZZ		1 COVER 11610344 (19207)							27	1
C PA F ZZ	5305-247-7065	2 SCREW,CAP,HEXAGON HEAD 11641825-1 (19207)							27	2
C PA F ZZ	5340-598-3442	2 SEAL,METALLIC MS51938-2 (96906)							27	3
KF F ZZ		1 SLEEVE 11610343 (19207)							27	4
PA F ZZ	5365-431-6652	2 SPACER,SLEEVE 11610388 (19207)(USED ON LDS-465-1 ENGINES ONLY)							27	22
PA F ZZ	2910-928-2946	PARTS KIT, FUEL INJECTOR NOZZLE AND HOLDER: 5702743 (19207)	EA	1	*	*	*	*	28	
PA F ZZ	5310-861-1406	1 WASHER,PLAT 7748837 (19207)							28	19
KF F ZZ		2 SHIM 11610008-1 (19207)							28	25
KF F ZZ		2 SHIM 11610008-2 (19207)							28	26
KF F ZZ		2 SHIM 11610008-3 (19207)							28	27
KF F ZZ		2 SHIM 11610008-4 (19207)							28	28
KF F ZZ		2 SHIM 11610008-5 (19207)							28	29

(1) Source maint. and recov. code	(2) FEDERAL STOCK NUMBER	(3) DESCRIPTION  Reference no. and mfr. code	(4) Unit of Issue	(5) Qty. Inc. in Unit	(6) Direct support 30-day maint. allowance (A) (B) (C)	(7) General support 30-day maint. allowance (A) (B) (C)	(8) 1 yr Alw. Per 100 Equip. Cntgcy. Planning	(9) Depot maint Alw. Per 100 Equip	(10) ILLUSTRATION (a) (b) Figure Item or No. Sym. no	
		0302-FUEL LINES								
MO O ZZ		TUBING,PLASTIC:CYLINDER NO. 1 INJECTOR NOZZLE FUEL RETURN TEE TO INJECTION PUMP OVERFLOW VALVE (FABRICATE FROM 4720-135-4424, 1 PC, 27.00 IN LG) 11609976-9 (19207)	EA	1					32	1
PA O ZZ	5340-881-5303	CLAMP,LOOP:1/4 ID, INJECTOR NOZZLE FUEL RETURN TUBE TO COMPRESSOR MS21333-45 (96906)	EA	1	*	*	*	*		2
MO O ZZ		TUBING,PLASTIC: FUEL INJECTOR NOZZLE FUEL RETURN, CYLINDER NOS. 1-2, 2-3, 4-5 AND 5-6 (FABRICATE FROM 4720- 135-4424, 4 PCS, 5.00 IN. LG) 11609976-1 (19207)	EA	4					32	3
N MO O ZZ		TUBING,PLASTIC: FUEL INJECTOR NOZZLE FUEL RETURN, CYLINDER NOS. 3 AND 4 (USE W/RAIL MOUNTED FLAME HEATER) (FABRICATE FROM 4720-135-4424, 1 PC, 5-3/8 IN. LG) 11609976-2 (19207)	EA	1					32	4
N PA O ZZ	4720-135-4424	TUBING,PLASTIC: 11609976 (19207)	FT	V	*	*	*	*		32
MO O ZZ		TUBING,PLASTIC:FUEL INJECTOR NOZZLE FUEL RETURN, CYLINDER NOS. 3-4 (FABRICATE FROM 4720-135-4424, 2 PCS, 2.62 IN. LG) 11609976-16 (19207)	EA	2					32	5
PA O ZZ	4730-124-5626	ELBOW,PIPE TO TUBE:FINAL FUEL FILTER INLET 11641658 (19207)	EA	1	*	*	*	*		6
N PA O ZZ	4730-288-9391	INVERTED NUT,TUBE:PRIMARY AND FINAL FUEL FILTER INLET AND OUTLET ELBOWS 81LB3-8 (30327)	EA	4	*	*	*	*		7
PA O ZZ	5340-282-7505	CLAMP,LOOP:3/8 ID, PRIMARY FUEL FILTER OUTLET TUBE TO TAPPET CHAMBER COVER AND CRANKCASE (1),FINAL FUEL FILTER TO COMPENSATOR TUBE TO TAPPET CHAMBER COVER AND CRANK- CASE (2) MS21333-57 (96906)	EA	3	*	*	*	*		8
MO O ZZ		TUBING,PLASTIC:PRIMARY FUEL FILTER OUTLET TO FINAL FUEL FILTER INLET (FABRICATE FROM 4710-726-5459, 1 PC, 26.00 IN. LG) 10951185-6 (19207)	EA	1					32	9
PA O ZZ	4710-726-5459	TUBING,PLASTIC: 10861278 (19207)	FT	V	*	*	*	*		32
PA O ZZ	4730-900-5573	ELBOW,PIPE TO TUBE:PRIMARY FUEL FILTER INLET AND OUTLET (2), FINAL FILTER OUTLET (1) 10951184 (19207)	EA	3	*	*	*	*		10
C M O ZZ		TUBING,PLASTIC: FINAL FUEL FILTER TO COMPENSATOR (FABRICATE FROM 4710-726-5459, 1 PC, 35.38 IN. LG) 10951185-14 (19207)	EA	1					32	11
PA O ZZ	4730-231-5603	ELBOW,PIPE,STREET:90 DEG, 3/8, PRIMARY FUEL FILTER OUTLET AN914-3 (88044)	EA	1	*	*	*	*		12
PA O ZZ	5305-269-3209	SCREW, CAP, HEXAGON HEAD: 3/8-16, 3/4 LG, PRIMARY FUEL FILTER INLET TUBE CLAMP TO CRANKCASE MS90725-58 (96906)	EA	1	*	*	*	*		13
PA O ZZ	5310-959-4675	WASHER,LOCK: 3/8 ID, 0.746 OD, 0.133 THK, PRIMARY FUEL FILTER INLET TUBE CLAMP TO CRANKCASE MS35340-46 (96906)	EA	1	*	*	*	*		14
PA O ZZ	5340-178-6085	CLAMP,LOOP:PRIMARY FUEL FILTER INLET TUBE TO CRANKCASE 11641635 (19207)	EA	1	*	*	*	*		15

(1)	(2)	(3)	(4)	(5)	(6)	(7)	(8)	(9)	(10)			
Source	FEDERAL	DESCRIPTION	Unit	Qty.	Direct support	General support	1 yr	Depot	ILLUSTRATION			
maint. and	STOCK		of	Inc.	30-day maint.	30-day maint.	Alw.	maint				
recov. code	NUMBER	Reference no. and mfr. code	Usable on code	Issue in	allowance	allowance	Per	Alw.	(a)	(b)		
				Unit	(A)	(B)	100	Per	Figure	Item or		
							Equip.	100	No.	Sym. no		
							Cntgcy.	Equip				
							Planning					
		0302-CONTINUED										
MO O ZZ		TUBE,PLASTIC: FUEL SUPPLY PUMP TO PRIMARY FUEL FILTER (FABRICATE FROM 4710-726-5459, 1 PC, 30.00 IN. LG) 10951185-4 (19207)	A	EA	1	*	*	*	*	*	32	16
PA O ZZ	4710-726-5459	TUBING, PLASTIC: 10861278 (19207)		FT	V	*	*	*	*	*	32	
MO O ZZ		TUBE, PLASTIC: INJECTION OVERFLOW TO FILTER INLET TEE (FABRICATE FROM 4710-726-5459, 1 PC, 30.00 IN. LG) 10951185-4 (19207)	BCD	EA	1						33	1
MO O ZZ		TUBING, PLASTIC: FUEL SUPPLY PUMP TO FILTER INLET (FABRICATE FROM 4710-726-5457, 1 PC, 26.00 IN. LG) 10951185-6 (19207)	BCD	EA	1						33	2
MO O ZZ		TUBE, PLASTIC: FINAL FILTER TO COMPENSATOR (FABRICATE FROM 4710-726-5459, 1 PC, 27.50 IN. LG) 10951185-2 (19207)	BCD	EA	1						33	3
PA O ZZ	4710-726-5459	TUBING, PLASTIC: 10861278 (19207)		FT	V	*	*	*	*	*	33	
PA O ZZ	4730-900-5573	ELBOW, PIPE TO TUBE: FUEL FILTER INLET AND OUTLET 10951184 (19207)	BCD	EA	2	*	*	*	*	*	33	4
N PA O ZZ	4730-288-9391	INVERTED NUT, TUBE: FUEL FILTER INLET AND OUTLET ELBOWS (2), FUEL INJECTION PUMP OVERFLOW RETURN ELBOW TO FILTER TEE (1) 81LB3-8 (30327)	BCD	EA	3	*	*	*	*	*	33	5
PA O ZZ	4730-088-8666	TEE,PIPE: 1/4-18, FEMALE ENDS, 1/4-18 NPTF MALE SIDE, FUEL FILTER FUEL RETURN 444134 (21450)	BCD	EA	1	*	*	*	*	*	33	6
PA O ZZ	4730-277-5553	ELBOW, PIPE: 90 DEG,1/4-18,FUEL FILTER RETURN TEE TO TANK 120499 (21450)	BF	EA	1	*	*	*	*	*	33	7
C PA O ZZ	4730-203-2866	ELBOW, PIPE TO TUBE:1 FUEL INJECTOR PUMP OVERFLOW RETURN TO FILTER TEE 10951182 (19207)	BCD	EA	1	*	*	*	*	*	33	8
PA O ZZ	5310-959-4675	WASHER, LOCK: 3/8 ID, 0.746 OD, 0.133 THK, FUEL FILTER INLET TUBE CLAMP TO CRANKCASE (1), FUEL INJECTOR OVERFLOW AND FUEL RETURN TUBE TO CRANKCASE (1), TAPPET CHAMBER COVER THROUGH FILTER HEAD TO CRANKCASE (3) MS35340-46 (96906)	BCD	EA	5	*	*	*	*	*	33	9
PA O ZZ	5310-732-0558	NUT, PLAIN, HEXAGON: 3/8-16, FUEL FILTER THROUGH TAPPET CHAMBER COVER TO CRANKCASE MS51967-8 (96906)	BCD	EA	3	*	*	*	*	*	33	10
PA O ZZ	5305-269-3208	SCREW, CAP, HEXAGON HEAD: 3/8-16, 5/8 LG, FUEL FILTER INLET TUBE CLAMP TO CRANKCASE (1), FUEL INJECTOR OVERFLOW AND FUEL RETURN TUBE CLAMP TO CRANKCASE (1) MS90725-57 (96906)	BCD	EA	2	*	*	*	*	*	33	11
PA O ZZ	5340-282-7505	CLAMP, LOOP: 3/8ID, FUEL FILTER INLET TUBE TO CRANKCASE (1), FUEL INJECTOR OVERFLOW AND FUEL RETURN TUBE TO CRANKCASE (1) MS21333-57 (96906)	BCD	EA	2	*	*	*	*	*	33	12
N PA O ZZ	5340-057-3053	CLAMP, LOOP: 3/4ID, FLAME HEATER FUEL SUPPLY TUBE, FUEL SUPPLY PUMP AND FUEL FILTER INLET HOSE TO CRANKCASE 573053 (21450)	F	EA	1	*	*	*	*	*	34	1
	5305-269-3206	SCREW, CAP, HEXAGON HEAD: 3/8-16, 1/2 LG, FLAME HEATER FUEL SUPPLY TUBE, FUEL SUPPLY PUMP AND FUEL FILTER INLET HOSE CLAMP TO CRANKCASE MS90725-55 (96906)	F	EA	1	*	*	*	*	*	34	2

TM9-2815-210-34P		(1)	(2)	(3)	(4)	(5)	(6)			(7)			(8)	(9)	(10)	
Source	FEDERAL	DESCRIPTION	Reference no. and mfr. code	Usable on code	Unit of Issue	Qty. in Unit	Direct 30-day maint. allowance	30-day maint. allowance (B)	30-day maint. allowance (C)	General support 30-day maint. allowance (A)	General support 30-day maint. allowance (B)	General support 30-day maint. allowance (C)	1 yr Alw. Per 100 Equip. Cntgcy. Planning	Depot maint Alw. Per 100 Equip	(a) Figure No.	(b) Item or Sym. no
0302-CONTINUED																
N PA O ZZ	5310-637-9541	WASHER, LOCK: 3/8 ID, 0.683 OD, 0.094 THK, FLAME HEATER FUEL SUPPLY TUBE, FUEL SUPPLY PUMP AND FUEL FILTER INLET HOSE CLAMP TO CRANKCASE MS35338-46 (96906)	F	EA	1	*	*	*	*	*	*	*			34	3
N PA O ZZ	4720-078-9783	HOSE ASSEMBLY, NONMETALLIC: FUEL FILTER OUTLET ELBOW TO FUEL CONTROL HOUSING INLET TEE 10935237-1	F	EA	1	*	*	*	*	*	*	*			34	4
N PA O ZZ	4730-278-3676	ELBOW, PIPE TO TUBE: FUEL, FILTER INLET MS20822-6B (96906)	F	EA	1	*	*	*	*	*	*	*			34	5
N PA O ZZ	4730-223-9255	COUPLING, PIPE: 1/4, 1 1/8 LG, FUEL FILTER OUTLET TO COMPENSATOR INLET (USE W/FILTER ASSEMBLY 10935266, PUMP ASSEMBLY 10935498 AND COMPENSATOR 10951200) AN910-2 (88044)	F	EA	1	*	*	*	*	*	*	*			34	6
N PA O ZZ	4730-203-2866	ELBOW, PIPE TO TUBE: FUEL FILTER OUTLET TO COMPENSATOR INLET (USE W/FILTER ASSEMBLY 10935266, PUMP ASSEMBLY 10935498 AND COMPENSATOR 10951200) 10951182	F	EA	1	*	*	*	*	*	*	*			34	7
N MO O ZZ		TUBE, PLASTIC: FUEL FILTER OUTLET TO COMPENSATOR INLET (FABRICATE FROM 4710-726-5459, 1 PC, 15.50 IN. LG) (USE W/FILTER ASSEMBLY 10935266, PUMP ASSEMBLY 10935498 AND COMPENSATOR 10951200) 10951185-11 (19207)	F	EA	1										34	8
N PA O ZZ	4710-726-5459	TUBING, PLASTIC: 10861278 (19207)	F	FT	V	*	*	*	*	*	*	*			34	
N PA O ZZ	4720-078-7024	HOSE ASSEMBLY, NONMETALLIC: FUEL INJECTION SUPPLY PUMP OUTLET ELBOW TO FUEL FILTER INLET ELBOW 10935237-2 (19207)	F	EA	1	*	*	*	*	*	*	*			34	9
N PA O ZZ	4730-835-9072	ELBOW, PIPE TO TUBE: FUEL FILTER OUTLET 9402877 (19207)	F	EA	1	*	*	*	*	*	*	*			34	10
0305-TURBOCHARGER																
KF F ZZ		GASKET: TURBOCHARGER TO EXHAUST MANIFOLD 11641832 (19207)	ABE	EA	1		SEE SETS 5330-460-2572 AND 5330-103-1980								35	1
PA O ZZ	2990-856-2905	GASKET: TURBOCHARGER OIL INLET 7383446 (19207)	AB	EA	1	*	*	*	*	*	*	*			35	2
N N PA O ZZ	5330-001-2038	GASKET: TURBOCHARGER OIL INLET 11642113 (19207)	E	EA	1	*	*	*	*	*	*	*			35	2
PA O ZZ	4730-925-8176	ADAPTER, STRAIGHT, FLANGE TO TUBE: TURBOCHARGER OIL INLET 10951285 (19207)	AB	EA	1	*	*	*	*	*	*	*			35	3
N PA O ZZ	4730-262-9327	ADAPTER, STRAIGHT, FLANGE TO TUBE: TURBOCHARGER OIL INLET 11642114 (19207)	E	EA	1	*	*	*	*	*	*	*			35	3
PA O ZZ	5310-959-4675	WASHER, LOCK: 3/8 ID, 0.746 OD, 0.133 THK, TURBOCHARGER OIL INLET TUBE(2), TURBOCHARGER OIL OUTLET TUBE (2) MS35340-46 (96906)	AB	EA	4	*	*	*	*	*	*	*			35	4
N PA O ZZ	5310-959-4679	WASHER, LOCK: 5/16 ID, 0.627 OD, 0.118 THK, TURBOCHARGER OIL INLET TUBE MS35340-45 (96906)	E	EA	2	*	*	*	*	*	*	*			35	4
PA O ZZ	5310-959-4675	WASHER, LOCK: 3/8 ID, 0.746 OD, 0.133 THK, TURBOCHARGER OIL OUTLET TUBE MS35340-6 (96906)	E	EA	2	*	*	*	*	*	*	*			35	4

TM9-2815-210-34P		(1)	(2)	(3)		(4)	(5)	(6)			(7)			(8)	(9)	(10)	
Source	FEDERAL	DESCRIPTION	Reference no. and mfr. code	Usable on code	Unit of Issue	Qty. Inc. in Unit	Direct support 30-day maint. allowance	30-day maint. allowance			General support 30-day maint. allowance			1 yr Alw. Per 100 Equip. Cntgcy. Planning	Depot maint Alw. Per 100 Equip	ILLUSTRATION	
maint. and recov. code	STOCK NUMBER						(A)	(B)	(C)	(A)	(B)	(C)			(a)	(b)	
							1-20	21-50	51-100	1-20	21-50	51-100			Figure No.	Item or Sym. no	
0305-CONTINUED																	
PA O ZZ	5305-269-3210	SCREW, CAP, HEXAGON HEAD: 3/8-16, 7/8 LG. TURBOCHARGER OIL INLET TUBE (2), TURBOCHARGER OIL OUTLET TUBE (2) MS90725-59 (96906)	AB	EA	4	*	*	*	*	*	*	*			35	5	
N PA O ZZ	5305-225-8499	SCREW, CAP, HEXAGON HEAD: 5/16-18, 1 LG. TURBOCHARGER OIL INLET TUBE MS90725-34 (96906)	E	EA	2	*	*	*	*	*	*	*			35	5	
N PA O ZZ	5305-269-3212	SCREW, CAP, HEXAGON HEAD: 3/8-16, 1 1/8 LG. TURBOCHARGER OIL OUTLET TUBE MS90725-61 (96906)	E	EA	2	*	*	*	*	*	*	*			35	5	
C PA O ZZ	4730-152-1595	FITTING, SLEEVE: 1/2 TUBE, TURBOCHARGER OIL INLET TUBE TO ADAPTER MS39212-6 (96906)	ABE	EA	1	*	*	*	*	*	*	*			35	6	
PA O ZZ	4730-278-5496	NUT, TUBE COUPLING: 1/2 TUBE, TURBOCHARGER OIL INLET TUBE TO ADAPTER MS39210-6 (96906)	ABE	EA	1	*	*	*	*	*	*	*			35	7	
PA O ZZ	2990-925-3981	TUBE, BENT STEEL: TURBOCHARGER OIL INLET 10951248 (19207)	AB	EA	1	*	*	*	*	*	*	*			35	8	
N PA O ZZ	4710-087-5407	TUBE, BENT STEEL: TURBOCHARGER OIL INLET 11642109 (19207)	E	EA	1	*	*	*	*	*	*	*			35	8	
PA O ZZ	4730-944-7048	ELBOW, PIPE TO TUBE: 90 DEG, 1/2 TUBE, 3/8 PIPE, TURBOCHARGER OIL INLET TUBE TO CRANKCASE MS39202-8 (96906)	ABE	EA	1	*	*	*	*	*	*	*			35	9	
PA F ZZ		CLAMP, HOSE: TURBOCHARGER TO INTAKE MANIFOLD HOSE 7748839-4 (19207)	AB	EA	2	*	*	*	*	*	*	*			35	10	
N PA F ZZ	4730-087-5644	CLAMP, LOOP: TURBOCHARGER TO INTAKE MANIFOLD 7748839-5 (19207)	E	EA	2	*	*	*	*	*	*	*			35	10	
C PA F ZZ	4720-075-3328	HOSE, AIR DUCT: TURBOCHARGER TO INTAKE MANIFOLD ELBOW (FABRICATE FROM 4720-075-3328, 1 PC, 2.75 IN. LG) 10935282 (19207)	AB	EA	1	*	*	*	*	*	*	*			35	11	
N PA F ZZ	4720-432-1334	HOSE, AIR DUCT: TURBOCHARGER TO INTAKE MANIFOLD ELBOW 10935282-1 (19207)	E	EA	1	*	*	*	*	*	*	*			35	11	
PA F HH	2950-148-7985	TURBOCHARGER, RECIPROCATING, ENGINE: (SEE TM 922990-201-45 FOR COMPONENT PARTS) 11641831 (19207)	A	EA	1	*	*	*	*	*	*	*			35	12	
R PA F HH	2950-999-2275	TURBOCHARGER ASSEMBLY: (SEE TM 9-2990-210-45 FOR COMPONENT PARTS) 10945184 (19207)	B	EA	1	*	*	*	*	*	*	*			35	12	
N PA F HH	2950-148-7985	TURBOCHARGER, RECIPROCATING, ENGINE: (SEE TM 9-2990-201-45 FOR COMPONENT PARTS) 11668459 (19207)	E	EA	1	*	*	*	*	*	*	*			35	12	
PA O ZZ	2990-856-2906	GASKET: TURBOCHARGER OIL OUTLET 7748858 (19207)	AB	EA	1	*	*	*	*	*	*	*			35	13	
N PA O ZZ	5330-495-5335	GASKET: TURBOCHARGER OIL OUTLET 11642115 (19207)	E	EA	1	*	*	*	*	*	*	*			35	13	
PA O ZZ	2990-925-3977	TUBE ASSEMBLY, METAL: TURBOCHARGER OIL DRAIN 10951247 (19207)	AB	EA	1	*	*	*	*	*	*	*			35	14	
N PA O ZZ	4710-087-5138	TUBE ASSEMBLY, METAL: TURBOCHARGER OIL DRAIN 11642107 (19207)	E	EA	1	*	*	*	*	*	*	*			35	14	
PA O ZZ	4730-277-8418	CLAMP, HOSE: 1 7/32 TO 1 7/16 ID, TURBOCHARGER OIL DRAIN HOSE TO TUBE 105475 (21450)	ABE	EA	2	*	*	*	*	*	*	*			35	15	
C PA O ZZ	4720-924-6110	HOSE NONMETALLIC: TURBOCHARGER OIL DRAIN TUBE TO ADAPTER (FABRICATE FROM 4720-278-1113, 1 PC, 4.00 IN. LG) 8357973	ABE	EA	1	*	*	*	*	*	*	*			35	16	

(1)	(2)	(3)	(4)	(5)	(6)	(7)	(8)	(9)	(10)	
Source	FEDERAL	DESCRIPTION	Unit	Qty.	Direct support	General support	1 yr	Depot	ILLUSTRATION	
maint. and	STOCK		of	Inc.	30-day maint.	30-day maint.	Alw.	maint		
recov. code	NUMBER	Reference no. and mfr. code	Usable on code	Issue in	allowance	allowance	Per	Alw.	(a)	
				Unit	(A)	(B)	100	Per	Figure	
					(A)	(B)	Equip.	100	No.	
					(A)	(B)	Cntgcy.	Equip	Sym. or	
					1-20	21-50	Planning		Item or	
					51-100	1-20			No.	
						21-50			Figure	
						51-100			(b)	
									Item or	
									Sym. or	
									No.	
									Figure	
									(a)	
									Per	
									100	
									Equip.	
									Cntgcy.	
									Planning	
0305-CONTINUED										
C PA O ZZ	4720-278-1113	HOSE, RUBBER: 1.00 IN. ID, MIL-H-6000 (81349)	ABE	FT	V	*	*	*	*	35
C PA O ZZ	4730-287-1887	ADAPTER, STRAIGHT, PIPE TO HOSE: TURBOCHARGER OIL DRAIN TUBE HOSE 90 (01292)	ABE	EA	1	*	*	*	*	35
PA F ZZ	5310-791-9525	NUT, SELF-LOCKING, HEXAGON: TURBOCHARGER TO EXHAUST MANIFOLD 11641656	ABE	EA	4	*	*	*	*	35
PA O ZZ	4730-944-7048	ELBOW, PIPE TO TUBE: 90 DEG, 1/2 TUBE, 3/8 PIPE, TURBOCHARGER OIL INLET TUBE TO CRANKCASE MS39202-8 (96906)	F	EA	1	*	*	*	*	36
N PA O ZZ	2815-912-3015	TUBE ASSEMBLY: TURBOCHARGER OIL INLET 10951279 (19207)	F	EA	1	*	*	*	*	36
PA O ZZ	5305-269-3210	SCREW, CAP, HEXAGON HEAD: 3/8-16, 7/8 LG, TURBOCHARGER OIL INLET TUBE (2), TURBOCHARGER OIL OUTLET TUBE (2) MS90725-59 (95906)	F	EA	4	*	*	*	*	36
PA O ZZ	5310-959-4675	WASHER, LOCK: 3/8 ID, 0.746 OD, 0.133 THK, TURBOCHARGER OIL INLET TUBE (2), TURBOCHARGER OIL OUTLET TUBE (2) MS35340-46 (96906)	F	EA	4	*	*	*	*	36
N PA O ZZ	4730-912-9115	ELBOW, PIPE TO TUBE: 90 DEG, 3/8 TURBOCHARGER OIL INLET ADAPTER TO INLET TUBE MS39200-6 (96906)	F	EA	1	*	*	*	*	36
N PA O ZZ	4730-912-9116	ADAPTER, STRAIGHT: TURBOCHARGER OIL INLET 10951280 (19207)	F	EA	1	*	*	*	*	36
PA O ZZ	2990-856-2905	GASKET: TURBOCHARGER OIL INLET 7383446 (19207)	F	EA	1	*	*	*	*	36
PA F ZZ	4730-803-8368	CLAMP HOSE: TURBOCHARGER TO INTAKE MANIFOLD HOSE 7748839-4 (19207)	F	EA	2	*	*	*	*	36
N PA F ZZ	4720-075-3328	HOSE, AIR DUCT: TURBOCHARGER TO INTAKE MANIFOLD ELBOW (FABRICATE FROM 4720-075-328, 1 PC, 2.75 IN. LG) 10935282	F	EA	1					36
KF F ZZ		GASKET: TURBOCHARGER TO EXHAUST MANIFOLD 11641832 (19207)	F	EA	1	SEE SETS				36
N PA F FF	2990-074-8930	TURBOCHARGER, COMPRESSION RECIPRO-CATING ENGINE: (REFER TO TM 9-2990-201-45 FOR COMPONENT PARTS) 10935279 (19207)	F	EA	1	*	*	*	*	36
PA O ZZ	2990-856-2906	GASKET: TURBOCHARGER OIL OUTLET 7748858 (19207)	F	EA	1	*	*	*	*	36
N PA O ZZ	2990-066-2550	TUBE ASSY, METAL: TURBOCHARGER OIL DRAIN 10935280 (19207)	F	EA	1	*	*	*	*	36
PA O ZZ	4730-277-8418	CLAMP, HOSE: 1 7/32 TO 1 7/16 ID, TURBOCHARGER OIL DRAIN HOSE TO TUBE 105475 (24617)	F	EA	2	*	*	*	*	36
C PA O ZZ	4720-924-6110	HOSE, NONMETALLIC: TURBOCHARGER OIL DRAIN TUBE TO ADAPTER (FABRICATE FROM 4720-278-1113, 1 PC, 4.00 IN. LG) 8357973 (19207)	F	EA	1	*	*	*	*	36
C PA O ZZ	4720-278-1113	HOSE, RUBBER: 1.000 IN. ID MIL-H-6000 (81349)	F	FT	V	*	*	*	*	36
N PA O ZZ	4730-287-1887	ADAPTER, STRAIGHT, PIPE TO HOSE: TURBOCHARGER OIL DRAIN HOSE 90 (01292)	F	EA	1	*	*	*	*	36
PA F ZZ	5310-791-9525	NUT, SELF-LOCKING, HEXAGON: TURBOCHARGER TO EXHAUST MANIFOLD 11641656 (19207)	F	EA	4	*	*	*	*	36
N PA F ZZ	5330-899-4481	GASKET: TURBOCHARGER EXHAUST ELBOW INNER 10889768 (19207)	F	EA	1	*	*	*	*	36



(1)	(2)	(3)	(4)	(5)	(6)	(7)	(8)	(9)	(10)	
Source	FEDERAL	DESCRIPTION	Unit	Qty.	Direct support	General support	1 yr	Depot	ILLUSTRATION	
maint. and	STOCK		of	Inc.	30-day maint.	30-day maint.	Alw.	maint		
recov. code	NUMBER	Reference no. and mfr. code	Issue	in	allowance	allowance	Per	Alw.	(a)	
			Usable on code	Unit	(A)	(B)	100	Per	Figure	
					(C)	(C)	Equip.	100	No.	
							Cntgcy.	Equip	Sym. or	
					1-20	21-50	51-100	Planning	Item No	
									or	
									no	
0305-CONTINUED										
N PA F ZZ	2990-860-2335	ELBOW, EXHAUST: TURBOCHARGER 7748883 (19207)	F	EA	1	*	*	*	36	19
N PA F ZZ	5310-761-6882	NUT, PLAIN, HEXAGON: 1/4-2, TURBOCHARGER EXHAUST ELBOW TO ELBOW SUPPORT MS51967-2 (96906)	F	EA	3	*	*	*	36	20
N PA F ZZ	5310-682-5930	WASHER, LOCK: 1/4 ID, 0.539 OD, 0.094 THK, TURBOCHARGER EXHAUST ELBOW TO ELBOW SUPPORT MS35340-44 (96906)	F	EA	3	*	*	*	36	21
N PA F ZZ	5330-899-4482	GASKET: TURBOCHARGER EXHAUST ELBOW OUTER 10889769 (19207)	F	EA	1	*	*	*	36	22
N PA F ZZ	2815-228-8023	SUPPORT, EXHAUST ELBOW: TURBOCHARGER 10889778 (19207)	F	EA	1	*	*	*	36	23
N PA F ZZ	5305-958-5246	SCREW,MACHINE: 1/4-20, 3/4 LG, TURBOCHARGER EXHAUSE ELBOW TO ELBOW SUPPORT MS35190-289 (96906)	F	EA	3	*	*	*	36	24
N PA F ZZ	5310-959-4675	WASHER, LOCK: 3/8 ID, 0.746 OD, 0.133 THK, TURBOCHARGER EXHAUST ELBOW SUPPORT TO CRANKCASE MS35340-46 (96906)	F	EA	3	*	*	*	36	25
N PA F ZZ	5305-269-3209	SCREW, CAP, HEXAGON HEAD: 3/8-16, 3/4 LG, TURBOCHARGER EXHAUST ELBOW SUPPORT TO CRANKCASE MS90725-58 (96906)	F	EA	3	*	*	*	36	26
N PA F ZZ	5305-576-5417	SCREW, CAP, HEXAGON HEAD: 1 1/8-7, 4 1/2 LG, EXHAUST ELBOW OR ADAPTER TO TURBOCHARGER MS35307-360 (96906)	F	EA	6	*	*	*	36	27
N PA F ZZ	5340-909-2503	LOCKINGPLATE, NUT AND BOLT: EXHAUST ELBOW OR ADAPTER TO TURBOCHARGER 10951310 (19207)	F	EA	3	*	*	*	36	28
N PA F ZZ	4730-216-5397	ADAPTER, EXHAUST PIPE: TURBOCHARGER 11608765 (19207)	F	EA	1	*	*	*	36	29
PA F ZZ	5330-460-2572	GASKET SET: TURBOCHARGER MOUNTING 5702791 (19207)	AB	EA	1	*	*	*	35	
KF F ZZ		1 GASKET 11641832 (19207)	AB						35	1
PA F ZZ	2990-856-2905	1 GASKET 7383446 (19207)	AB						35	2
PA F ZZ	2990-856-2906	1 GASKET 7748858 (19207)	AB						35	13
N PA F ZZ	5330-103-1980	GASKET SET: TURBOCHARGER MOUNTING 5704392 (19207)	E	EA	1	*	*	*	35	
PA F ZZ		1 GASKET 611641832 (19207)	E						35	1
N PA F ZZ	5330-001-2038	1 GASKET 11642113 (19207)	E						35	2
N PA F ZZ	5330-495-5335	1 GASKET 11642115 (19207)	E						35	13
N PA F ZZ	2990-089-2122	GASKET SET: TURBOCHARGER MOUNTING 5702704 (19207)	F	EA	1	*	*	*	36	
PA F ZZ	2990-856-2905	1 GASKET 7383446 (19207)	F						36	7
KF F ZZ		1 GASKET 11641832 (19207)	F						36	10
PA F ZZ	2990-856-2906	1 GASKET 7748858 (19207)	F						36	12
N PA F ZZ	5330-899-4481	1 GASKET 10889768 (19207)	F						36	18
N PA F ZZ	5330-899-4482	1 GASKET 10889769 (19207)	F						36	22
0309-FUEL FILTERS										
PA F ZZ	2910-492-8147	BRACKET ASSEMBLY: FUEL FILTER, PRIMARY 11610438 (19207)	A	EA	1	*	*	*	37	1
PA F ZZ	5310-880-7744	NUT, PLAIN, HEXAGON: 5/16-18, FINAL FUEL FILTER BRACKET CLAMPS MS51967-5 (96906)	A	EA	2	*	*	*	37	2

(1) Source maint. and recov. code	(2) FEDERAL STOCK NUMBER	(3) DESCRIPTION  Reference no. and mfr. code	(4) Unit Usable on code	(5) Qty. Inc. Unit	(6) Direct support of 30-day maint. allowance (A) (B) (C)	(7) General support 30-day maint. allowance (A) (B) (C)	(8) 1 yr Alw. Per 100 Equip. Cntgcy. Planning	(9) Depot maint Alw. Per 100 Equip	(10) ILLUSTRATION (a) (b) Figure No. Item or Sym. No
0309-CONTINUED									
PA F ZZ	5310-880-7744	NUT, PLAIN, HEXAGON: 5/16-18 PRIMARY FUEL FILTER BRACKET CLAMPS MS51967-5 (96906)	A	EA 2	* * *	* * *	* *		37 2
PA F ZZ	5310-959-4679	WASHER, LOCK: 5/16 ID, 0.627 OD, 0.118 THK, FINAL FUEL FILTER BRACKET CLAMPS MS35340-45 (96906)	A	EA 2	* * *	* * *	* *		37 3
PA F ZZ	5310-959-4679	WASHER, LOCK: 5/16 ID, 0.627OD, 0.118 THK, PRIMARY FUEL FILTER BRACKET CLAMPS MS35340-45 (96906)	A	EA 2	* * *	* * *	* *		37 3
PA F ZZ	5306-225-9081	BOLT, MACHINE: 5/16-18, 1 1/4 LG, FINAL FUEL FILTER BRACKET CLAMPS MS90725-36 (96906)	A	EA 2	* * *	* * *	* *		37 4
PA F ZZ	5306-225-9081	BOLT, MACHINE: 5/16-18 1 1/4 LG, PRIMARY FUEL FILTER BRACKET CLAMPS MS90725-36 (96906)	A	EA 2	* * *	* * *	* *		37 4
XA F ZZ		BRACKET, FUEL FILTER: PRIMARY 11610438-1 (19207)	A	EA 1					37 5
N PA F ZZ		BUMPER, RUBBER: PRIMARY FUEL FILTER BRACKET 11642057 (19207)	A	EA 1	* * *	* * *	* *		37 6
N PA F ZZ		BUMPER, RUBBER: FINAL FUEL FILTER BRACKET 11642057 (19207)	A	EA 1	* * *	* * *	* *		37 6
PA O ZZ	2910-134-4541	FILTER, FULID, PRESSURE: FUEL 11610297 (19207)	A	EA 2	* * *	* * *	* *		37 7
XA O ZZ		HEAD: FUEL FILTER 11641745 (19207)	A	EA 2					37 8
PA O ZZ	2910-930-5960	VALVE, BLEEDER, FUEL FILTRE: 10951003 (19207)	A	EA 2	* * *	* * *	* *		37 9
PA O ZZ	5305-269-3215	SCREW, CAP, HEXAGON HEA: 3/8-16, 1 3/4 LG, FUEL FILTER HEAD TO FUEL FILTER BODY MS90725-65 (96906)	A	EA 2	* * *	* * *	* *		37 10
PA O ZZ	5310-080-6004	WASHER, FLAT: 13/32 ID, 13/16 OD, 0.080 THK, FUEL FILTER HEAD TO FUEL FILTER BODY MS27183-14 (96906)	A	EA 2	* * *	* * *	* *		37 11
KF O ZZ		GASKET: FUEL FILTER HEAD TO FUEL FILTER BODY 11641857 (19207)	A	EA 2	SEE KIT 2910-134-7835				37 12
KF O ZZ		GASKET: FUEL FILTER HEAD TO FILTER BODY 11641744 (19207)	A	EA 2	SEE KIT				37 13
KF O ZZ		FILTER, ELEMENT: 11610298 (19207)	A	EA 2	SEE KIT				37 14
PA O ZZ	5330-248-3850	PACKING, PREFORMED: 0/737 ID, FUEL FILTER ELEMENT RETAINER MS29513-116 (96906)	A	EA 2	* * *	* * *	* *		37 15
XA O ZZ		RETAINER ASSEMBLY: FUEL FILTER 11641868 (19207)	A	EA 2					37 16
XA O ZZ		SPRING, HELICAL, COMPRESSION: FUEL FILTER ELEMENT 11641867 (19207)	A	EA 2					37 17
XA O ZZ		BODY ASSEMBLY, FUEL FILTER: 11641746 (19207)	A	EA 2					37 18
PA F ZZ	2910-492-8148	BRACKET ASSEMBLY: FINAL FUEL FILTER AND REAR LIFTING EYE 11610437 (19207)	A	EA 1	* * *	* * *	* *		37 19
XA F ZZ		BRACKET, FUEL FILTER AND LIFTING EYE, REAR: 11610437-1 (19207)	A	EA 1					37 20
PA O ZZ	4820-384-0253	COCK: FUEL FILTER DRAIN, PRIMARY FILTER (1), FINAL FILTR (1) A6850 (79470)	A	EA 2	* * *	* * *	* *		37 21
PA O ZZ	5310-582-5965	WASHER, LOCK: 1/4 ID, 0.489 OD, 0.062 THK, FINAL FUEL FILTER DRAIN TUBE CLMP TO FLYWHEEL HOUSING MS35338-44 (96906)	A	EA 1	* * *	* * *	* *		37 22
PA O ZZ	5305-225-3838	SCREW, CAP, HEXAGON HEAD: 1/4-20, 9/16 LG, FINAL FUEL FILTER DRAIN TUBE CLAMP TO FLYWHEEL HOUSING MS90725-4 (96906)	A	EA 1	* * *	* * *	* *		37 23

(1)	(2)	(3)	(4)	(5)	(6)	(7)	(8)	(9)	(10)			
Source	FEDERAL	DESCRIPTION	Unit	Qty.	Direct support	General support	1 yr	Depot	ILLUSTRATION			
maint. and	STOCK		of	Inc.	30-day maint.	30-day maint.	Alw.	maint				
recov. code	NUMBER	Reference no. and mfr. code	Issue	in	allowance	allowance	Per	Alw.	(a)			
			Unit	Unit	(A)	(B)	100	Per	Figure			
		Usable on code			(C)	(A)	Equip.	100	Item or			
						(B)	Cntgcy.	Equip	Sym. no			
						(C)	Planning					
					1-20	21-50	51-100	1-20	21-50			
0309-CONTINUED												
PA O ZZ	5340-282-7505	CLAMP, LOOP: 3/8 ID, FINAL FUEL FILTER DRAIN TUBE TO FLYWHEEL HOUSING MS21333-57 (96906)	A	EA	1	*	*	*	*		37	24
MO O ZZ		TUBING, PLASTIC: FINAL FUEL FILTER DRAIN (FABRICATE FROM 4720-135-4424, 1 PC, 23.00 IN LG) 11609976-7 (19207)	A	EA	1						37	25
PA O ZZ	4720-135-4424	TUBING PLASTIC: 11609976 (19207)	A	FT	V	*	*	*	*		37	
PA F ZZ	4730-221-2138	PLUG, PIPE: 3/8 FUEL FILTER HEAD MACHINING HOLE MS20913-3S (96906)	NCD	EA	1	*	*	*	*		38	1
XA O ZZ		HEAD, FILTER: FUEL 10935628 (19207)	BCD	EA	1						38	2
PA F ZZ	4820-177-0015	VALVE, FUEL, SAFETY RELIEF: FUEL FILTER PRESSURE 10935636 (19207)	BCD	EA	1	*	*	*	*		38	3
PA F ZZ	5340-178-1409	SPRING, HELICAL, COMPRESSION: FUEL FILTER PRESSURE RELIEF VALVE 10935637 (19207)	BCD	EA	1	*	*	*	*		38	4
PA F ZZ	5330-599-2934	PACKING, PREFORMED: 0.487ID, FUEL FILTER RELIEF VALVE PLUGS MS28775-112 (96906)	BCD	EA	1	*	*	*	*		38	5
PA F ZZ	5365-178-1404	PLUG, MACHINE THREAD: PRESSURE RELIEF VALVE, FUEL FILTER 10935638 (19207)	BCD	EA	1	*	*	*	*		38	6
PA O ZZ	2910-930-5960	VALVE, BLEEDER, FUEL FILTER: 10951003 (19207)	BCD	EA	1	*	*	*	*		38	7
R PA O ZZ	5310-177-8092	NUT, SLEEVE: FUEL FILTER HEAD 10935635 (19207)	BCD	EA	2	*	*	*	*		38	8
KF O ZZ		WASHER, FLAT: FUEL FILTER HEAD TO FUEL FILTER BODY 10935483 (19207)	BCD	EA	2						38	9
KF O ZZ		GASKET: FUEL FILTER HEAD TO FILTER BODY SLEEVE NUT 10935481 (19207)	BCD	EA	2						38	10
KF O ZZ		GASKET: FUEL FILTER HEAD 10935482 (19207)	BCD	EA	2						38	11
KF O ZZ		FILTER, ELEMENT: 11610298 (19207)	BCD	EA	2						38	12
XA O ZZ		CUP, FLUID FILTER ELEMENT: 10935634 (19207)	BCD	EA	2						38	13
PA O ZZ	5330-585-6663	PACKING, PREFORMED: 0.362 ID, FILTER ELEMENT CUP MS28775-110 (96906)	BCD	EA	2	*	*	*	*		38	14
PA O ZZ	5310-167-0821	WASHER, FLAT: 25/64 ID, 5/8 OD, 1/16 THK, FUEL FILTER CUP AND SPRING AN960-616 (88044)	BCD	EA	2	*	*	*	*		38	15
XA O ZZ		SPRING, FILTER ELEMENT: 10935633 (19207)	BCD	EA	2						38	16
PA O ZZ	5315-829-1326	PIN, COTTER: 3/64 OD, 3/4 LG, FUEL FILTER ELEMENT CUP MS24665-71 (96906)	BCD	EA	2	*	*	*	*		38	17
XA O ZZ		FILTER BODY ASSEMBLY: FUEL FILTER 11609953 (19207)	BCD	EA	2						38	18
C PA F ZZ	3110-887-5524	BALL, BEARING: 1/2 DIA, PRESSURE RELIEF VALVE MS19061-15 (96906)	BCD	EA	1	*	*	*	*		38	19
C PA F ZZ	5360-252-8242	SPRING, HELICAL, COMPRESSION: FUEL FILTER PRESSURE RELIEF VALVE 11602308 (19207)	BCD	EA	1	*	*	*	*		38	20

(1) Source maint. and recov. code	(2) FEDERAL STOCK NUMBER	(3) DESCRIPTION  Reference no. and mfr. code	(4) Unit of Issue	(5) Qty. Inc. in Unit	(6) Direct support 30-day maint. allowance (A) (B) (C)	(7) General support 30-day maint. allowance (A) (B) (C)	(8) 1 yr Alw. Per 100 Equip. Cntgcy. Planning	(9) Depot maint Alw. Per 100 Equip	(10) ILLUSTRATION (a) (b) Figure Item or No. Sym. no
0309-CONTINUED									
R PA F ZZ	5330-362-9443	GASKET: FUEL FILTER RELIEF VALVE PLUG 7005621 (19207)	BCD EF	EA 1	* * *	* * *	* *		38 21
C PA F ZZ	5365-407-5119	PLUG, MACHINE THREAD: PRESSURE RELIEF VALVE, FUEL FILTER 11602309 (19207)	BCD EF	EA 1	* * *	* * *	* *		38 22
PA O ZZ	2910-133-8172	FUEL FILTER ASSEMBLY: 11609954 (19207)	BCD EF	EA 1	* * *	* * *	* *		38 23
C PA O ZZ	4820-384-0253	COCK: FUEL FILTER DRAIN A6850 (79470)	BCD EF	EA 2	* * *	* * *	* *		38 24
MO O ZZ		TUBING, PLASTIC: FUEL FILTER DRAIN (FABRICATE FROM 4720-135-4424, 2 PCS, 10.50 IN. LG) 11609976-5 (19207)	BF	EA 2					38 25
PA O ZZ	4720-135-4424	TUBING, PLASTIC: 11609976 (19207)	BF	FT V	* * *	* * *	* *		38
N PA O ZZ	2910-177-8265	FILTER, FLUID PRESSURE: (USE W/FUEL IN- JECTION PUMP 10935498) 10935266 (19207)	F	EA 1	* * *	* * *	* *		39 1
N PA O ZZ	2910-424-7431	BLEEDER VALVE: FUEL FILTER 15002 (81321)	F	EA 1	* * *	* * *	* *		39 2
N XA O ZZ		COVER ASSEMBLY: FUEL FILTER 58850-2 (81321)	F	EA 1					39 3
N KF O ZZ		GASKET: FUEL FILTER COVER 20509-5 (81321)	F	EA 1	SEE KIT				39 4
N KF O ZZ		ELEMENT ASSEMBLY: FUEL FILTER 33435 (81321)	F	EA 1	SEE KIT				39 5
N PA O ZZ	2910-937-0469	CASE, FUEL FILTER: 59556 (81321)	F	EA 1	* * *	* * *	* *		39 6
N PA O ZZ	2910-121-0560	PLUG, CASE FILTER: 6288 (81321)	F	EA 1	* * *	* * *	* *		39 7
N XA O ZZ		BRACKET ASSEMBLY: FUEL FILTER SK59911 (81321)	F	EA 1					39 8
PA O ZZ	5305-269-3210	SCREW, CAP, HEXAGON HEAD: 3/8-16, 7/8 LG, FUEL FILTER AND TAPPET CHAMBER COVER TO CRANKCASE MS90725- 59 (96906)	F	EA 2	* * *	* * *	* *		39 9
PA O ZZ	5310-080-6004	WASHER, FLAT: 13/32 ID, 13/16 OD, 0.080 THK, FUEL FILTER AND TAPPET CHAMBER COVER TO CRANKCASE MS27183- 14 (96906)	F	EA 2	* * *	* * *	* *		39 10
PA O ZZ	2910-134-7835	PARTS KIT: FLUID PRESSURE FILTER 5702776 (19207)		EA 1	* * *	* * *	* *		37
PA O ZZ	5310-080-6004	1 WASHER MS27183-14 (96906)	A						37 11
KF O ZZ		1 GASKET 11641857 (19207)	A						37 12
KF O ZZ		1 GASKET 11641744 (19207)	A						37 13
KF O ZZ		1 FILTER, ELEMENT 11610298 (19207)							37 14
PA O ZZ	5330-248-3850	1 PACKING MS29513-116 (96906)	A						37 15
KF O ZZ		1 WASHER 10935483 (19207)	BCD EF						38 9
KF O ZZ		1 JGASKET 10935481 (19207)	BCD EF						38 10
KF O ZZ		1 GASKET 10935482 (19207)	BCD EF						38 11
N PA O ZZ	2940-067-7625	PARTS KIT, FLUID PRESSURE FILTER ELEMENT: 5702684 (19207)	F	EA 1	* * *	* * *	* *		39
N KF O ZZ		1 GASKET - 20509-5 (81321)	F						39 4
N KF O ZZ		1 ELEMENT ASSEMBLY - 33435 (81321)	F						39 5
PA O ZZ	5340-489-8348	0311-DIESEL AIR HEATER, HEATER PUMP BRACKET, ANGLE: FRONT WIRING HARNESS CLAMP 7059460-1 (19207)	BF	EA 1	* * *	* * *	* *		40 1

(1) Source maint. and recov. code	(2) FEDERAL STOCK NUMBER	(3) DESCRIPTION  Reference no. and mfr. code	(4) Unit of Issue	(5) Qty. Inc. in Unit	(6) Direct support 30-day maint. allowance (A) (B) (C)	(7) General support 30-day maint. allowance (A) (B) (C)	(8) 1 yr Alw. Per 100 Equip. Cntgcy. Planning	(9) Depot maint. Alw. Per 100 Equip	(10) ILLUSTRATION  (a) Figure (b) Item or Sym. no
0311-CONTINUED									
PA O ZZ	5340-344-2767	STRAP, RETAINING: FRONT WIRING HARNESS 114214R1 (31007)	BF	EA 1	* * *	* * *	* *		40 2
PA O ZZ	2990-907-0651	WIRING HARNESS, BRANCHED: FLAME HEATER 10951180 (19207)	BCD EF	EA 1	* * *	* * *	* *		40 3
PA O ZZ	5306-225-8506	BOLT, MACHINE: 5/16-18, 2 1/2 LG, IGNITION UNIT CLAMPS AND WATER MANIFOLD TO CYLINDER HEAD (2), FLAME HEATER PUMP CLAMPS AND WATER MANIFOLD TO CYLINDER HEAD (2) MS90725-42 (96906)	BCD EF	EA 4	* * *	* * *	* *		40 4
N PA F ZZ	5306-225-8508	BOLT, MACHINE: 5/16-18, 3 LG, CYLINDER HEAD WATER OUTLET MANIFOLD TO CYLINDER HEAD (USE W/ SPACER 11641711 AND MANIFOLD 10889869 MS90725-44 (96906)	F	EA 4	* * *	* * *	* *		40 4
N PA F ZZ		SPACER: CYLINDER HEAD WATER OUTLET MANIFOLD TO CYLINDER HEAD (USE W/SCREW MS90725-44 AND MANIFOLD 10889869) 11641711 (19207)	F	EA 4	* * *	* * *	* *		40 5
PA O ZZ	4730-078-9773	ELBOW, PIPE TO TUBE: FLAME HEATER FUEL PUMP OUTLET 10914552 (19207)	BCD EF	EA 1	* * *	* * *	* *		40 6
N PA O ZZ	4730-826-4264	INVERTED NUT, TUBE COUPLING: FLAME HEATER NOZZLE FUEL SUPPLY TUBE ADAPTER (1), FLAME HEATER FUEL PUMP OUTLET ELBOW (1) 81LB1-8 (30327)	BCD EF	EA 2	* * *	* * *	* *		40 7
PA O ZZ	2990-907-0653	PUMP, FUEL, ELECTRICAL: FLAME HEATER 10951192 (19207)	BCD EF	EA 1	* * *	* * *	* *		40 8
PA O ZZ	4730-415-3172	COUPLING, PIPE: 1/8-27, FALME HEATER FUEL PUMP INLET 44998 (21450)	BCD EF	EA 1	* * *	* * *	* *		40 9
PA O ZZ	4730-710-9486	ELBOW, PIPE: 90 DEG, 1/8-27, FLAME HEATER FUEL PUMP INLET ADAPTER 444476 (21450)	BCD EF	EA 1	* * *	* * *	* *		40 10
PA O ZZ	2910-884-1211	FILTER, FULID, PRESSURE: FLAME HEATER FUEL 10935646 (19207)	BCD EF	EA 1	* * *	* * *	* *		40 11
MO O ZZ		TUBING, PLASTIC: FLAME HEATER MOZZLE FUEL RETURN (FABRICATE FROM 4720-135-4424, 1 PC, 25.50 IN. LG) 11609976-8 (19207)	BCD EF	EA 1					40 12
PA O ZZ	4720-135-4424	TUBING, PLASTIC: 11609976 (19207)	BCD EF	FT V	* * *	* * *	* *		40
PA O ZZ	4730-289-1242	ADAPTER, STRAIGHT, PIPE TO TUBE: FLAME HEATER NOZZLE FUEL RETURN TUBE 88LB1-4X1-8 (30327)	BCD EF	EA 1	* * *	* * *	* *		40 13
N PA O ZZ	4730-278-8368	INVERTED NUT, TUBE: FLAME HEATER NOZZLE FUEL RETURN TUBE ADAPTER 88LB1-4 (30327)	BCD EF	EA 1	* * *	* * *	* *		40 14
C PA O ZZ	4730-570-2934	UNION, STRAIGHT, PIPE TO TUBE: FLAME HEATER NOZZLE FUEL INLET TUBE 10914557 (19207)	BCD EF	EA 1	* * *	* * *	* *		40 15
KF H ZZ		FILTER: FLAME HEATER NOZZLE FUEL SUPPLY (1), FLAME HEATER NOZZLE FUEL RETURN (1) 11610365 (19207)	BCD EF	EA 2	SEE SETS 2815-074-8912 AND				40 16
C PA O ZZ	2990-119-3915	NOZZLE AND VALVE, FLOW CONTROL: FLAME HEATER 11641827 (19207)	BCD EF	EA 1	* * *	* * *	* *		40 17

(1)	(2)	(3)	(4)	(5)	(6)	(7)	(8)	(9)	(10)			
Source	FEDERAL	DESCRIPTION	Unit	Qty.	Direct support	General support	1 yr	Depot	ILLUSTRATION			
maint. and	STOCK		of	Inc.	30-day maint.	30-day maint.	Alw.	maint				
recov. code	NUMBER	Reference no. and mfr. code	Issue	in	allowance	allowance	Per	Alw.	(a)	(b)		
			Unit	Unit	(A)	(B)	100	Per	Figure	Item or		
							Equip.	100	No.	Sym. or		
							Cntgcy.	Equip		No.		
					1-20	21-50	51-100	1-20	21-50	51-100		
							Planning					
0311-CONTINUED												
PA O ZZ	2920-411-5747	SPARK PLUG: FLAME HEATER (WITH GASKET) 10935558 (19207)	BCD EF	EA 1	*	*	*	*	*	*	40	18
PA O ZZ	5330-298-0091	GASKET: 0.723 ID, 61/64 OD, 3/32 THK, FLAME HEATER SPARK PLUG 150190 (21450)	BCD EF	EA 1	*	*	*	*	*	*	40	19
PA O ZZ	2990-907-0652	CABLE ASSEMBLY, HEATER: FLAME HEATER 10951191 (19207)	BCD EF	EA 1	*	*	*	*	*	*	40	20
PA O ZZ	5340-881-5303	CLAMP, LOOP: 1/4 ID, FUEL INJECTOR FUEL SUPPLY PUMP TO FLAME HEATER FILTER SUPPLY TUBE TO INJECTOR PUMP BRACKET MS21333-45 (96906)	BF	EA 1	*	*	*	*	*	*	40	21
MO O ZZ		TUBING, PLASTIC: FUEL INJECTOR SUPPLY PUMP TO FLAME HEATER FILTER (FABRICATE FROM 4720-135-4424, 1 PC, 48.50 IN. LG) 11609976-17 (19207)	BCD EF	EA 1							40	22
PA O ZZ	4720-135-4424	TUBING, PLASTIC: 11609976 (19207)	BCD EF	FT V	*	*	*	*	*	*	40	
PA O ZZ	5340-792-0843	CLAMP, LOOP: IGNITION UNIT TO WATER MANIFOLD 11641634 (19207)	BCD EF	EA 2	*	*	*	*	*	*	40	23
PA O ZZ	2990-927-9384	IGNITION UNIT: MANIFOLD AIR HEATER 11588687 (19207)	BCD EF	EA 1	*	*	*	*	*	*	40	24
PA O ZZ	5340-282-7519	CLAMP, LOOP: 1/4 ID, FLAME HEATER FUEL SUPPLY TUBE TO OIL COLLER COVER STUD MS21333-34 (96906)	BF	EA 1	*	*	*	*	*	*	40	25
C MO O ZZ		TUBE, PLASTIC: FLAME HEATER FUEL PUMP TO FLAME HEATER NOZZLE (FABRICATE FROM 4720-010-9801, 1 PC, 23.00 IN. LG) 11609977-4 (19207)	BCD EF	EA 1	*	*	*	*	*	*	40	26
R PA O ZZ	4720-010-9801	TUBING, PLASTIC: 11609977 (19207)	BCD EF	FT V	*	*	*	*	*	*	40	
PA O ZZ	5305-993-1848	SCREW, MACHINE: NO. 10-32, 3/4 LG, FUEL SUPPLY PUMP TO FLAME HEATER FILTER TUBE CLAMP, FLAME HEATER PUMP TO NOZZLE TUBE CLAMP, AND FLAME HEATER NOZZLE FUEL RETURN TUBE CLAMP MS35207-265 (96906)	BCD EF	EA 1	*	*	*	*	*	*	40	27
PA O ZZ	5340-057-2890	CLAMP, LOOP: 1/4 ID, FLAME HEATER NOZZLE FUEL RETURN TUBE (1), FUEL INJECTOR PUMP TO FLAME HEATER FILTER TUBE (1) MS21333-3 (96906)	BCD EF	EA 2	*	*	*	*	*	*	40	28
PA O ZZ	5340-057-2888	CLAMP, LOOP: 1/8 ID, FLAME HEATER PUMP TO NOZZLE TUBE MS21333-1 (96906)	BCD EF	EA 1	*	*	*	*	*	*	40	29
PA O ZZ	5310-877-5797	NUT, SELF-LOCKING, HEXAGON: NO. 10-32, FUEL INJECTOR SUPPLY PUMP TO FLAME HEATER FILTER TUBE CLAMP, FLAME HEATER PUMP TO NOZZLE TUBE CLAMP, AND FLAME HEATER NOZZLE FUEL RETURN TUBE CLAMP MS21044N3 (96906)	BCD EF	EA 1	*	*	*	*	*	*	40	30
N PA O ZZ	5330-899-4484	GASKET: FLAME HEATER TO INTAKE MANIFOLD ELBOW 10889772 (19207)	F	EA 1	*	*	*	*	*	*	41	1
PA O ZZ	5340-792-0843	CLAMP, LOOP: IGNITION UNIT TO INTAKE MANIFOLD ELBOW 11641634 (19207)	F	EA 2	*	*	*	*	*	*	41	2
PA O ZZ	2990-927-9384	IGNITION UNIT: MANIFOLD AIR HEATER 11588687 (19207)	F	EA 1	*	*	*	*	*	*	41	3
N PA O ZZ	2920-961-1303	LEAD AND CONDUIT ASSEMBLY: FLAME HEATER INNITION TO HEATER (19207)	F	EA 1	*	*	*	*	*	*	41	4

TM9-2815-210-34P																			
(1)	(2)	(3)		(4)	(5)	(6)			(7)			(8)	(9)	(10)					
Source	FEDERAL	DESCRIPTION		Unit	Qty.	Direct support			General support			1 yr	Depot	ILLUSTRATION					
maint. and	STOCK			of	Inc.	30-day maint.			30-day maint.			Alw.	maint	(a)	(b)				
recov. code	NUMBER	Reference no. and mfr. code	Usable on code	Issue	in	allowance	(A)	(B)	(C)	allowance	(A)	(B)	(C)	Per	100	Per	Figure	Item or	
					Unit									Equip.	Equip	100	No.	No.	Sym. no
							1-20	21-50	51-100	1-20	21-50	51-100							
0311-CONTINUED																			
N	PA O ZZ	5310-880-7744		F	EA	4	*	*	*	*	*	*						41	5
N	PA O ZZ	5310-959-4679		F	EA	4	*	*	*	*	*	*						41	6
N	PA O ZZ	2990-860-2339		F	EA	1	*	*	*	*	*	*						41	7
N	XA O ZZ			F	EA	1												41	8
N	PA O ZZ	2990-119-3915		F	EA	1	*	*	*	*	*	*						41	9
KF	H ZZ			F	EA	2	SEE SET 2815-074-8912											41	10
PA	O ZZ	2920-411-5747		F	EA	1	*	*	*	*	*	*						41	11
PA	O ZZ	5330-298-0091		F	EA	1	*	*	*	*	*	*						41	12
N	PA O ZZ	4730-289-1242		F	EA	2	*	*	*	*	*	*						42	1
N	PA O ZZ	4730-278-8368		F	EA	5	*	*	*	*	*	*						42	2
N	MO O ZZ			F	EA	1												42	3
N	PA O ZZ	4720-135-4424		F	FT	V	*	*	*	*	*	*						42	
N	PA O ZZ	5310-934-9751		F	EA	1	*	*	*	*	*	*						42	4
N	PA O ZZ	5310-045-3296		F	EA	1	*	*	*	*	*	*						42	5
N	PA O ZZ	5340-057-3033		F	EA	1	*	*	*	*	*	*						42	6
PA	O ZZ	5305-543-2753		F	EA	1	*	*	*	*	*	*						42	7
N	PA O ZZ	4730-882-8621		F	EA	3	*	*	*	*	*	*						42	8
PA	O ZZ	4730-415-3172		F	EA	1	*	*	*	*	*	*						42	9
N	PA O ZZ	2990-974-7605		F	EA	2	*	*	*	*	*	*						42	10

(1) Source maint. and recov. code	(2) FEDERAL STOCK NUMBER	(3) DESCRIPTION  Reference no. and mfr. code	(4) Unit of Issue	(5) Qty. Inc. in Unit	(6) Direct support 30-day maint. allowance (A) (B) (C)	(7) General support 30-day maint. allowance (A) (B) (C)	(8) 1 yr Alw. Per Equip. Cntgcy. Planning	(9) Depot maint. Alw. Per Equip	(10) ILLUSTRATION (a) Figure (b) Item or Sym. no
0311-CONTINUED									
N PA O ZZ	5310-080-9786	WASHER, LOCK: NO. 10 ID, 0.024 OD, 0.034 THK, FLAME HEATER FUEL SOLENOID VALVES TO FLAME HEATER FUEL PUMP AND FUEL FILTER BRACKET MS45904-60 (96906)	EA	4	* * *	* * *	* *		42 11
N PA O ZZ	5305-206-2507	SCREW, MACHING: NO. 10-32, 5/8 LG, FLAME HEATER FUEL SOLENOID VALVES TO FLAME HEATER FUEL PUMP AND FUEL FILTER BRACKET MS3521556 (96906)	EA	4	* * *	* * *	* *		42 12
N MO O ZZ		TUBE, PLASTIC: FLAME HEATER FUEL SUPPLY SOLENOID VALVE TO FLAME HEATER FUEL SUPPLY PUMP (FABRICATE FROM 4720-135-4424, 1 PC, 6.75 IN. LG) 11609976-3 (19207)	EA	1					42
N PA O ZZ	4720-135-4424	TUBING, PLASTIC: 11609976 (19207)	FT	V	* * *	* * *	* *		42
N MO O ZZ		TUBE, PLASTIC: FLAME HEATER FUEL RETURN SOLENOID VALVE TO FUEL INJECTOR NOZZLE RETURN TUBE TEE (FABRICATE FROM 4720-135-4424, 1 PC, 52.00 IN. LG) 11609976-11 (19207)	EA	1					42 14
N PA O ZZ	4720-135-4424	TUBING, PLASTIC: 11609976 (19207)	FT	V	* * *	* * *	* *		42
N PA O ZZ	5340-078-9781	CLAMP, LOOP: FLAME HEATER FUEL SUPPLY AND RETURN TUBES TO OIL PAN 10935256 (19207)	EA	1	* * *	* * *	* *		42 15
N PA O ZZ	5340-057-3038	CLAMP, LOOP: 3/8 DIA, FLAME HEATER FUEL RETURN TO TAPPET CHAMBER COVER BOLT 573038 (21450)	EA	1	* * *	* * *	* *		42 16
N PA O ZZ	2815-860-0568	WIRING HARNESS, BRANCHED: FLAME HEATER 10889765 (19207)	EA	1	* * *	* * *	* *		42 17
N PA O ZZ	5340-057-3037	CLAMP, LOOP: 3/8 ID, FLAME HEATER HARNESS TO FLAME HEATER STUD MS21333-111 (96906)	EA	1	* * *	* * *	* *		42 18
N MO O ZZ		TUBE, PLASTIC: FUEL INJECTOR PUMP TO FLAME HEATER FUEL FILTER (FABRICATE FROM 4720-135-4424, 1 PC, 74.00 IN. LG) 11609976-14 (19207)	EA	1					43 1
N PA O ZZ	4720-135-4424	TUBING, PLASTIC: 11609976 (19207)	FT	V	* * *	* * *	* *		43
N PA O ZZ	5340-057-3038	CLAMP, LOOP: 3/8 DIA, FLAME HEATER FUEL SUPPLY TUBE TO TAPPET CHAMBER COVER BOLT 573038 (21450)	EA	1	* * *	* * *	* *		43 2
N PA O ZZ	1660-025-3493	FILTER, FLUID PRESSURE: FLAME HEATER MS51085-1 (96906)	EA	1	* * *	* * *	* *		43 3
N XA O ZZ		HEAD: FLAME HEATER FUEL FILTER 7416621 (19207)	EA	1					43 4
N PA O ZZ	2910-203-3322	FILTER ELEMENT, FLUID: WITH SPRING FLAME HEATER FILTER A26422 (90005)	EA	1	* * *	* * *	* *		43 5
N PA O ZZ	5330-265-1089	PACKING, PREFORMED: 1.299 ID, FUEL FILTER BOWL TO HEAD MS29513-125 (96906)	EA	1	* * *	* * *	* *		43 6
N PA O ZZ	2910-031-9083	BOWL, SEDIMENT: FLAME HEATER FUEL FILTER 7413736 (19207)	EA	1	* * *	* * *	* *		43 7
N PA O ZZ	5310-934-9751	NUT, PLAIN, HEXAGON: NO. 10-32, FLAME HEATER FUEL FILTER TO BRACKET MS35650-302 (96906)	EA	2	* * *	* * *	* *		43 8
N PA O ZZ	5310-045-3296	WASHER, LOCK: NO. 10 ID, 0.334 OD, 0.047 THK, FLAME HEATER FUEL FILTER TO BRACKET MS35338-43 (96906)	EA	2	* * *	* * *	* *		43 9
N PA O ZZ	4730-882-8621	ELBOW, PIPE TO TUBE: FLAME HEATER FUEL SUPPLY SOLENOID VALVE TO FUEL FILTER SUPPLY TUBE 89LB1-4X1-8 (30327)	EA	1	* * *	* * *	* *		43 10



(1) Source maint. and recov. code	(2) FEDERAL STOCK NUMBER	(3) DESCRIPTION  Reference no. and mfr. code	(4) Unit	(5) Qty. of Inc. Issue in Unit	(6) Direct support 30-day maint. allowance (A) (B) (C)	(7) General support 30-day maint. allowance (A) (B) (C)	(8) 1 yr Alw. Per Equip. Cntgcy. Planning	(9) Depot maint Alw. Per Equip	(10) ILLUSTRATION  (a) (b) Figure No. Sym. no
0311-CONTINUED									
N PA O ZZ	4730-278-8368	INVERTED NUT, TUBE: FLAME HEATER FUEL FILTER INLET ADAPTER (1), FLAME HEATER FUEL FILTER TO FLAME HEATER SUPPLY SOLENOID TUBE ADAPTER (1), FLAME HEATER FUEL SUPPLY SOLENOID VALVE TO FILTER SUPPLY TUBE ELBOW (1) 81LB1-4 (30327)	F	EA 3	* * *	* * *	* *		43 11
N MO O ZZ		TUBE, PLASTIC: FLAME HEATER FUEL FILTER TO SOLENOID VALVE (FABRICATE FROM 4710-135-4424, 1 PC, 7.50 IN. LG) 11609976-4	F	EA 1					43 12
N PA O ZZ	4720-135-4424	TUBING, PLASTIC: 11609976 (19207)	F	FT V	* * *	* * *	* *		43
N PA O ZZ	4730-289-1242	ADAPTER, STRAIGHT, PIPE TO TUBE: FLAME HEATER FUEL FILTER INLET (1), FLAME HEATER FUEL FILTER TO FLAME HE- ATER SUPPLY SOLENOID VALVE TUBE(1) 88LB1-4X1-8 (30327)	F	EA 2	* * *	* * *	* *		43 13
N PA O ZZ	5305-993-3440	SCREW, MACHINE: NO. 10-32, 1 3/4 LG, FLAME HEATER FUEL FILTER TO BRACKET MS35207-270 (96906)	F	EA 2	* * *	* * *	* *		43 14
N PA O ZZ	4730-430-3165	BUSHING, PIPE: 1/4 TO 1/8, FLAME HEATER NOZZLE TO FUEL INLET TUBE (USE W/NOZZLE 10899109 ) 119922 (21450)	F	EA 1	* * *	* * *	* *		44 1
N PA O ZZ	4730-078-9773	ELBOW, PIPE TO TUBE: FLAME HEATER NOZZLE TO FUEL INLET TUBE (USE W/NOZZLE 10899109) 89LB1-8X1-8 (30327)	F	EA 1	* * *	* * *	* *		44 2
N PA O ZZ	4730-826-4264	INVERTED NUT, TUBE COUPLING: FLAME HEATER NOZZLE TO FUEL INLET TUBE ELBOW (USE W/NOZZLE 10899109) 81LB1-8 (30327)	F	EA 1	* * *	* * *	* *		44 3
N PA O ZZ	4730-570-2934	ADAPTER, STRAIGHT, PIPE TO TUBE: FLAME HEATER NOZZLE FUEL INLET TUBE (1), FLAME HEATER FUEL PUMP TO FLAME HEATER FUEL SUPPLY TUBE (1) 10914557 (19207)	F	EA 2	* * *	* * *	* *		44 4
N PA O ZZ	4730-826-4264	INVERTED NUT, TUBE COUPLING: FLAME HEATER NOZZLE INLET TUBE ADAPTER (1), FLAME HEATER FUEL PUMP TO FLAME HEATER FUEL SUPPLY TUBE ADAPTER (1) 81LB1-8 (30327)	F	EA 2	* * *	* * *	* *		44 5
N MO O ZZ		TUBE, PLASTIC: FLAME HEATER FUEL PUMP TO FLAME HEATER NOZZLE (FABRICATE FROM 4720-010-9801, 1 PC, 27.50 IN. LG) 11609977-3 (19207)	F	EA 1					44 6
N PA O ZZ	4720-010-9801	TUBING, PLASTIC: 11609977 (19207)	F	FT V	* * *	* * *	* *		44
N PA O ZZ	2990-119-3918	BRACKET, FLAME HEATER: FUEL PUMP AND FUEL FILTER 10889785 (19207)	F	EA 1	* * *	* * *	* *		44 7
N PA O ZZ	5305-995-3444	SCREW, MAHCINE: NO. 10-32, 7/8 LG. FLAME HEATER FUEL PUMP TO BRACKET MS35207-266 (96906)	F	EA 2	* * *	* * *	* *		44 8
N PA O ZZ	5310-061-1258	WASHER, LOCK: 3/8 ID, 0.985 OD, 0.045 THK, OIL PAN AND FLAME HEATER BRACKET TO CRANKCASE MS45907-76 (96906)	F	EA 3	* * *	* * *	* *		44 9
N PA O ZZ	5305-269-3213	SCREW, CAP HEXAGON HEAD: 3/8-16, 1 1/4 LG, OIL PAN AND FLAME HEATER BRACKET TO CRANKCASE MS90725-62 (96906)	F	EA 3	* * *	* * *	* *		44 10
N PA O ZZ	2910-860-2338	PUMP, FUEL, ELECTRICAL: FLAME HEATER FUEL 7748874 (19207)	F	EA 1	* * *	* * *	* *		44 11
N PA O ZZ	5310-934-9751	NUT, PLAIN, HEXAGON: NO. 10-32, FLAME HEATER FUEL PUMP TO BRACKET MS35650-302 (96906)	F	EA 2	* * *	* * *	* *		44 12

(1)	(2)	(3)	(4)	(5)	(6)	(7)	(8)	(9)	(10)		
Source	FEDERAL	DESCRIPTION	Unit	Qty.	Direct support	General support	1 yr	Depot	ILLUSTRATION		
maint. and	STOCK		of	Inc.	30-day maint.	30-day maint.	Alw.	maint			
recov. code	NUMBER	Reference no. and mfr. code	Usable on code	Unit	allowance	allowance	Per	Alw.	(a)	(b)	
					(A)	(B)	100	Per	Figure	Item or	
							Equip.	100	No.	Sym. no	
							Cntgcy.	Equip			
					1-20	21-50	51-100	1-20	21-50	51-100	Planning
0311-CONTINUED											
N PA O ZZ	5310-080-9786	WASHER, LOCK: NO. 10 ID, 0.024 OD, 0.034 THK, FLAME HEATER FUEL PUMP TO BRACKET MS45904-60 (96906)	F	EA	2	*	*	*	*	*	44 13
PA O ZZ	2815-455-9506	COVER, ACCESS: 11641764 (19207)	ABD EF	EA	1	*	*	*	*	*	45 1
PA O ZZ	5306-741-4584	BOLT, ASSEMBLED WASHER: EXCITER COVER TO PUMP BRACKET 7414584 (19207)	ABD EF	EA	4	*	*	*	*	*	45 2
PA O ZZ	2920-411-5747	SPARK PLUG: FLAME HEATER MANIFOLD (WITH GASKET) 10935558 (19207)	ABD EF	EA	1	*	*	*	*	*	45 3
PA O ZZ	5330-298-0091	GASKET: 0.723 ID, 61/64 OD, 3/32 THK, FLAME HEATER SPARK PLUG 150190 (21450)	ABD EF	EA	1	*	*	*	*	*	45 4
MO O ZZ		TUBING, PLASTIC: FLAME HEATER FUEL PUMP TO FLAME HEATER NOZZLE (FABRICATE FROM 4720-010-9801, 1 PC, 17.50 IN. LG) 11609977-7 (19207)	DE	EA	1						45 5
MO O ZZ		TUBING, PLASTIC: FLAME HEATER FUEL PUMP TO FLAME HEATER NOZZLE (FABRICATE FROM 4720-010-9801, 1 PC, 12.00 IN. LG) 11609977-6 (19207)	ABF	EA	1						45 5
PA O ZZ	4720-010-9801	TUBING, PLASTIC 11609977 (19207)	ABD EF	FT	V	*	*	*	*	*	45
C PA O ZZ	4730-570-2934	ADAPTER, STRAIGHT, PIPE TO TUBE: FLAME HEATER NOZZLE TO FUEL SUPPLY TUBE 10914557 (19207)	ABD EF	EA	1	*	*	*	*	*	45 6
N PA O ZZ	4730-826-4264	INVERTED NUT, TUBE: FLAME HEATER NOZZLE TO FUEL SUPPLY TUBE ADAPTER (1), FLAME HEATER FUEL PUMP OUTLET ELBOW (1) 81LB1-8 (30327)	EA	EA	2	*	*	*	*	*	45 7
KF H ZZ		FILTER: FLAME HEATER NOZZLE FUEL SUPPLY (1), FLAME HEATER NOZZLE FUEL RETURN (1) 11610365 (19207)	ABD EF	EA	2	SEE SETS AND 2815-433-2295					45 8
PA O ZZ	2990-119-3915	NOZZLE AND VALVE, FLOW CONTROL: FLAME HEATER 11641827 (19207)	ABD EF	EA	1	*	*	*	*	*	45 9
PA O ZZ	4730-289-1242	ADAPTER, STRAIGHT, PIPE TO TUBE: FLAME HEATER NOZZLE TO FUEL RETURN (1), FLAME HEATER FUEL FILTER OUTLET(1) 88LB1-4X1-8 (30327)	ABD EF	EA	2	*	*	*	*	*	45 10
N PA O ZZ	4730-278-8368	INVERTED NUT, TUBE: FLAME HEATER NOZZLE FUEL RETURN TUBE ADAPTER(1), FLAME HEATER FUEL FILTER OUTLET ADAPTER (1), FLAME HEATER FUEL PUMP INLET ELBOW (1)81LB1-4 (30327)	ABD EF	EA	3	*	*	*	*	*	45 11
MO O ZZ		TUBING, PLASTIC: FLAME HEATER FUEL NOZZLE FUEL RETURN TO CYLINDER NOS. 3 AND 4 INJECTOR NOZZLE FUEL RETURN TEE (FABRICATE FROM 47200-135-4424, 1 PC, 23.00 IN. LG) 11609976-7 (19207)	ABF	EA	1						45 12
MO O ZZ		TUBING, PLASTIC: FLAME HEATER NOZZLE FUEL RETURN TO CYLINDER NOS. 3 AND 4 INJECTOR NOZZLE FUEL RETURN TEE (FABRICATE FROM 4720-135-4424, 1 PC, 30.50 IN. LG) 11609976-24 (19207)	DE	EA	1						45 12
P O	4720-135-4424	TUBING, PLASTIC: 11609976 (19207)	ABD EF	FT	V	*	*	*	*	*	45
PA O ZZ	4730-484-0558	ELBOW, PIPE TO TUBE: FLAME HEATER FUEL PUMP INLET 10914556 (19206)	ABD EF	EA	1	*	*	*	*	*	45 13

(1)	(2)	(3)	(4)	(5)	(6)	(7)	(8)	(9)	(10)			
Source	FEDERAL	DESCRIPTION	Unit	Qty.	Direct support	General support	1 yr	Depot	ILLUSTRATION			
maint. and	STOCK		of	Inc.	30-day maint.	30-day maint.	Alw.	maint				
recov. code	NUMBER	Reference no. and mfr. code	Usable on code	Issue in	allowance	allowance	Per	Alw.	(a)	(b)		
				Unit	(A)	(B)	100	Per	Figure	Item or		
							Equip.	100	No.	Sym. No		
							Cntgcy.	Equip				
					1-20	21-50	51-100	1-20	21-50	51-100		
							Planning					
0311-CONTINUED												
MO O ZZ		TUBING, PLASTIC: FLAME HEATER FUEL FILTER TO FLAME HEATER PUMP (FABRICATE FROM 4720-135-4424, 1 PC, 28.75 IN. LG) 11609976-23 (19207)	A	EA	1					45	14	
MO O ZZ		TUBING, PLASTIC: FLAME HEATER FUEL FILTER TO FLAME HEATER PUMP (FABRICATE FROM 4720-135-4424, 1 PC, 32.00 IN. LG) 11609976-25 (19207)	BD	EA	1					45	14	
PA O ZZ	4720-135-4424	TUBING, PLASTIC: 11609976 (19207)	ABD	FT	V	*	*	*	*	*	45	
PA O ZZ	5340-282-7519	CLAMP, LOOP: 1/4 ID, FLAME HEATER FUEL PUMP SUPPLY TUBE TO OIL COOLER STUD MS21333-34 (96906)	ABD	EA	1	*	*	*	*	*	45	15
PA O ZZ	4730-278-9352	ELBOW, PIPE: 90 DEG, 1/8, FLAME HEATER FUEL FILTER OUTLET AN916-1 (88044)	EF	EA	1	*	*	*	*	*	45	16
C PA O ZZ	4730-448-5214	ELBOW, PIPE: 45 DEG, 1/8-27, FLAME HEATER FUEL FILTER OUTLET 444514 (21450)	BD	EA	1	*	*	*	*	*	45	16
PA O ZZ	2910-884-1211	FILTER, FLUID, PRESSURE: FLAME HEATER FUEL 10935646 (19207)	EF	EA	1	*	*	*	*	*	45	17
PA O ZZ	5340-178-6066	CLAMP, LOOP: FLAME HEATER FUEL FILTER 11641739 (19207)	ABD	EA	1	*	*	*	*	*	45	18
PA O ZZ	5310-959-4675	WASHER, LOCK: 3/8 ID, 0.746 OD, 0.133 THK, FLAME HEATER FUEL FILTER CLAMP TO CRANKCASE MS35340-46 (96906)	ABD	EA	1	*	*	*	*	*	45	19
PA O ZZ	5305-269-3209	SCREW, CAP, HEXAGON HEAD: 3/8-16, 3/4 LG, FLAME HEATER FUEL FILTER CLAMP TO CRANKCASE MS90725-58 (96906)	EF	EA	1	*	*	*	*	*	45	20
MO O ZZ		TUBING, PLASTIC: FUEL INJECTOR SUPPLY PUMP TO FLAME HEATER FUEL FILTER (FABRICATE FROM 4720-135-4424, 1 PC, 17.25 IN. LG) 11609976-26 (19207)	A	EA	1						45	21
MO O ZZ		TUBING, PLASTIC: FUEL INJECTOR SUPPLY PUMP TO FLAME HEATER FUEL FILTER (FABRICATE FROM 4720-135-4424, 1 PC, 10.50 IN. LG) 16609976-5 (19207)	BF	EA	1						45	21
MO O ZZ		TUBING, PLASTIC: FUEL INJECTOR SUPPLY PUMP TO FLAME HEATER FUEL FILTER (FABRICATE FROM 4720-135-4424, 1 PC, 18.00 IN. LG) 11609976-2 (19207)	DE	EA	1						45	21
PA O ZZ	4720-135-4424	TUBING, PLASTIC: 11609976 (19207)	ABD	FT	V	*	*	*	*	*	45	
PA O ZZ	2990-907-0653	PUMP, FUEL, ELECTRICAL: FLAME HEATER (DISCARD CLAMPS) 10951192 (19207)	EF	EA	1	*	*	*	*	*	45	22
PA O ZZ	5340-178-6079	CLAMP, SPACE, ASSEMBLY: FLAME HEATER FUEL PUMP TO BRACKET 11610367 (19207)	ABD	EA	2	*	*	*	*	*	45	23
PA O ZZ	4730-078-9773	ELBOW, PIPE TO TUBE: FLAME HEATER FUEL PUMP OUTLET 10914552 (19207)	ABD	EA	1	*	*	*	*	*	45	24
PA O ZZ	2990-119-3919	WIRING HARNESS, BRANCHED: FLAME HEATER 11641760 (19207)	EF	EA	1	*	*	*	*	*	45	25
PA O ZZ	5310-407-9566	WASHER, LOCK: 5/16ID, 0.586 OD, 0.078 THK, EXCITER AND FLAME HEATER FUEL PUMP BRACKET TO INTAKE MAINFOLD MS35338-45 (96906)	ABD	EA	3	*	*	*	*	*	45	26

(1) Source maint. and recov. code	(2) FEDERAL STOCK NUMBER	(3) DESCRIPTION  Reference no. and mfr. code	(4) Unit of Issue	(5) Qty. Inc. in Unit	(6) Direct support 30-day maint. allowance (A) (B) (C)	(7) General support 30-day maint. allowance (A) (B) (C)	(8) 1 yr Alw. Per 100 Equip. Cntgcy. Planning	(9) Depot maint Alw. Per 100 Equip	(10) ILLUSTRATION  (a) Figure (b) Item or Sym. no
0311-CONTINUED									
PA O ZZ	5306-225-8497	BOLT, MACHINE: 5/16-18, 3/4 LG, EXCITER AND FLAME HEATER FUEL PUMP BRACKET TO INTAKE MANIFOLD MS90725-32 (96906)	ABD EF	EA 3	* * *	* * *	* * *		45 27
PA O ZZ	5310-999-0897	NUT, PLAIN, HEXAGON: 5/16-18, COVER TO FLAME HEATER PUMP AND EXCITER BRACKET 7760064 (19207)	ABD EF	EA 4	* * *	* * *	* * *		45 28
PA O ZZ	2990-119-3917	BRACKET, EXCITER AND SUPPORT ASSEMBLY: FLAME HEATER 11641763 (19207)	ABD EF	EA 1	* * *	* * *	* * *		45 29
PA O ZZ	2990-927-9384	IGNITION UNIT: MANIFOLD FLAME HEATER 11588687 (19207)	BD EF	EA 1	* * *	* * *	* * *		45 30
PA O ZZ	5340-178-6078	CLAMP, ASSEMBLY, EXCITER: EXCITER UNIT TO BRACKET 11610366 (19207)	ABD EF	EA 2	* * *	* * *	* * *		45 31
PA O ZZ	2990-119-3916	CABLE AND CONDUIT ASSEMBLY, ELECTRICAL: FLAME HEATER IGNITION 11641776 (19207)	ABD EF	EA 1	* * *	* * *	* * *		45 32
GROUP 05-COOLING SYSTEM									
0503-WATER MAINFOLD, HEADERS, THERMOSTATS, AND HOUSING GASKET									
PA O ZZ	5310-080-6004	WASHER, FLAT: 13/32 ID, 13/16 OD, 0.080 THK, THER- MOSTAT HOUSING TO INTAKE MANIFOLD MS27183-14 (96906)		EA 2	* * *	* * *	* * *		46 1
PA O ZZ	5306-850-3993	BOLT, MACHINE: THERMOSTAT HOUSING TO INTAKE MANIFOLD 7748976 (19207)		EA 2	* * *	* * *	* * *		46 2
PA O ZZ	2815-179-5645	HOUSING ASSEMBLY, THERMOSTAT: 10899061 (19207)		EA 1	* * *	* * *	* * *		46 3
C PA O ZZ	4730-221-2140	PLUG, PIPE: 3/4 THERMOSTAT HOUSING MS20913-6S (96906)		EA 1	* * *	* * *	* * *		46 4
XA O ZZ		HOUSING THERMOSTAT: 10899061-1 (19207)		EA 1	* * *	* * *	* * *		46 5
C PA O ZZ	4730-221-2139	PLUG, PIPE: 1/2, THERMOSTAT HOUSING MS20913-4S (96906)		EA 1	* * *	* * *	* * *		46 6
R PA O ZZ	5330-848-9943	SEAL, PLAIN, ENCASED: THERMOSTAT 7748859 (19207)		EA 1	* * *	* * *	* * *		46 7
PA O ZZ	6620-179-2203	THERMOSTAT, FLOW CONTROL: 11641849 (19207)	ABF	EA 1	* * *	* * *	* * *		46 8
PA O ZZ	6620-850-7062	THERMOSTAT, FLOW, CONTROL: 10911114 (19207)	CDE	EA 1	* * *	* * *	* * *		46 8
PA O ZZ	2930-851-4653	GASKET: THERMOSTAT HOUSING 10889849 (19207)		EA 1	* * *	* * *	* * *		46 9
PA O ZZ	4730-541-7747	CLAMP, HOSE: 1-7/8 TO 2-27/32 ID, CYLINDER HEAD WATER OUTLET MANIFOLD TO INTAKE MANIFOLD (4), THERMOSTAT HOUSING TO WATER PUMP (2) AN737TW74-91 (88044)		EA 6	* * *	* * *	* * *		46 10
PA O ZZ	4720-999-5282	HOSE, NONMETALLIC, THERMOSTAT HOUSING TO WATER PUMP (FABRICATE FROM 4720-882-1738, 1 PC, 3.25 IN. LG) 10889991 (19207)		EA 1	* * *	* * *	* * *		46 11
C PA O ZZ	4720-882-1738	HOSE, NONMETALLIC: TYPE I, GRADE A, CLASS 2, 2.00 ID ZZH428 (81348)		FT V	* * *	* * *	* * *		46
MO O ZZ		HOSE, NONMETALLIC: CYLINDER HEAD WATER OUTLET MANIFOLD TO INTAKE MANIFOLD (FABRICATE FROM 4720-104- 2018, 2PCS, 1.75 IN. LG) 10889993 (19207)		EA 2					46 12
C PA O ZZ	4720-104-2018	HOSE, NONMETALLIC: TYPE I, GRADE A, CLASS2, 1.62 ID ZZH428 (81348)		FT V	* * *	* * *	* * *		46

(1) Source maint. and recov. code	(2) FEDERAL STOCK NUMBER	(3) DESCRIPTION  Reference no. and mfr. code	(4) Unit of Issue	(5) Qty. in Unit	(6) Direct support 30-day maint. allowance			(7) General support 30-day maint. allowance			(8) 1 yr Alw. Per 100 Equip. Cntgcy. Planning	(9) Depot maint Alw. Per 100 Equip	(10) ILLUSTRATION		
					(A)	(B)	(C)	(A)	(B)	(C)			(a) Figure No.	(b) Item or Sym. no	
		0503-CONTINUED				1-20	21-50	51-100	1-20	21-50	51-100				
PA F ZZ	5306-225-8505	BOLT, MACHINE: 5/16-18 1 3/4 LG, CYLINDER HEAD WATER OUTLET MANIFOLD TO CYLINDER HEAD MS90725-41 (96906)	EA	12	*	*	*	*	*	*			46		13
PA F ZZ	5310-959-4679	WASHER, LOCK: 5/16 ID, 0.627 OD, 0.118 THK, CYLINDER HEAD WATER OUTLET MANIFOLD TO CYLINDER HEAD MS35340- 45 (96906)	EA	12	*	*	*	*	*	*			46		14
PA F ZZ	2930-907-0650	MANIFOLD, WATER OUTLET: (USE IN PAIRS WHEN REPLACING MANIFOLD 1088969) 10951179 (19207)	EA	2	*	*	*	*	*	*			46		15
PA F ZZ	2930-851-0483	GASKET, CYLINDER HEAD WATER OUTLET MANIFOLD TO CYLINDER HEAD 10889853 (19207)	EA	6	*	*	*	*	*	*			46		16
		0504-WATER PUMP													
PA O ZZ	4730-541-7747	CLAMP HOSE: 1-7/8 TO 2-27/32 ID, WATER TUBE TO WATER PUMP AND OIL COOLER HOSES AN737TW74-91 (88044)	EA	4	*	*	*	*	*	*			47		1
MO O ZZ		HOSE, NONMETALLIC: WATER TUBE TO WATER PUMP AND OIL COOLER (FABRICATE FROM 4720-882-1738, 2PCS, 3.25 IN. LG) 10889991 (19207)	EA	2									47		2
C PA O ZZ	4720-882-1738	HOSE, NONMETALLIC: TYPE I, GRADE A, CLASS 2, 2.00 ID ZZH428 (81348)	FT	V	*	*	*	*	*	*			47		
R PA O ZZ	4710-133-8174	TUBE, BENT, STEEL: WATER PUMP TO OIL COOLER 1935616 (19207)	EA	1	*	*	*	*	*	*			47		3
PA D ZZ	2930-411-8326	PUMP ASSEMBLY, ENGINE WATER PUMP: 11641670 (19207)	EA	1									47		4
PA D ZZ	5306-850-3993	BOLT, MACHINE: WATER PUMP TO CRANKCASE 7748976 (19207)	EA	3									47		5
PA D ZZ	5310-959-4675	WASHER, LOCK: 3/8 ID, 0.746 OD, 0.133 THK, WATER PUMP TO CRANKCASE MS35340-46 (96906)	EA	3									47		6
XA D ZZ		HOUSING ASSEMBLY, WATER PUMP: 11610427 (19207)	EA	1									47		7
XA D ZZ		HOUSING, WATER PUMP: 11610429 (19207)	EA	1									47		8
C PA O ZZ	4730-221-2140	PLUG, PIPE: 3/4, PERSONNEL HEATER CONNECTION MS20913- 6S (96906)	EA	1	*	*	*	*	*	*			47		9
PA O ZZ	5307-904-5675	STUD, PLAIN: WATER PUMP HOUSING TO DRIVE HOUSING 10889073-5 (19207)	EA	6	*	*	*	*	*	*			47		10
P O ZZ	5307-791-9487	STUD, PLAIN: FAN BELT IDLER ARM ADJUSTING AND GENERATOR ADJUSTING STRAP 11641630-1 (19207)	EA	1	*	*	*	*	*	*			47		11
XA O ZZ		DRIVE ASSEMBLY, WATER PUMP AND FAN: 11610428 (19207)	EA	1									47		12
PA O ZZ	2930-901-8663	GASKET: WATER PUMP HOUSING TO WATER PUMP DRIVE HOUSING 10889854 (19207)	EA	1	*	*	*	*	*	*			47		13
XA O ZZ		DRIVE ASSEMBLY: WATER PUMP 11641854 (19207)	EA	1									47		14
PA O ZZ	4730-172-0042	FITTING, LUBRICATION: 90 DEG, 1/4-28, WATER PUMP DRIVE HOUSING MS15004-3 (96906)	EA	1	*	*	*	*	*	*			47		15
PA O ZZ	4730-826-6465	FITTING, LUBRICANT: 1/8-27, WATER PUMP DRIVE HOUSING MS35670-2 (96906)	EA	1	*	*	*	*	*	*			47		16

(1) Source maint. and recov. code	(2) FEDERAL STOCK NUMBER	(3) DESCRIPTION  Reference no. and mfr. code	(4) Unit of Issue	(5) Qty. Inc. in Unit	(6) Direct support 30-day maint. allowance (A) (B) (C)	(7) General support 30-day maint. allowance (A) (B) (C)	(8) 1 yr Alw. Per Equip. Cntgcy. Planning	(9) Depot maint Alw. Per Equip	(10) ILLUSTRATION (a) (b) Figure No. Sym. no
0504-CONTINUED									
PA O ZZ	5310-880-7744	NUT, PLAIN, HEXAGON: 5/16-18, DRIVE ASSEMBLY TO WATER PUMP HOUSING MS51967-5 (96906)	A	EA 6	* * *	* * *	* *		47 17
PA O ZZ	5310-959-4679	WASHER, LOCK: 5/16 ID, 0.627 OD, 0.118 THK, DRIVE ASSEMBLY OT WATER PUMP HOUSING MS35340-45 (96906)	A	EA 6	* * *	* * *	* *		47 18
PA D ZZ	2930-760-3200	PUMP, WATER, ENGINE COOLANT: 10935641 (19207)	BCD	EA 1					48 1
PA O ZZ	5310-880-7744	NUT, PLAIN, HEXAGON: 5/16-18, WATER PUMP HOUSING TO DRIVE HOUSING MS51967-5 (96906)	BCD	EA 6	* * *	* * *	* *		48 2
PA O ZZ	5310-959-4679	WASHER, LOCK: 5/16 ID, 0.627 OD, 0.188 THK, WATER PUMP HOUSING TO DRIVE HOUSING MS35340-45 (96906)	BCD	EA 6	* * *	* * *	* *		48 3
PA D ZZ	2930-133-8173	HOUSING, WATER PUMP: 10935640 (19207)	BCD	EA 1					48 4
XA D ZZ		HOUSING: WATER PUMP 10935640-1 (19207)	BCD	EA 1					48 5
PA O ZZ	5307-275-8548	STUD, PLAIN: WATER PUMP HOUSING TO GENERATOR ADJUSTING STRAP 8376183 (19207)	BCD	EA 1	* * *	* * *	* *		48 6
PA O ZZ	5307-904-5675	STUD, PLAIN: WATER PUMP HOUSING TO DRIVE HOUSING 10899073-5 (19207)	BCD	EA 1	* * *	* * *	* *		48 7
C PA O ZZ	4730-221-2140	PLUG, PIPE: 3/4, WATER PUMP MS20913-6S (96906)	BCD	EA 1	* * *	* * *	* *		48 8
PA O ZZ	2930-901-8663	GASKET: WATER PUMP HOUSING TO WATER PUMP DRIVE HOUSING 10889854 (19207)	BCD	EA 1	* * *	* * *	* *		48 9
C XA O ZZ		DRIVE ASSEMBLY, WATER PUMP: 10951101 (19207)	BCD	EA 1	SEE KIT				48 10
PA O ZZ	5310-167-0721	WASHER, LOCK: 5/16 ID, 0.610 OD, 0.034 THK, GENERATOR GROUND STRAP AND WATER PUMP HOUSING TO WATER PUMP DRIVE HOUSING MS35333-41 (96906)	BCD	EA 1	* * *	* * *	* *		48 11
PA D ZZ	5310-959-4675	WASHER, LOCK: 3/8 ID, 0.746 OD, 0.133 THK, WATER PUMP TO CRANKCASE MS35340-46 (96906)	BCD	EA 5					48 12
PA D ZZ	5306-850-3993	BOLT, SELF-LOCKING: WATER PUMP TO CRANKCASE 7748976 (19207)	BCD	EA 3					48 13
N XA D ZZ		HOUSING ASSEMBLY: WATER PUMP 10889961 (19207)	F	EA 1					48 14
N XA D ZZ		HOUSING, WATER PUMP: 10889859 (19207)	F	EA 1					48 15
N PA O ZZ	5307-851-8976	STUD, PLAIN: WATER PUMP HOUSING TO GENERATOR ADJUSTING STRAP (0.003 OVERSIZE) 10899091 (19207)	F	EA 1	* * *	* * *	* *		48 16
N PA O ZZ	5307-880-1156	STUD, PLAIN: OIL COOLER WATER INLET TUBE (4), WATER PUMP DRIVE SHAFT HOUSING (6) (0.003 OVERSIZE) 10899073-4 (19207)	F	EA 10	* * *	* * *	* *		48 17
N PA O ZZ	2930-899-7883	GASKET: OIL COOLER WATER INLET TUBE 10889851 (19207)	F	EA 1	* * *	* * *	* *		48 18
N PA O ZZ	2930-453-5377	TUBE, COOLING UNIT: WATER PUMP TO OIL COOLER (USE-W/HOUSING, WATER PUMP 10889859) 10899032 (19207)	F	EA 1	* * *	* * *	* *		48 19
N PA O ZZ	5310-959-4679	WASHER, LOCK: 5/16 ID, 0.627 OD, 0.118 THK, OIL COOLER WATER INLET TUBE TO WATER PUMP (USE W/TUBE 10899032) MS35340-45 (96906)	F	EA 4	* * *	* * *	* *		48 20

(1)	(2)	(3)	(4)	(5)	(6)	(7)	(8)	(9)	(10)			
Source	FEDERAL	DESCRIPTION	Unit	Qty.	Direct support	General support	1 yr	Depot	ILLUSTRATION			
maint. and	STOCK		of	Inc.	30-day maint.	30-day maint.	Alw.	maint				
recov. code	NUMBER	Reference no. and mfr. code	Usable on code	Issue in	allowance	allowance	Per	Alw.	(a)	(b)		
				Unit	(A)	(B)	100	Per	Figure	Item or		
							Equip.	100	No.	Sym. no		
							Cntgcy.	Equip				
					1-20	21-50	51-100	1-20	21-50	51-100		
							Planning					
0504-CONTINUED												
N PA O ZZ	5310-880-7744	NUT, PLAIN, HEXAGON: 5/16-18, OIL COOLER WATER INLET TUBE TO WATER PUMP (USE W/TUBE 10899032) MS51967-5 (96906)	F	EA	4	*	*	*	*	*	48	21
PA O ZZ	2930-134-4542	PARTS KIT, ENGINE WATER PUMP: 5702786 (19207)	A	EA	1	*	*	*	*	*	47	
PA O ZZ	2930-901-8663	1 GASKET 10889854 (19207)	A								47	13
KF O ZZ		1 DRIVE ASSEMBLY 11641854 (19207)	A								47	14
PA O ZZ	5330-167-8207	1 SEAL, PLAIN, ENCASED 11641652 (19207)	A								49	33
PA O ZZ	5330-866-0016	1 PACKING, PREFORMED MS29561-332 (96906)	A								49	34
PA O ZZ	2930-903-0679	PUMP, ENGINE COOLANT: PARTS KIT, WATER PUMP DRIVE 5702725 (19207)	BCD	EA	1	*	*	*	*	*	48	
PA O ZZ	2930-901-8663	1 GASKET 10889854 (19207)	BCD								48	9
C KF O ZZ		1 DRIVE ASSEMBLY, WATER PUMP 10951101 (19207)	BCD								48	10
			EF									
0505-FAN ASSEMBLY												
C MO O ZZ		WIRE, NICKEL-COPPER: 0.040 DIA, 24.00 IN. LG, END CAP TO ENGINE FAN MOUNTING SCREWS (FABRICATE FROM 9525-990-7799, 1 PC, 24.00 IN. LG) MS20995NC40-24 (96906)	A	EA	1						49	1
N PA O ZZ	9525-990-7799	WIRE, NICKEL-CHROMIUM: MS20995NC40 (96906)	A	FT	V	*	*	*	*	*	49	
R PA O ZZ	5305-753-4322	BOLT, MACHINE: 5/16-18, 1.00 LG, COOLING FAN TO FAN PULLEY MS51095-334 (96906)	A	EA	6	*	*	*	*	*	49	2
PA O ZZ	5310-407-9566	WASHER, LOCK: 5/16 ID, 0.586 OD, 0.078 THK, COOLING FAN TO FAN PULLEY MS35338-45 (96906)	A	EA	6	*	*	*	*	*	49	3
PA O ZZ	2930-782-4158	IMPELLER, FAN, AXIAL: 11610304 (19207)	A	EA	1	*	*	*	*	*	49	4
KF O ZZ		BELT: FAN IDLER PULLEY 11610317 (19207)	A	EA	2	SEE SET					49	5
PA O ZZ	5305-725-4109	SCREW, CAP, HEXAGON HEAD: 5/8-18, 1 3/4 LG, FAN IDLER ARM TO ADJUSTING ARM MS90726-163 (96906)	A	EA	1	*	*	*	*	*	49	6
PA O ZZ	5310-820-6653	WASHER, LOCK: 5/8 ID, 1.079 OD, 0.156 THK, IDLER ARM TO WATER PUMP (1), ADJUSTING ARM TO IDLER ARE (1), ADJUSTING ARE TO WATER PUMP (1) MS35338-50 (96906)	A	EA	3	*	*	*	*	*	49	7
PA O ZZ	5310-791-7324	WASHER, LOCK: FAN IDLER ADJUSTING ARM TO IDLER ADJUSTING ARM 11614143 (19207)	A	EA	1	*	*	*	*	*	49	8
PA O ZZ	5310-763-8905	NUT, PLAIN, HEXAGON: 5/8 -18, FAN BELT IDLER ADJUSTING ARM TO WATER PUMP MS51968-20 (96906)	A	EA	1	*	*	*	*	*	49	9
PA O ZZ	5340-182-9737	STAY, SLIDING: FAN BELT IDLER ADJUSTING 11610309 (19207)	A	EA	1	*	*	*	*	*	49	10
PA O ZZ	5305-724-5935	SCREW, CAP, HEXAGON HEAD: 5/8-11, 3 1/4 LG, FAN BELT IDLER ARM TO WATER PUMP HOUSING MS90725-169 (96906)	A	EA	1	*	*	*	*	*	49	11
PA O ZZ	5310-823-8803	WASHER, FLAT: 0.656 ID, 1.321 OD, 0.098 THK, FAN BELT IDLER ARM TO WATER PUMP HOUSING MS27183-21 (96906)	A	EA	1	*	*	*	*	*	49	12
PA O ZZ	2930-782-4157	ARM ASSEMBLY, FAN DRIVE IDLER: 11610315 (19207)	A	EA	1	*	*	*	*	*	49	13
C PA O ZZ	4730-018-9566	PLUG, PIPE: 1/8-27, IDLER PULLEY ARM OIL HOLE 189566 (21450)	A	EA	1	*	*	*	*	*	49	14

(1)	(2)	(3)	(4)	(5)	(6)	(7)	(8)	(9)	(10)		
Source	FEDERAL	DESCRIPTION	Unit	Qty.	Direct support	General support	1 yr	Depot	ILLUSTRATION		
maint. and	STOCK		of	Inc.	30-day maint.	30-day maint.	Alw.	maint			
recov. code	NUMBER	Reference no. and mfr. code	Usable on code	Issue in	allowance	allowance	Per	Alw.	(a)	(b)	
				Unit	(A)	(B)	100	Per	Figure	Item or	
							Equip.	100	No.	Sym. no	
							Cntgcy.	Equip			
					1-20	21-50	51-100	1-20	21-50	51-100	
							Planning				
0505-CONTINUED											
XA XX		ARM ASSEMBLY: FAN IDLER PULLEY 11610325 (19207)	A	EA	1					49	15
PA O ZZ	4730-172-0042	FITTING, LUBRICATION : 90 DEG, 1/4-28, FAN IDLER PULLEY MS15004-3 (96906)	A	EA	1	*	*	*	*	49	16
PA O ZZ	4730-826-6465	FITTING, LUBRICANT: 1/8-27, PRESSURE RELIEF FAN IDLER PULLEY MS35670-2 (96906)	A	EA	1	*	*	*	*	49	17
PA O ZZ	5330-167-8208	SEAL, PLAIN: FAN BELT IDLER PULLEY TO SHAFT 11610324 (19207)	A	EA	1	*	*	*	*	49	18
PA O ZZ	2815-809-8178	PULLEY, GROOVE: FAN DRIVE IDLER 11610323 (19207)	A	EA	1	*	*	*	*	49	19
PA O ZZ	3110-554-3936	BEARING, BALL, ANNULAR: FAN IDLER PULLEY 5304H (52676)	A	EA	1	*	*	*	*	49	20
R PA O ZZ	5365-805-6002	RING, RETAINING: 0.733 ID, 0.042 THK, EXTERNAL FAN IDLER PULLEY BEARING MS16624-78 (96906)	A	EA	1	*	*	*	*	49	21
R PA O ZZ	5365-282-0721	RING, RETAINING: 2.195 ID, 0.078 THK, INTERNAL FAN IDLER PULLEY BEARING MS16631-206 (96906)	A	EA	1	*	*	*	*	49	22
PA O ZZ	5340-054-1416	PLUG, EXPANSION: 2 1/4 OD, 0.083 THK, FAN IDLER PULLEY MS35648-16 (96906)	A	EA	1	*	*	*	*	49	23
PA O ZZ	3120-110-4096	BUSHING, SLEEVE: FAN IDLER PULLEY ARM PIVOT 11610303 (19207)	A	EA	1	*	*	*	*	49	24
XA O ZZ		CAP, COOLING FAN END: 11610434 (19207)	A	EA	1					49	25
PA O ZZ	5310-410-2924	NUT, SELF-LOCKING HEXAGON: FAN DRIVE 11640428-1 (19207)	A	EA	1	*	*	*	*	49	26
PA O ZZ	5310-400-2515	WASHER, FLAT: FAN DRIVE 11641841-1 (19207)	A	EA	1	*	*	*	*	49	27
PA O ZZ	2815-809-8176	PULLEY, GROOVE: FAN DRIVE 11610433 (19207)	A	EA	1	*	*	*	*	49	28
C PA O ZZ	3110-144-8519	BEARING, BALL: 0.9843 ID, 2.4409 OD, 0.6693 WD, FAN DRIVE PULLEY 700334 (21450)	A	EA	2	*	*	*	*	49	29
XA O ZZ		SPACER, FAN PULLEY: 11641660 (19207)	A	EA	1					49	30
XA O ZZ		PULLEY, FAN DRIVE: 11610435 (19207)	A	EA	1					49	31
PA O ZZ	4730-172-0040	FITTING, LUBRICATION: 1/4-28 FAN DRIVE MS15004-1 (96906)	A	EA	2	*	*	*	*	49	32
R PA O ZZ	5330-167-8207	SEAL, PLAIN, ENCASED: FAN DIRVE PULLEY 11641652 (19207)	A	EA	1	*	*	*	*	49	33
PA O ZZ	5330-866-0016	PACKING, PREFORMED: 2.350 ID, DRIVE PULLEY MS29561-332 (96906)	A	EA	1	*	*	*	*	49	34
PA O ZZ	2930-113-0768	IMPELLER, FAN, AXIAL: ENGINE COOLING 11641747 (19207)	BCD EF	EA	1	*	*	*	*	49	35
KF O ZZ		BELT: WATER PUMP AND GENERATOR DRIVE 10889856 (19207)	BCD EF	EA	2	SEE SET				49	36
PA O ZZ	5365-443-5262	SPACER, PLATE: ENGINE FAN 11641748 (19207)	B	EA	1	*	*	*	*	49	37
PA O ZZ	5306-225-8500	BOLT, MACHINE: 5/16-18, 1 1-8 LG, ENGINE FAN TO WATER PUMP PULLEY MS90725-35 (96906)	CD EF	EA	4	*	*	*	*	49	38
PA O ZZ	5306-225-8503	BOLT, K MACHINE: 5/16-18, 1 3/4 LG, ENGINE FAN AND SPACER TO WATER PUMP PULLEY MS90725-39 (96906)	B	EA	4	*	*	*	*	49	38
PA O ZZ	5310-959-4679	WASHER, LOCK: 5/16 ID, 0.627 OD, 0.118 THK, ENGINE FAN TO WATER PUMP PULLEY MS35340-45 (96906)	BCD EF	EA	4	*	*	*	*	49	39



(1) Source maint. and recov. code	(2) FEDERAL STOCK NUMBER	(3) DESCRIPTION  Reference no. and mfr. code	(4) Unit of Issue	(5) Qty. of Inc. in Unit	(6) Direct support 30-day maint. allowance (A) (B) (C)	(7) General support 30-day maint. allowance (A) (B) (C)	(8) 1 yr Alw. Per 100 Equip. Cntgcy. Planning	(9) Depot maint Alw. Per 100 Equip	(10) ILLUSTRATION (a) Figure (b) Item or Sym. no
0505-CONTINUED									
PAOZZ	3030-134-7936	BELTS, V, MATCHED SET: FAN DRIVE 57027884 (19207)	A	EA 1	*	*	*	*	49
KFOZZ		2 BELT, V 11610317 (19207)	A						49 5
PAOZZ	3030-863-7738	BELTS, V, MATCHED SET: WATER PUMP AND GENERATOR DRIVE 5702650 (19207)	BCD EF	EA 1	*	*	*	*	49
KFOZZ		2 BELT 10889856 (19207)	BCD EF						49 36
GROUP 06-ELECTRICAL SYSTEM									
0601-GENERATOR, ALTERNATOR									
PAOFF	2920-782-4156	GENERATOR, ENGINE ACCESSORY:p ASSEMBLY, WITHOUT PULLEY, RECTIFIED AC, 28V, 30-80-AMPERE OUTPUT 11613630 (19207)	A	EA 1	*	*	*	*	50 1
PAOZZ	5315-616-5523	KEY, WOODRUFF: 5/32 WD, 3/4 LG, GENERATOR SHAFT TO PULLEY MS35756-11 (96906)	A	EA 1	*	*	*	*	50 2
PAOZZ	5305-050-1076	SCREW, CAP, HEXAGON HEAD: 7/16-14, 1 1/2 LG, GENERATOR MOUNTING BRACKET TO CRANKCASE MS90725-89 (96906)	EA	3	*	*	*	*	50 3
PAOZZ	5310-080-9785	WASHER, LOCK: 7/16 ID, 0.464 OD, 0.050 THK, GENERATOR MOUNTING BRACKET TO CRANKCASE MS45904-80-(96906)	EA	3	*	*	*	*	50 4
PAOZZ	2920-492-8140	BRACKET, GENERATOR: MOUNTING 11614145 (19207)	A	EA 1	*	*	*	*	50 5
PAOZZ	2920-247-0000	BRACKET, GENERATOR, MOTOR: MOUNTING 10889930 (19207)	BCD EF	EA 1	*	*	*	*	50 5
C PAOZZ	2920-194-2689	ADJUSTING ARM: ALTERNATOR 11614144 (19207)	A	EA 1	*	*	*	*	50 6
PAOZZ	5310-791-7324	WASHER, LOCK GENERATOR ADJUSTING ARM TO GENERATOR 11614143 (19207)	A	EA 1	*	*	*	*	50 7
PAOZZ	5310-820-6653	WASHER, LOCK: 5/8 ID, 1.079 OD, 0.156 THK, GENERATOR ADJUSTING ARM TO GENERATOR MS35338-50 (96906)	A	EA 1	*	*	*	*	50 8
PAOZZ	5305-725-4109	SCREW, CAP, HEXAGON HEAD: 5/8-18, 1 3/4 LG, GENERATOR ADJUSTING ARM TO GENERATOR MS90726-163 (96906)	A	EA 1	*	*	*	*	50 9
KFOZZ		BELT: WATER PUMP AND ALTERNATOR 11610265 (19207)	A	EA 3	SEE SET				50 10
PAOZZ	5310-939-0783	NUT, SELF-LOCKING, HEXAGON: 3/4-16, GENERATOR PULLEY TO SHAFPT MS21083N12 (96906)	A	EA 1	*	*	*	*	50 11
PAOZZ	5310-584-7799	WASHER, FLAT: 13/16 ID, 1 1/2 OD, 5/32 THK, GENERATOR PULLEY TO SHAFPT MS15795-822 (96906)	A	EA 1	*	*	*	*	50 12
PAOZZ	2920-782-4151	PULLEY, GROOVE: GENERATOR (USE W/GENERATOR 2920-782-4156) 11610305 (19207)	A	EA 1	*	*	*	*	50 13
PAOZZ	5310-118-6254	WASHER, RECESSED: GENERATOR TO GENERATOR MOUNTING BRACKET 11614142 (19207)	A	EA 4	*	*	*	*	50 14
PAOZZ		NUT, SELF-LOCKING, HEXAGON: GENERATOR TO GENERATOR MOUNTING BRACKET 11610307 (19207)	A	EA 2	*	*	*	*	50 15
PAOZZ	5305-725-4114	SCREW, CAP, HEXAGON HEAD: 5/8-18, 2 1/2 LG, GENERATOR TO GENERATOR MOUNTING BRACKET MS90726-166 (96906)	A	EA 2	*	*	*	*	50 16

(1) Source maint. and recov. code	(2) FEDERAL STOCK NUMBER	(3) DESCRIPTION  Reference no. and mfr. code	(4) Unit of Issue	(5) Qty. Inc. in	(6) Direct support 30-day maint. allowance  Usable on code	(7) General support 30-day maint. allowance  Unit	(8) 1 yr Alw. Per Equip. Cntgcy. Planning	(9) Depot maint Alw. Per Equip.	(10) ILLUSTRATION  (a) Figure No.	(b) Item or Sym. no
					(A) (B) (C)	(A) (B) (C)	100 100	100		
0601-CONTINUED										
PAOZZ	5305-269-3210	SCREW, CAP, HEXAGON HEAD: 3/8-16, 7/8 LG, GENERATOR ADJUSTING STRAP TO GENERATOR MS90725-59 (96906)	BCD EF	EA 1	* * *	* * *	* *		50	17
PAOZZ	5310-143-6488	WASHER, KEY: GENERATOR ADJUSTING STRAP TO GENERATOR 10871194 (19207)	BCD EF	EA 1	* * *	* * *	* *		50	18
PAOZZ	5310-959-4675	WASHER, LOCK: 3/8 ID, 0,746 OD, 0.133 THK, GENERATOR ADJUSTING STRAP MS35340-46 (96906)	BCD EF	EA 2	* * *	* * *	* *		50	19
PAOZZ	5315-616-5526	KEY, WOODRUFF: 1/8 WD, 5/8 LG, GENERATOR SHAFT TO PULLEY (USE W/GENERATOR 2920-293-4380, 2920-737- 4750, 2920-903-9534 AND 2920-909-2483) MS35756-8 (96906)	BCD EF	EA 1	* * *	* * *	* *		50	20
PAOZZ	5340-490-4134	STRAP, RETAINING: GENERATOR ADJUSTING 10898717 (19207)	BC DF	EA 1	* * *	* * *	* *		50	21
N PAOZZ		STAY, SLIDING: GENERATOR ADJUSTING 11642060 (19207)	E	EA 1	* * *	* * *	* *		50	21
PAOFF	2920-293-4380	GENERATOR, ENGINE ACCESSORY: ASSEMBLY (OPTIONAL W/GENERATOR 2920-903-9534) (REFER TO TM 9-2920-214-35 FOR COMPONENT PARTS: 7355736 (19207)	BCF	EA 1	* * *	* * *	* *		50	22
PAOFF	2920-903-9534	GENERATOR, ENGINE ACCESSORY: ASSEMBLY, WITHOUT PULLEY, DC, 28V, 25-AMPERE OUTPUT (OPTIONAL W/GENERATOR 2920-293-4380) (REFER TO TM 9-2920- 247-34 FOR COMPONENT PARTS) 10950808 (19207)	BCF	EA 1	* * *	* * *	* *		50	22
PAOFF	2920-909-2483	GENERATOR, ENGINE ACCESSORY: ASSEMBLY WITHOUT PULLEY, SOLID STATE, AC, 28V, 60-AMPERE OUTPUT 10929868 (19207)	DE	EA 1	* * *	* * *	* *		50	22
N PAOFF	2920-737-4750	GENERATOR, ENGINE ACCESSORY: ASSEMBLY (FOR SERVICE USE GENERATOR 2920-903-9534) 7524310 (19207)	F	EA 1	* * *	* * *	* *		50	22
PAOZZ	5310-732-0558	NUT, PLAIN, HEXAGON: 3/8-16, GENERATOR ADJUSTING STRAP TO WATER PUMP BODY MS51967-8 (96906)	BCD EF	EA 1	* * *	* * *	* *		50	23
PAOZZ	6150-112-0236	LEAD, ELECTRICAL: GENERATOR TO WATER PUMP GROUND 11610016 (19207)	BCF	EA 1	* * *	* * *	* *		50	24
PAOZZ	5310-167-0721	WASHER, LOCK: 5/16 ID,K 0.610 OD, 0.034 THK, GENERATOR GROUND LEAD TO WATER PUMP MS35333-41 (96906)	BCD EF	EA 1	* * *	* * *	* *		50	25
PAOZZ	5310-193-7574	WASHER, LOCK: GENERATOR GROUND LEAD GENERATOR END PLATE 3731070000 (13499)	BCF	EA 1	* * *	* * *	* *		50	26
PAOZZ	2920-848-8405	PULLEY, GROOVE: GENERATOR (USE W/GENERATOR 2920-293-4380, 2920-903-9534 AND 2920-909-2483) 10889929 (19207)	BCD EF	EA 1	* * *	* * *	* *		50	27
PAOZZ	5310-809-5998	WASHER, FLAT: 1/2 ID, 1-1/16 OD, 3/32 THK, GENERATOR PULLEY TO GENERATOR SHAFT (USE W/GENERATOR 2920- 293-4380, 2920-737-4750 AND 2920-903-9534) MS27183- 18 (96906)	BCF	EA 1	* * *	* * *	* *		50	28
PAOZZ	5310-614-3505	WASHER, FLAT: 21/32 ID, 1-5/16 OD, 5/32 THK, GENERATOR PULLEY TO GENERATOR SHAFT (USE W/GENERATOR 2920-909-2483) MS15795-820 (96906)	DE	EA 1	* * *	* * *	* *		50	28

(1) Source maint. and recov. code	(2) FEDERAL STOCK NUMBER	(3) DESCRIPTION  Reference no. and mfr. code	(4) Unit of Issue	(5) Qty. Inc. in Unit	(6) Direct support 30-day maint. allowance (A) (B) (C)	(7) General support 30-day maint. allowance (A) (B) (C)	(8) 1 yr Alw. Per 100 Equip. Cntgcy. Planning	(9) Depot maint Alw. Per 100 Equip	(10) ILLUSTRATION  (a) Figure (b) Item or Sym. no
0601-CONTINUED									
PAOZZ	5310-902-9369	NUT, SELF-LOCKING, HEXAGON: 1/2-20, GENERATOR\ PULLEY TO GENERATOR SHAFT (USE W/GENERATOR 2920- 293-4380, 2920-737-4750 AND 2920-903-9534) MS21083N8 (96906)	BCF	EA 1	* * *	* * *	* *		50 29
C PAOZZ	5310-253-1205	NUT, SELF-LOCKING, HEXAGON: GENERATOR PULLEY TO GENERATOR SHAFT (USE W/GENERATOR 2920-909-2483) 11613407-2 (19207)	DE	EA 1	* * *	* * *	* *		50 29
PAOZZ	5310-184-8973	WASHER, FLAT: 15/32 ID, 7/8 OD, 3/32 THK, GENERATOR TO MOUNTING BRACKET MS9320-13 (96906)	BCD EF	EA 4	* * *	* * *	* *		50 30
PAOZZ	5315-939-0832	PIN, COTTER: 0.090 DIA, 0.875 LG, GENERATOR MOUNTING BOLT MS9245-46 (96906)	BCD EF	EA 2	* * *	* * *	* *		50 31
PAOZZ	5310-167-1288	NUT, PLAIN, CASTELLATED, HEXAGON: 7/16-20, GENERATOR TO MOUNTING BRACKET AN310-7 (88044)	BCD EF	EA 2	* * *	* * *	* *		50 32
PAOZZ	5306-143-3299	BOLT, MACHINE: 7/16-20, 1-11/16 LG, GENERATOR TO MOUNTING BRACKET AN102320 (88044)	BCD EF	EA 2	* * *	* * *	* *		50 33
KFOZZ		SHIM: 0.468 ID, 1.00 OD, 0.002 THK, GENERATOR MOUNTING 11610015-1 (19207)	BCD EF	EA V	SEE SET-				50 34
KFOZZ		SHIM: 0.468 ID, 1.00 OD, 0.005 THK, GENERATOR MOUNTING 11610015-2 (19207)	BCD EF	EA V	SEE SET-				50 35
KFOZZ		SHIM: 0.468 ID, 1.00 OD, 0.010 THK, GENERATOR MOUNTING 11610015-3 (19207)	BCD EF	EA V	SEE SET-				50 36
N PAOZZ	5310-584-5272	WASHER, LOCK: 1/2 ID, 0.873 OD, 0.125 THK, GENERATOR PULLEY TO GENERATOR SHAFT (USE W/NUT 5310-842-1490 ON GENERATOR 2920-737-4750) MS35338-48 (96906)	F	EA 1	* * *	* * *	* *		50 37
N PAOZZ	5315-842-3651	PIN, COTTER: 3/32 DIA, 3.00 LG, GENERATOR PULLEY TO GENERATOR SHAFT (USE W/GENERATOR 2920-737-4750) MS24665-295 (96906)	F	EA 1	* * *	* * *	* *		50 38
N PAOZZ	5310-842-1490	NUT, PLAIN, BLIND RIVET: 1/2-20, GENERATOR PULLEY TO GENERATOR (FOR SERVICE USE NUT 5310-902-9369) MS35692-37 (96906)	F	EA 1	* * *	* * *	* *		50 39
PAOZZ	2920-119-0859	SHIM SET: GENERATOR MOUNTING 5702744 (19207)	BCD EF	EA 1	* * *	* * *	* *		50
KFOZZ		2 SHIM 11610015-1 (19207)	BCD EF						50 34
KFOZZ		1 SHIM 11610015-2 (19207)	BCD EF						50 35
KFOZZ		1 SHIM 11610015-3 (19207)	BCD EF						50 36
PAOZZ	3030-443-0618	BELTS, V, MATCHED SET: WATER PUMP AND GENERATOR DRIVE 5702785 (19207)	A	EA 1	* * *	* * *	* *		50
KFOZZ		3 BELT, V 11610265 (19207)	A						50 10
0603-STARTING MOTOR									
PAOZZ	2920-782-4155	GASKET: STARTER MOUNTING 11610318 (19207)	A	EA 1	* * *	* * *	* *		51 1

(1) Source maint. and recov. code	(2) FEDERAL STOCK NUMBER	(3) DESCRIPTION  Reference no. and mfr. code	(4) Unit of Issue	(5) Qty. Inc. in Unit	(6) Direct support 30-day maint. allowance (A) (B) (C)	(7) General support 30-day maint. allowance (A) (B) (C)	(8) 1 yr Alw. Per Equip. Cntgcy. Planning	(9) Depot maint Alw. Per Equip	(10) ILLUSTRATION (a) (b) Figure Item or No. Sym. no
0603-CONTINUED									
PAOFF	2920-226-6545	STARTER, ENGINE, ELECTRICAL: ASSEMBLY (OPTIONAL W/STARTER 2920-267-9987 AND 2920-999-6216) (REFER TO TM 9-2815-210-34 TO MOUNTING FLANGE INDEXING) (REFER TO TM 9-2920-242-35 FOR COMPONENT PARTS) 10911018-1 (19207)	EA	1	* * *	* * *	* *		51 2
PAOFF	2920-267-9987	STARTER, ENGINE, ELECTRICAL: (OPTIONAL W/STARTER 2920-226-6545 AND 2920-999-6216) (REFER TO TM 9-2815-210-34 FOR MOUNTING FLANGE INDEXING) (REFER TO TM 9-2920-243-35 FOR COMPONENT PARTS) 10935376 (19207)	EA	1	* * *	* * *	* *		51 2
PAOFF	2920-999-6216	STARTER, ENGINE, ELECTRICAL: (OPTIONAL W/STARTER 2920-226-6545 AND 2920-267-9987) (REFER TO TM 9-2815-210-34 FOR MOUNTING FLANGE INDEXING) (REFER TO TM 9-2920-248-35 FOR COMPONENT PARTS) 10951385-1 (19207)	EA	1	* * *	* * *	* *		51 2
PAOZZ	5310-045-5001	WASHER, LOCK: 5/8 ID, 1.164 OD, 0.212 THK, STARTER TO FLYWHEEL HOUSING MS35340-50 (96906)	EA	3	* * *	* * *	* *		51 3
C PAOZZ	5310-763-8920	NUT, PLAIN, HEXAGON: 5/8-11, STARTER TO FLYWHEEL HOUSING MS51967-20 (96906)	EA	3	* * *	* * *	* *		51 4
PAOZZ	2920-860-9153	GASKET: STARTER MOUNTING 10889926 (19207)	EA	1	* * *	* * *	* *		51 5
PAOZZ	2920-177-9158	ADAPTER, STARTER MOTOR: 10889928 (19207)	EA	1	* * *	* * *	* *		51 6
PAOZZ	2920-860-9154	GASKET: STARTER MOUNTING 10889927 (19207)	EA	1	* * *	* * *	* *		51 7
PAOZZ	2920-088-9372	GASKET SET: STARTER MOUNTING 5702692 (19207)	EA	1	* * *	* * *	* *		51
PAOZZ	2920-860-9153	1 GASKET 01889926 (19207)							51 5
PAOZZ	2920-860-9154	1 GASKET 10889927 (19207)							51 7
0610-SENDING UNITS AND WARNING SWITCHES									
PAOZZ	6620-814-4770	TRANSMITTER, PRESSURE:p 24V, DC, 60 PSI, 2-3/16 DIA, 1/4-18, 4 3/4 LG, OIL PRESSURE MS24538-1 (96906)	EA	1	* * *	* * *	* *		52 1
PAOZZ	4730-301-7470	COUPLING, PIPE: 1/4-18, EXT TO INT THD, PRESSURE SENDING UNIT 444000 (21450)	EA	1	* * *	* * *	* *		52 2
PAOZZ	4730-231-5602	ELBOW, PIPE: 90 DEG, 1/4, OIL PRESSURE SENDING UNIT AN914-2 (88044)	EA	1	* * *	* * *	* *		52 3
PAOZZ	4730-542-5599	ELBOW, PIPE: 45 DEG, 1/4-18, OIL PRESSURE SENDING UNIT 444055 (21450)	EA	1	* * *	* * *	* *		52 3
	6685-814-5271	TRANSMITTER, TEMPERATURE, ELECTRICAL RESISTANCE: 120 DEG TO 320 DEG F., WATER MS24537-1 (96906)	EA	1	* * *	* * *	* *		52 4

(1) Source maint. and recov. code	(2) FEDERAL STOCK NUMBER	(3) DESCRIPTION  Reference no. and mfr. code	(4) Unit of Issue	(5) Qty. Inc. in Unit	(6) Direct support 30-day maint. allowance (A) (B) (C)	(7) General support 30-day maint. allowance (A) (B) (C)	(8) 1 yr Alw. Per Equip. Cntgcy. Planning	(9) Depot maint Alw. Per Equip	(10) ILLUSTRATION (a) Figure (b) Item or Sym. no
GROUP 12-BRAKES									
1209-AIR COMPRESSOR ASSEMBLY									
PAOZZ	5310-880-8189	NUT, PLAIN, HEXAGON: 7/16-14, AIR COMPRESSOR TO AIR COMPRESSOR SUPPORT MS51967-11 (96906)	EA	4	* * *	* * *	* *		53 1
PAOFF	2530-863-3155	COMPRESSOR, RECIPROCATING, POWER DRIVEN: MS51322-1 (96906)	EA	1	* * *	* * *	* *		53 2
PAOZZ	5330-498-2426	GASKET: UNLOADER VALVE 11641987 (19207)	EA	1	* * *	* * *	* *		53 3
PAOZZ		UNLOADER VALVE ASSEMBLY:p N13799E (06721)	EA	1	* * *	* * *	* *		53 4
PAOZZ	2530-828-5027	GASKET: AIR COMPRESSOR DISCHARGE ELBOW OR MANIFOLD TO AIR COMPRESSOR 7748823 (19207)	EA	1	* * *	* * *	* *		53 5
PAOZZ	5310-550-1130	WASHER, LOCK: 1/4 ID, 0.478 OD, 0.028 THK, UNLOADER VALVE ASSEMBLY TO AIR COMPRESSOR MS35333-40 (96906)	EA	2	* * *	* * *	* *		53 6
PAOZZ	5310-768-0319	NUT, PLAIN, HEXAGON: 1/2-28, UNLOADER VALVE TO AIR COMPRESSOR MS51968-2 (96906)	EA	2	* * *	* * *	* *		53 7
PAOZZ	4730-202-9744	ELBOW, PIPE TO TUBE: 90 DEG, 1/8-27, 7/16-24 NS, AIR COMPRESSOR UNLOADER VALVE 570822 (21450)	EA	1	* * *	* * *	* *		53 8
C PAOZZ	4730-518-9043	ELBOW, FLANGE TO TUBE: AIR COMPRESSOR DISCHARGE 5189043 (19207)	EA	1	* * *	* * *	* *		53 9
PAOZZ	4730-054-2572	NUT, TUBE COUPLING: 1/2 TUBE AIR COMPRESSOR DISCHARGE ELBOW OR MANIFOLD MS39196-4 (96906)	EA	1	* * *	* * *	* *		53 10
PAOZZ	4730-054-2571	SLEEVE, COMPRESSION: 1/2 TUBE, AIR COMPRESSOR DISCHARGE ELBOW OR MANIFOLD MS39197-4 (96906)	EA	1	* * *	* * *	* *		53 11
PAOZZ	4730-078-4097	ELBOW, TUBE TO BAR: DISCHARGE AIR COMPRESSOR 8748337 (19207)	EA	1	* * *	* * *	* *		53 12
PAOZZ	5310-959-4679	WASHER, LOCK: 5/16 ID, 0.627 OD, 0.118 THK, AIR COMPRESSOR DISCHARGE ELBOW OR MANIFOLD TO AIR COMPRESSOR (2), AIR COMPRESSOR INLET ELBOW OR AIR CLEANER TO AIR COMPRESSOR (2) MS35340-45 (96906)	EA	4	* * *	* * *	* *		53 13
PAOZZ	5306-225-8503	BOLT, MACHINE: 5/16-18, 1 3/4 LG, AIR COMPRESSOR DISCHARGE ELBOW TO AIR COMPRESOR MS90725-39 (96906)	EA	2	* * *	* * *	* *		53 14
PAOZZ	5306-225-8497	BOLT, MACHINE: 5/16-18, 3/4 LG, AIR COMPRESSOR INLET ELBOW OR AIR CLEARNER TO AIR COMPRESSOR MS90725-32 (96906)	EA	2	* * *	* * *	* *		53 15
PAOZZ		ELBOW: AIR COMPRESSOR INLET 11610320 (19207)	EA	1	* * *	* * *	* *		53 16
PAOZZ	2530-818-0508	GASKET: AIR COMPRESSOR INLET ELBOW OR AIR CLEANER 7748826 (19207)	EA	1	* * *	* * *	* *		53 17
PAOZZ	5315-012-4553	KEY, WOODRUFF: 1/4 WD, 1.00 LG, AIR COMPRESSOR SHAFT TO PULLEY MS35756-17 (96906)	EA	1	* * *	* * *	* *		53 18
PAOFF	3020-115-4411	PULLEY, GROOVE: AIR COMPRESSOR 11641644 (19207)	EA	1	* * *	* * *	* *		53 19
XADZZ		PULLEY ASSEMBLY, AIR COMPRESSOR: 11641645 (19207)	EA	1					53 20
XADZZ		PIN, HEADED: AIR COMPRESSOR PULLEY SPRING RETAINER 11641647 (19207)	EA	4					53 21
XADZZ		PULLEY, AIR COMPRESSOR: 11641646 (19207)	EA	1					53 22
XADZZ		PULLEY ASSEMBLY, AIR COMPRESSOR: 11641648 (19207)	EA	1					53 23

(1) Source maint. and recov. code	(2) FEDERAL STOCK NUMBER	(3) DESCRIPTION  Reference no. and mfr. code	(4) Unit of Issue	(5) Qty. Inc. in Unit	(6) Direct support 30-day maint. allowance (A) (B) (C)	(7) General support 30-day maint. allowance (A) (B) (C)	(8) 1 yr Alw. Per Equip. Cntgcy. Planning	(9) Depot maint Alw. Per Equip	(10) ILLUSTRATION (a) Figure (b) Item or Sym. no
1209-CONTINUED									
KDDZZ		SEAL, OIL: AIR COMPRESSOR PULLEY 11610333 (19207)	A	EA 2	SEE KIT			53	24
KDDZZ		BEARING, SLEEVE: AIR COMPRESSOR PULLEY 11610334 (19207)	A	EA 1	SEE KIT			53	25
XADZZ		PULLEY: AIR COMPRESSOR 11641649 (19207)	A	EA 1				53	26
KDDZZ		BEARING, SLEEVE: AIR COMPRESSOR PULLEY 11610329 (19207)	A	EA 4	SEE KIT			53	27
PADZZ	5315-844-3965	PIN, SPRING: 3/16 DIA, 3/4 LG, AIR COMPRESSOR PULLEY MS16562-48 (96906)	A	EA 1				53	28
XADZZ		SPRING, COMPRESSION: AIR COMPRESSOR PULLEY 11610331 (19207)	A	EA 1				53	29
XADZZ		RETAINER: AIR COMPRESSOR PULLEY SPRING 11641650 (19207)	A	EA 1				53	30
R KDDZZ	5365-805-6005	RING, RETAINING: 0.1468 ID, 0.035 THK, AIR COMPRESSOR PULLEY MS16624-3050 (96906)	A	EA 4	SEE KIT-			53	31
PAOZZ	5310-045-1083	NUT, SELF-LOCKING, HEXAGON: 3/4-16, AIR COMPRESSOR PULLEY TO SHAFT 451083 (21450)		EA 1	* * *	* * *		53	32
R PAOZZ	4310-986-0013	AIR CLEANER, INTAKE: AIR COMPRESSOR MS53005-1 (96906)	BCD EF	EA 1	* * *	* * *		53	33
PAOZZ	5305-269-3214	SCREW, CAP, HEXAGON HEAD: 3/8-16, 1 1/2 LG, AIR COMPRESSOR ADJUSTABLE PULLEY HALF TO AIR COMPRESSOR PULLEY FLANGE MS90725-64 (96906)	BCD EF	EA 2	* * *	* * *		53	34
PAOZZ	5310-959-4675	WASHER, LOCK: 3/8 ID, 0.746 OD, 0.133 THK, AIR COMPRESSOR ADJUSTABLE PULLEY HALF TO AIR COMPRESSOR PULLEY FLANGE MS35340-46 (96906)	BCD EF	EA 2	* * *	* * *		53	35
PAOZZ	2530-860-0573	PULLEY HALF, COMPRESSOR: AIR COMPRESSOR DIRVE 10889938 (19207)	BCD EF	EA 1	* * *	* * *		53	36
PAOZZ	2530-860-0572	FLANGE, PULLEY, COMPRESSOR: AIR COMPRESSOR DRIVE 10889937 (19207)	BCD EF	EA 1	* * *	* * *		53	37
PAOZZ	3030-849-1033	BELT, V: AIR COMPRESSOR DIRVE 10889932 (19207)	BCD EF	EA 1	* * *	* * *		53	38
R PAOZZ	5305-225-8499	SCREW, CAP, HEXAGON HEAD: 5/16-18, 1 LG, AIR COMPRESSOR DISCHARGE MANIFOLD TO AIR COMPRESSOR MS90725-34 (96906)	CDE	EA 2	* * *	* * *		53	39
PAOZZ	2530-908-7303	MANIFOLD, DISCHARGE: AIR COMPRESSOR 7771286 (19207)	CDE	EA 1	* * *	* * *		53	40
PAOZZ	3030-113-8077	BELT, V: AIR COMPRESSOR DRIVE 11610316 (19207)	A	EA 1	* * *	* * *		53	41
PAOZZ	2530-860-0574	GASKET: AIR COMPRESSOR SUPPORT TO CRANKCASE 10889933 (19207)		EA 1	* * *	* * *		53	42
PAOZZ	5310-080-6004	WASHER, FLAT: 13/32 ID, 13/16 OD, 0.080 THK, AIR COMPRESSOR SUPPORT TO CRANKCASE MS27183-14 (96906)		EA 7	* * *	* * *		53	43
PAOZZ	5305-269-3210	SCREW, CAP, HEXAGON HEAD: 3/8-16, 7/8 LG, AIR COMPRESSOR SUPPORT TO CRANKCASE MS90725-59 (96906)		EA 7	* * *	* * *		53	44
C PAOZZ	2815-936-5346	SUPPORT AIR COMPRESSOR: 10951011 (19207)		EA 1	* * *	* * *		53	45
PAOZZ	4730-044-4688	PLUG, PIPE: 1/8-27, AIR COMPRESSOR SUPPORT OIL HOLE 444688 (21450)		EA 1	* * *	* * *		53	46

(1)	(2)	(3)	(4)	(5)	(6)	(7)	(8)	(9)	(10)		
Source	FEDERAL	DESCRIPTION	Unit	Qty.	Direct support	General support	1 yr	Depot	ILLUSTRATION		
maint. and	STOCK		of	Inc.	30-day maint.	30-day maint.	Alw.	maint			
recov. code	NUMBER	Reference no. and mfr. code	Usable on code	Issue in	allowance	allowance	Per	Alw.	(a)	(b)	
				Unit	(A)	(B)	100	Per	Figure	Item or	
							Equip.	100	No.	Sym. no	
							Cntgcy.	Equip			
					1-20	21-50	51-100	1-20	21-50	51-100	
							Planning				
1209-CONTINUED											
PAOZZ	5307-851-8971	STUD, PLAIN: AIR COMPRESSOR SUPPORT (USED W/ALUMINUM SUPPORT) (0.003 OVERSIZE) 10899085 (19207)	EA	4	*	*	*	*	*	53	47
PAOZZ	5307-912-5635	STUD, PLAIN: AIR COMPRESSOR SUPPORT (USED W/IRON SUPPORT) 10935517 (19207)	EA	4	*	*	*	*	*	53	47
C XAHZZ		SUPPORT, AIR COMPRESSOR: 10951011-1 (19207)	EA	1						53	48
PAOZZ	2530-064-6667	GASKET: AIR COMPRESSOR TO SUPPORT 7748825 (19207)	EA	1	*	*	*	*	*	53	49
PAOZZ	5310-655-9370	WASHER, LOCK: 7/16 ID, 0.844 OD, 0.153 THK, AIR COMPRESSOR TO AIR COMPRESSOR SUPPORT MS35340-47 (96906)	EA	4	*	*	*	*	*	53	50
PAOZZ	2815-455-9497	BRACKET: TACHOMETEER CABLE CLIP 10896327 (19207)	BC DE	EA	1	*	*	*	*	53	51
PAOZZ	2530-071-5328	GASKET SET: AIR COMPRESSOR 5702691 (19207)	EA	1	*	*	*	*	*	53	
PAOZZ	5330-498-2426	1 GASKET 11641987 (19207)								53	3
PAOZZ	2530-860-0574	1 GASKET 10889933 (19207)									53
PAOZZ	2530-064-6667	1 GASKET 7748825 (19207)									
PADZZ	2530-235-4757	PARTS KIT, COMPRESSOR: PULLEY 5704360 (19207)	A	EA	1					53	
KDDZZ		2 SEAL 11610333 (19207)	A							53	24
KDDZZ		1 BEARING 11610334 (19207)	A								53
KDDZZ		4 BEARING 11610329 (19207)	A							53	27
R PADZZ	5365-805-6005	4 RING, RETAINING MS16624-03050 (96906)	A							53	31
GROUP 14-STEERING											
1410-HYDRAULIC PUMP OR FLUID MOTOR ASSEMBLY											
PAFZZ	5310-930-0577	NUT, SELF-LOCKING, HEXAGON: HYDRAULIC PUMP HELICAL GEAR TO PUMP SHAFT 10951373 (19207)	ABF	EA	1	*	*	*	*	54	1
R PAFZZ	5310-930-0578	WASHER, FLAT:HYDRAULIC PUMP HELICAL GEAR TO PUMP SHAFT 10951374 (19207)	ABF	EA	1	*	*	*	*	54	2
PAFZZ	2530-075-3331	GEAR, HELICAL: HYDRAULIC PUMP 10935243 (19207)	ABF	EA	1	*	*	*	*	54	3
PAFZZ	2815-254-6311	ADAPTER ASSEMBLY: HYDRAULIC PUMP 10935246 (19207)	ABF	EA	1	*	*	*	*	54	4
PAFZZ	2530-485-9554	ADAPTER, HYDRAULIC PUMP: 10935246-1 (19207)	ABF	EA	1	*	*	*	*	54	5
PAFZZ	5307-935-3695	SUTD, PLAIN: PUMP ADAPTER TO HYDRAULIC PUMP (USE WITH CAST IRON ADAPTER) 7376342 (19207)	ABF	EA	2	*	*	*	*	54	6
PAFZZ	5307-851-8981	STUD, PLAIN: PUMP ADAPTER TO HYDRAULIC PUMP (USE WITH ALUMINUM ADAPTER) (0.003 OVERSIZE 10899092 (19207)	ABF	EA	2	*	*	*	*	54	6
PAFZZ	5315-043-1787	KEY, WOODRUFF: 3/16 WD, 5/8 LG, HYDRAULIC PUMP HELICAL GEAR TO PUMP SHAFT MS35756-34 (96906)	ABF	EA	1	*	*	*	*	54	7
PAFZZ	5305-978-9379	SCREW, CAP, HEXAGON HEAD: 1/4-20, 5/8 LG, HYDRAULIC PUMP MANIFOLD TO HYDRAULIC PUMP MS16997-59 (96906)	A	EA	3	*	*	*	*	54	8
PAFZZ	5310-113-8410	WASHER, FLAT: HYDRAULIC PUMP MANIFOLD TO HYDRAULIC PUMP 11600676 (19207)	A	EA	1	*	*	*	*	54	9

(1)	(2)	(3)	(4)	(5)	(6)	(7)	(8)	(9)	(10)	
Source	FEDERAL	DESCRIPTION	Unit	Qty.	Direct support	General support	1 yr	Depot	ILLUSTRATION	
maint. and	STOCK		of	Inc.	30-day maint.	30-day maint.	Alw.	maint		
recov. code	NUMBER	Reference no. and mfr. code	Usable on code	Issue in	allowance	allowance	Per	Alw.	(a)	(b)
				Unit	(A)	(B)	100	Per	Figure	Item or
							Equip.	100	No.	Sym. or
							Cntgcy.	Equip		No.
							Planning			
		1410-CONTINUED								
PAFZZ		MANIFOLD ASSEMBLY: HYDRAULIC PUMP 11613469 (19207)	A	EA	1	* * *	* * *		54	10
PAFZZ	2530-809-8057	GASKET: HYDRAULIC PUMP MANIFOLD 11641629 (19207)	A	EA	1	* * *	* * *		54	11
PAFZZ	4730-803-8348	ELBOW, TUBE TO BOSS, HYDRAULIC PUMP OUTLET 11602346 (19207)	A	EA	1	* * *	* * *		54	12
PAFZZ	5330-808-0794	PACKING, PREFORMED: 0.L644 ID, HYDRAULIC PUMP OUTLET ELBOW MS28778-8 (96906)	ABF	EA	1	* * *	* * *		54	13
PAFZZ	4320-808-7035	PUMP, ROTARY: 11641636 (19207)	A	EA	1	* * *	* * *		54	14
C PAFZZ	5310-732-0558	NUT, PLAIN, HEXAGON: 3/8-16, HYDRAULIC PUMP TO ADAPTER MS51967-8 (96906)	ABF	EA	2	* * *	* * *		54	15
PAFZZ	5310-959-4675	WASHER, LOCK: 3/8 ID, 0.L746 OD, 0.133 THK, HYDRAULIC PUMP TO ADAPTER MS35340-46 (96906)	ABF	EA	2	* * *	* * *		54	16
PAFZZ	2530-075-3330	GASKET: HYDRAULIC PUMP TO HYDRAULIC PUMP ADAPTER 10935194 (19207)	ABF	EA	1	* * *	* * *		54	17
PAFZZ	4730-999-8582	ELBOW, PIPE: 90 DEG, 1/2-14, HYDRAULIC PUMP OUTLET 454087 (21450)	BF	EA	1	* * *	* * *		54	18
PAFZZ	4730-939-7132	ADAPTER, STRAIGHT, PIPE TO TUBE: HYDRAULIC PUMP OUTLET 8720306 (19207)	BF	EA	1	* * *	* * *		54	19
PAFZZ	4730-930-0982	ELBOW, PIPE TO TUBE: 45 DEG, 1/4, 9/16-18, HYDRAULIC PUMP BYPASS MS20823-6B (96906)	BF	EA	1	* * *	* * *		54	20
PAFZZ	4730-203-0030	ELBOW, PIPE TO TUBE: 90 DEG, 3/4-14, EXT TO INT THD, HYDRAULIC PUMP INLET 454112 (21450)	BF	EA	1	* * *	* * *		54	21
C PAFZZ	2530-198-2504	PUMP, HYDRAULIC, POWER STEERING: 11640923-1 (19207)	BF	EA	1	* * *	* * *		54	22
		1411-HOSES, LINES, AND FITTINGS								
PAOZZ	4730-908-3194	CLAMP, HOSE: 11/16 TO 1 1/4 ID, HYDRAULIC PUMP RETURN HOSE TO RESERVOIR MS35842-11 (96906)	A	EA	2	* * *	* * *		55	1
PAOZZ	4730-908-3195	CLAMP, HOSE: 7/16 TO 25/32 ID, HYDRAULIC PUMP BYPASS HOSE TO PUMP AND RESERVOIR MS35842-10 (96906)	A	EA	2	* * *	* * *		55	2
PAOZZ	5340-486-1765	CLAMP, LOOP: 1/2 TO 17/32 ID, HYDRAULIC PUMP BYPASS\ HOSE TO PUMP RETURN TUBE MS21333-48 (96906)	A	EA	2	* * *	* * *		55	3
PAOZZ	5306-225-8497	BOLT, MACHINE: 5/16-18, 3/4 LG, HYDRAULIC PUMP RETURN TUBE TO BYPASS HOSE CLAMP MS90725-32 (96906)	A	EA	2	* * *	* * *		55	4
MOOZZ		HOSE, RUBBER: HYDRAULIC PUMP BYPASS (FABRICATE FROM 4720-542-4688, 1 PC, 38.50 IN. LG) 11600319 (19207)	A	EA	1				55	5
PAOZZ	4720-542-4688	HOSE, RUBBER: TYPE 2, GRADE A, CLASS 1 MIL-H-1344 (81349)	A	FT	V	* * *	* * *		55	
R PAOZZ	4720-168-2240	HOSE ASSEMBLY, NONMETALLIC: POWER STEERING RESERVOIR SUPPLY 11602378 (19207)	A	EA	1	* * *	* * *		55	6
PAOZZ	2530-808-7017	TUBE ASSEMBLY, METAL: POWER STEERING PUMP RETURN 11602381 (19207)	A	EA	1	* * *	* * *		55	7
PAOZZ	5340-057-3052	CLAMP, LOOP: 3/4 ID, HYDRAULIC PUMP BYPASS HOSE TO PUMP RETURN TUBE MS21333-114 (96906)	A	EA	2	* * *	* * *		55	8



(1) Source maint. and recov. code	(2) FEDERAL STOCK NUMBER	(3) DESCRIPTION  Reference no. and mfr. code	(4) Unit of Issue	(5) Qty. Inc. in Unit	(6) Direct support 30-day maint. allowance (A) (B) (C)	(7) General support 30-day maint. allowance (A) (B) (C)	(8) 1 yr Alw. Per Equip. Cntgcy. Planning	(9) Depot maint Alw. Per Equip	(10) ILLUSTRATION (a) Figure (b) Item or Sym. No.
1411-CONTINUED									
PAOZZ	5310-407-9566	WASHER, LOCK: 5/16 ID, 0.586 OD, 0.078 THK, HYDRAULIC PUMP RETURN TUBE TO BYPASS HOLE CLAMP MS35338-45 (96906)	A	EA 2	* * *	* * *	* *		55 9
PAOZZ	5310-880-7744	NUT, PLAIN, HEXAGON: 5/16-18, HYDRAULIC PUMP RETURN TUBE TO BYPASS HOSE CLAMP MS51967-5 (96906)	A	EA 2	* * *	* * *	* *		55 10
1413-TANKS,RESERVOIRS									
PAOZZ	4730-231-5632	ELBOW, PIPE TO TUBE: 90 DEG, 1/4 TUBE, 1/8 PIPE, POWER STEERING RESERVOIR MS39162-3 (96906)	A	EA 1	* * *	* * *	* *		56 1
PAOZZ	2530-808-7033	RESERVOIR, POWER STEERING: 11601352 (19207)	A	EA 1	* * *	* * *	* *		56 2
KFOZZ		GASKET: RING, POWER STEERING RESERVOIR COVER 11641657 (19207)	A	EA 1	SEE KIT				56
XAOZZ		BOLT, POWER STEERING RESERVOIR COVER 327322 (79260)	A	EA 1					56 4
KFOZZ		GASKET: 3/16 TUBE, 0.031 OD, 0.064 THK, POWER STEERING RESERVOIR DIPSTICK MS29512-3 (96906)	A	EA 1	SEE KIT				56 5
XBOZZ		DIPSTICK ASSEMBLY: POWER STEERING RESERVOIR 11601365 (19207)	A	EA 1					56 6
PAOZZ	5340-182-4714	CAP, FILLER OPENING: POWER SWTEERING RESERVOIR 11601367 (19207)	A	EA 1	* * *	* * *	* *		56 7
PAOZZ	5330-179-1269	GASKET: RESERVOIR FILLER CAP, POWER STEERING 11601366 (19207)	A	EA 1	* * *	* * *	* *		56 8
XAOZZ		COVER ASSEMBLY: POWER STEERING RESERVOIR 327324 (79260)	A	EA 1					56 9
KFOZZ		GASKET: POWER STEERING RESERVOIR COVER 11601383 (19207)	A	EA 1	SEE KIT				56 10
XAOZZ		BODY AND BRACKET ASSEMBLY: POWER STEERING RESERVOIR 327327 (79260)	A	EA 1					56 11
XAOZZ		SPRING: POWER STEERING RESERVOIR FILTER SCREEN AND ELEMENT HOLDDOWN 317566 (79260)	A	EA 1					56 12
XAOZZ		FILTER SCREEN ASSEMBLY: POWER STEERING RESERVOIR 321801 (79260)	A	EA 1					56 13
KFOZZ		FILTER ELEMENT: POWER STEERING RESERVOIR 11601371 (19207)	A	EA 1	SEE KIT				56 14
PAOZZ	2530-454-5088	PARTS KIT POWER STEERING RESERVOIR: 5702761 (19207)	A	EA 1	* * *	* * *	* *		56
KFOZZ		1 GASKET 11641657 (19207)	A						56 3
KFOZZ		1 GASKET MS29512-3 (96906)	A						56 5
KFOZZ		1 GASKET 11601383 (19207)	A						56 10
KFOZZ		1 FILTER ELEMENT 11601371 (19207)	A						56 14

(1) Source maint. and recov. code	(2) FEDERAL STOCK NUMBER	(3) DESCRIPTION  Reference no. and mfr. code	(4) Unit of Issue	(5) Qty. Inc. in Unit	(6) Direct support 30-day maint. allowance (A) (B) (C)	(7) General support 30-day maint. allowance (A) (B) (C)	(8) 1 yr Alw. Per Equip. Cntgy. Planning	(9) Depot maint Alw. Per Equip	(10) ILLUSTRATION (a) (b) Figure No. Item or Sym. no
GROUP 22-BODY, CHASSIS OR HULL, AND ACCESSORY ITEMS									
2210-DATA PLATES AND INSTRUCTION HOLDERS									
PAHZZ	9905-498-3866	PLATE, IDENTIFICATION: ENGINE 11610306 (19207)	A	EA 1		* * *			57 1
C PAHZZ	9905-197-1749	PLATE, IDENTIFICATION: ENGINE 10951398 (19207)	B	EA 1		* * *			57 1
PAHZZ	9905-455-6034	PLATE, IDENTIFICATION: ENGINE 10935444 (19207)	C	EA 1		* * *			57 1
PAHZZ	9905-253-1366	PLATE, IDENTIFICATION: ENGINE 11641981 (19207)	D	EA 1		* * *			57 1
N PAHZZ	9905-074-4245	PLATE, IDENTIFICATION: ENGINE 11642118 (19207)	E	EA 1		* * *			57 1
N PAHZZ	2815-930-8763	PLATE, IDENTIFICATION: ENGINE 10935245 (19207)	F	EA 1		* * *			57 1
PAHZZ	5315-935-9071	PIN, STRAIGHT, HEADED: IDENTIFICATION PLATE TO CRANKCASE 10912380 (19207)		EA 4		* * *			57 2
GROUP 33-SPECIAL PURPOSE KITS									
3301-REUSABLE SHIPPING CONTAINERS									
PAFDL	8115-027-6439	SHIPPING AND STORAGE CONTAINER, METAL, REUSABLE: 11641663 (19207)		EA 1	* * *	* * *			58 1
XADZZ		CONTAINER ASSEMBLY: UPPER SECTION (PART OF CONTAINER 8115-027-6439) 11641952 (19207)		EA 1					58 2
N XADZZ		CONTAINER ASSEMBLY: UPPER SECTION (PART OF CONTAINER 8145-967-3343) 1092235 (19207)	BCD EF	EA 1					58 2
PADZZ	6685-906-0156	INDICATOR: HUMIDITY 8355883 (19207)		EA 1					58 3
R PADZZ	4820-620-8123	VALVE SAFETY RELIEF: AIR RELIEF 8376456 (19207)		EA 1					58 4
PADZZ	4820-242-4064	VALVE, PNEUMATIC TANK: AIR FILLING 645A6 (53477)		EA 1					58 5
PADZZ	5310-763-8920	NUT, PLAIN, HEXAGON: 5/8-11, ENGINE CONTAINER UPPER SECTION TO LOWER SECTION MS51967-20 (96906)		EA 38					58 6
PADZZ	5310-820-6653	WASHER, LOCK:p 5/8 ID, 1.079 OD, 0.156 THK, ENGINE CONTAINER UPPER SECTION TO LOWER SECTION MS35338-50 (96906)		EA 38					58 7
PADZZ	5305-051-0827	SCREW, CAP, HEXAGON HEAD: 5/8-11, 2 LG, ENGINE CONTAINER UPPER SECTION TO LOWER SECTION MS90725-164 (96906)		EA 38					58 8
XADZZ		CONTAINER ASSEMBLY: LOWER SECTION (PART OF CONTAINER 8115-027-6439) 11641958 (19207)		EA 1					58 9
N XADZZ		CONTAINER ASSEMBLY: LOWER SECTION (PART OF CONTAINER 8145-967-3343) 10935323 (19207)	BCD EF	EA 1					58 9
C MDDZZ		SEAL, RUBBER, ROUND SECTION: CONTAINER UPPER SECTION TO LOWER SECTION (USE W/CONTAINER 8115-027- 6439) (FABRICATE FROM MILSTD417, TYPE R, CLASS RS, GRADE RS615BC1F1, 0.625 IN. OD, 1 PC, 196 IN. LG) 11641961 (19207)		EA 1					58 10

(1)	(2)	(3)	(4)	(5)	(6)	(7)	(8)	(9)	(10)
Source	FEDERAL	DESCRIPTION	Unit	Qty.	Direct support	General support	1 yr	Depot	ILLUSTRATION
maint. and	STOCK		of	Inc.	30-day maint.	30-day maint.	Alw.	maint	
recov. code	NUMBER	Reference no. and mfr. code	Usable on code	Issue in	allowance	allowance	Per	Alw.	(a)
				Unit	(A)	(B)	100	Per	Figure
					(C)	(A)	Equip.	100	No.
						(B)	Cntgcy.	Equip	Sym. no
						(C)	Planning		
		3301-CONTINUED							
N MDDZZ		SEAL, RUBBER, ROUND SECTION: CONTAINER UPPER SECTION TO LOWER SECTION (USE W/CONTAINER 8145-967-3343) (FABRICATE FROM MILSTD417, TYPE R, CLASS RS, GRADE RS615BC1F1, 0.625 IN. OD, 1 PC, 187 IN. LG) 10912228 (19207)	BCD EF	EA 1					58 10
N PADZZ		SEAL, RUBBER, ROUND SECTION: TYPE R, CLASS RS, GRADE RS615B1F1, 0.625 OD MILSTD417 (81349)		FT V					58
PADZZ	5310-637-9541	WASHER, LOCK: 3/8 ID, 0.683 OD, 0.094 THK, MOUNTING PLATE TO FLYWHEEL HOUSING MS35338-46 (96906)		EA 8					58 11
PADZZ	5305-269-3211	SCREW, CAP, HEXAGON HEAD: 3/8-16, 1 LG, MOUNTING PLATE TO FLYWHEEL HOUSING MS90725-60 (96906)	ABF	EA 7					58 12
C PADZZ	5310-732-0558	NUT, PLAIN, HEXAGON: 3/8-16, MOUNTING PLATE TO FLYWHEEL HOUSING MS51967-8 (96906)	CDE	EA 8					58 13
PADZZ	5305-069-5575	SCREW, CAP, HEXAGON HEAD: 7/16-14, 1-3/8 LG, ENGINE FAN END TO CONTAINER BRACKET MS90725-88 (96906)		EA 4					58 14
PADZZ	5310-880-8189	NUT, PLAIN, HEXAGON: 7/16-14, ENGINE FAN END TO CONTAINER BRACKET MS51967-11 (96906)		EA 4					58 15
PADZZ	5310-209-0965	WASHER, LOCK: 7/16 ID, 0.779 OD, 0.109 THK, ENGINE FAN END TO CONTAINER BRACKET MS35338-47-(96906)		EA 4					58 16
N PADZZ	4730-221-2140	PLUG, PIPE: CONTAINER DRAIN MS20913-6S (96906)		EA 1					58 17
		GROUP 47-GAGES (NONELECTRICAL) WEIGHING AND MEASURING DEVICES							
		4701-INSTRUMENTS (SPEED AND DISTANCE)							
R PAOZZ	5330-011-5449	GASKET: 1.125 ID, 1.375 OD, 3/32 THK, GEAR COVER TO TACHOMETER DRIVE ADAPTER 115449 (21450)		EA 1	*	*	*	*	59 1
PAOZZ	6620-084-7621	ADAPTER, TACHOMETER TAKEOFF: 10912497 (19207)		EA 1	*	*	*	*	59 2
R PAOZZ	5310-753-9688	WASHER, FLAT: TACHOMETER ADAPTER 7539688 (19207)	A	EA 1	*	*	*	*	59 3
PAOZZ	2540-442-5899	ADAPTER ASSEMBLY, TACHOMETER: RIGHT ANGLE 11641869 (19207)	A	EA 1	*	*	*	*	59 4
PAOZZ	2815-995-1811	ADAPTER ASSEMBLY, TACHOMETER: RIGHT ANGLE DRIVE 11610078 (19207)	BCD EF	EA 1	*	*	*	*	59 4

SECTION III


SPECIAL TOOLS

(1)	(2)	(3)	(4)	(5)	(6)	(7)	(8)	(9)	(10)	
Source	FEDERAL	DESCRIPTION	Unit	Qty.	Direct support	General support	1 yr	Depot	ILLUSTRATION	
maint. and	STOCK		of	Inc.	30-day maint.	30-day maint.	Alw.	maint		
recov. code	NUMBER	Reference no. and mfr. code	Issue	in	allowance	allowance	Per	Alw.	(a)	
			Usable on code	Unit	(A)	(B)	(C)	100	(b)	
					(A)	(B)	(C)	Equip.	Figure	
					1-20	21-50	51-100	Per	No.	
								Equip	Item or	
								Planning	Sym. no	
GROUP 26-TOOLS AND TEST EQUIPMENT										
2604-SPECIAL TOOLS										
PEHHH	5120-134-7480	REPLACING TOOL, ENGINE: EXHAUST VALVE SEAT INSERT 11642006 (19207)		EA	1			6	60	1
PEHHH	5120-134-7473	REPLACING TOOL, ENGINE: INTAKE VALVE SEAT INSERT 11642007 (19207)		EA	1			6	60	2
PEFHH	5120-134-7481	REPLACER, OIL SEAL: GEAR COVER, CRANKSHAFT 11642003 (19207)	A	EA	1	1	1	6	60	3
PEFHH	5120-134-7462	TEMPLATE, ARM ADJUSTING: FUEL INJECTION PUMP THROTTLE ARM 11642005 (19207)	A	EA	1	1	1	6	60	4
PEOHH	5120-133-9863	WRENCH, SPANNER: ENGINE BARRING (AUTHORIZED FOR BATTALION ONLY) 11600900 (19207)	A	EA	1	1	1	6	60	5
PEFHH	5120-134-7472	PULLER, MECHANICAL: GEAR COVER SEALS 11642008 (19207)	A	EA	1	1	1	6	60	6
PEHHH	5120-134-7461	REPLACER, GUIDE, VALVE: INSTALLING VALVE GUIDES (USED W/REMOVER 5120-871-3513) 11642004 (19207)		EA	1			6	60	7
PEOFF	5120-134-7460	PULLER, MECHANICAL: AIR COMPRESSOR PULLEY (AUTHORIZED FOR BATTALION ONLY) 11642002 (19207)	A	EA	1	1	1	6	60	8
PEFHH	5120-134-7459	CROWFOOT ATTACHMENT: SOCKET WRENCH, FUEL INJECTION TUBE NUT TO PUMP (AUTHORIZED FOR BAT- TALION ONLY) 11642001 (19207)		EA	1	1	1	6	60	9
PEFHH	5120-937-7834	WRENCH, BOX: CYLINDER HEAD NUTS (LONG) 10951484 (19207)		EA	1	1	1	6	61	1
PEFHH	5120-068-7234	EXPANDER, PISTON RING: 10935314 (19207)		EA	1	1	1	6	61	2
PEFHH	4910-870-2127	ADAPTER, CYLINDER COMPRESSION TESTER: CHECKING CYLINDER COMPRESSION (USED W/GAGE ASSY 4910-870-6283) 10899183 (19207)		EA	1	1	1	6	61	3
PEFHH	5120-870-6920	REPLACER, GEAR: INSTALLING DAMPER AND PULLEY 10899179 (19207)		EA	1	1	1	6	61	4
KFFHH		1 BOLT 10899156 (19207)								61
KFFHH		1 NUT 1.00-14NF3-AN315-16 (88044)								6
PFHH	5310-809-8541	1 WASHER 1.00 ID, 2.00 OD, 0.160 THK MS276183-27 (96906)								7
PEHHH	5120-871-3513	REMOVER, VALVE GUIDE: REMOVING OR INSTALLING VALVE GUIDES (USED W/REPLACER 5120-870-6921 OR 5120-134-7461) 10899157 (19207)		EA	1			6	61	8
PEFHH	5120-870-6914	PLUG: (USED W/PULLER 5120-338-6721) 10899178 (19207)	BCD EF	EA	1	1	1	6	61	9
PEOFF	5120-070-7809	WRENCH, PULLEY ADJUSTING: AIR COMPRESSOR PULLEY 10935288 (19207)	BCD EF	EA	1	1	1	6	61	10


(1)	(2)	(3)	(4)	(5)	(6)	(7)	(8)	(9)	(10)	
Source	FEDERAL	DESCRIPTION	Unit	Qty.	Direct support	General support	1 yr	Depot	ILLUSTRATION	
maint. and	STOCK		of	Inc.	30-day maint.	30-day maint.	Alw.	maint		
recov. code	NUMBER	Reference no. and mfr. code	Usable on code	Issue in	allowance	allowance	Per	Alw.	(a)	(b)
				Unit	(A)	(B)	100	Per	Figure	Item or
						(C)	Equip.	100	No.	Sym. No
							Cntgcy.	Equip		
							Planning			
		2604-CONTINUED								
PEFHH	5120-068-7238	COMPRESSOR, PISTON RING: COMPRESSING OR GAGING PISTON RINGS 10935313 (19207)		EA	1	1	6		61	11
PEHHH	5120-870-6921	REPLACER, VALVE GUIDE: INSTALL VALVE GUIDES (USED W/REMOVER 5120-871-3513) 10899158 (19207)	BCD EF	EA	1	1	6		61	12
PEFHH	4910-795-7953	TUBE, ATTACHING, NOZZLE: CONNECTING, FUEL IN- JECTOR NOZZLES (USED W/TESTER 4910-255-8641) 10882963 (19207)		EA	1	1	6		61	13
C PEFHH		INSTALLING TOOL, GEAR: HYDRAULIC PUMP DRIVE GEAR 10935300 (19207)	ABF	EA	1	1	6		61	14
PEFHH	5120-723-6833	EXTRACTOR, SCREW THREAD: HELICAL THREADED INSERT, FLYWHEEL HOUSING (NO. 10 TO 3/8 THD SIZE) (TABLE VIII, TYPE V, SIZE 2) MIL-T-0021309A (81349)		EA	1	1	6		61	15
PEFHH	5120-251-1527	EXTRACTOR, SCREW THREAD: HELICAL THREADED INSERT, OIL FILTER (7/16 TO 1 THD SIZE) 77651056 (19207)		EA	1	1	6		61	16
PEFHH	5120-804-6055	INSERTER, SCREW THREAD: FLYWHEEL HOUSING (T/16- 18 THD SIZE) 3551-5 (91767)	A	EA	1	1	6		61	17
PEFHH	5120-204-0881	INSERTER, SCREW THREAD: HELICAL THREADED INSERT, OIL FILTER (1-14 THD) 535-16N (91767)		EA	1	1	6		61	18
PEFHH	5120-797-2402	INSERTER, SCREW THREAD: HELICAL THREADED INSERT FLYWHEEL HOUSING NO. 10 TO 3/8 THD SIZE (TYPE 3, CLASS I, STYLE A) MIL-T-21309 (81349)	ABF	EA	1	1	6		61	19
PEFHH	5120-244-1722	INSERTER, SCREW THREAD: HELICAL THREADED INSERT, FLYWHEEL HOUSING (9/16-18 THD) (STYLE B, TYPE 3, CLASS 1) MIL-T-21309 (81349)	A	EA	1	1	6		61	20
PEFHH	5120-930-6346	WRENCH, BOX: CYLINDER HEAD NUTS (SHORT) 10951485 (19207)		EA	1	1	6		61	21
PEHHH	4910-861-2071	PEENING TOOL: EXHAUST VALVE SEAT INSERT 11610222 (19207)	BCD EF	EA	1	1	6		62	1
PEHHH	4910-861-2072	PEENING TOOL ASSEMBLY: EXHAUST VALVE SEAT INSERT (PART OF TOOL 4910-861-2071) 11610216 (19207)	BCD EF	EA	1	1	6		62	2
PEFHH	5120-134-7463	PULLER, MECHANICAL: CRANKSHAFT DAMPER AND PULLEY ASSEMBLY 11642009 (19207)	A	EA	1	1	6		62	3
PEFHH	5120-933-6057	COMPRESSOR ASSEMBLY: COMPRESSING VALVE SPRINGS 10951361 (19207)		EA	1	1	6		62	4
PEFHH	5120-134-7464	DRIVER, CRANKSHAFT: DAMPER AND PULLEY ASSEMBLY 11642010 (19207)	A	EA	1	1	6		62	5
PEFHH	5120-134-7457	3 BUTTON, SCREW REST 11640952 (19207)	A				6		62	6
PEFHH	5120-134-7458	4 PLUNGER, SPRING 11640951 (19207)	A				6		62	7
PEFHH	5120-134-7456	1 NUT ASSEMBLY, DRIVER 11640953 (19207)	A				6		62	8
KFFHH		1 SHAFT 11642010-1 (19207)	A				6		62	9
KFFHH		1 PILOT 11642010-3 (19207)	A				6		62	10
KFFHH		1 KEY 11642010-4 (19207)	A				6		62	11
PEFHH	5120-134-7471	1 LOCATOR, CRANKSHAFT KEY 11642011 (19207)	A				6		62	12
KFFHH		1 PIN 5/64 DIA, 3/8 LG, MS39068-17 (96906)	A				6		62	13
KFFHH		1 SUPPORT 11642010-2 (19207)	A				6		62	14

(1)	(2)	(3)	(4)	(5)	(6)	(7)	(8)	(9)	(10)				
Source	FEDERAL	DESCRIPTION	Unit	Qty.	Direct support	General support	1 yr	Depot	ILLUSTRATION				
maint. and	STOCK		of	Inc.	30-day maint.	30-day maint.	Alw.	maint					
recov. code	NUMBER	Reference no. and mfr. code	Issue	in	allowance	allowance	Per	Alw.	(a)	(b)			
			Unit	Unit	(A)	(B)	100	Per	Figure	Item or			
					(A)	(B)	Equip.	100	No.	Sym. no			
							Cntgcy.	Equip					
					1-20	21-50	51-100	1-20	21-50	51-100			
							Planning						
2604-CONTINUED													
PEFHH	5120-034-8443	SOCKET WRENCH, FACE SPANNER: CLUTCH 8390124 (19207)	CDE	EA	1	1	1	1	1	1	6	62	15
PEFHH	5120-338-6721	PULLER KIT, MECHANICAL: CRANKSHAFT PULLEY, CRANKSHAFT GEAR, AND CAMSHAFT GEAR (USED W/PLUG 5120-870-6914) 8708724 (19207)	BCD EF	EA	1	1	1	1	1	1	6	63	
PEFHH	4910-870-6283	GAGE ASSEMBLY: CHECKING CYLINDER COMPRESSION (USED W/ADAPTER 4910-870-2127) 10899180 (19207)		EA	1	1	1	1	1	1	6	64	
PEHHH	4910-873-1927	RAM KIT, HYDRAULIC: CYLINDER SLEEVE REMOVAL (USED W/TOOL KIT 5180-071-0736) 10912249 (19207)		EA	1			1	1	1	6	65	1
KFH HH		1 HOSE ASSEMBLY 10912247 (19207)										65	2
KFH HH		1 RAM, HYDRAULIC 10899160 (19207)										65	3
KFH HH		1 GAGE, PRESSURE 10912248 (19207)										65	4
KFH HH		1 ADAPTER, HOSE AND GAGE 10912246 (19207)										65	5
KFH HH		1 PUMP ASSEMBLY, HYDRAULIC 10899174 (19207)										65	6
PEHHH	5180-071-0736	TOOL KIT, CYLINDER SLEEVE: REMOVE OR INSTALL CYLINDER SLEEVE (USED W/RAM KIT 4910-873-1927) 10935312 (19207)		EA	1			1	1	1	6	65	7
KFH HH		1 PLATE, REPLACER 10935307 (19207)										65	8
PEHHH	5120-247-0072	1 REMOVER AND REPLACER HANDLE 10899187 (19207)										65	9
R PEHHH	5340-228-8025	1 ROD END, THREADED 10899166 (19207)										65	10
PEHHH	5315-298-1481	1 PIN, COTTER 3/32 OD, 1 1/2 LG MS24665-357 (96906)										65	11
PEHHH	5315-985-3424	1 PIN, STRAIGHT, HEADED 3/4 OD, 2 39/64 LG MS20392-10C73 (96906)										65	12
KFH HH		1 SHOE (SERIES 465 ENGINES) 10935305 (19207)										65	13
KFH HH		1 SHOE (SERIES 427 ENGINES) 10899168 (19207)										65	13
XAHHH		1 SLEEVE 10935306 (19207)										65	14
KFH HH		1 SUPPORT ASSEMBLY 10899161 (19207)										65	15
PEHN	4910-795-0198	CRADLE, ASSEMBLY: ENGINE UNIVERSAL (USED W/STAND 4910-795-0189) 7950198 (19207)		EA	1			1	1	1	6	66	1
R PEHHH	5340-043-5264	BRACKET, ANGLE: ENGINE MOUNTING, RIGHT AND LEFT FRONT (USED W/CRADLE 4910-795-0198) 10935299 (19207)		EA	2			2	2	2	6	66	2
R PEHHH	5340-267-9988	BRACKET, DOUBLE ANGLE: ENGINE MOUNTING, 4910-795-0198) 10935298 (19207)	BF	EA	1			1	1	1	6	66	3
R PEHHH	5340-226-6547	BRACKET, DOUBLE ANGLE: ENGINE MOUNTING, LEFT REAR (USED W/CRADLE 4910-795-0198) 10935297 (19207)	BF	EA	1			1	1	1	6	66	4
PEHHH	4910-873-1926	BRACKET, ENGINE MOUNTING, CRADLE: RIGHT REAR (USED W/CRADLE 4910-795-0198) 10899188 (19207)	CDE	EA	1			1	1	1	6	66	5
PEHHH	4910-873-1925	BRACKET, ENGINE MOUNTING CRADLE: LEFT REAR (USED W/CRADLE 4910-795-0198) 10912239 (19207)	CDE	EA	1			1	1	1	6	66	6
PEHHH	5340-178-7988	BRACKET, ANGLE: ENGINE MOUNTING (USED W/CRADLE 4910-79-50198) 11642000 (19207)	A	EA	2			2	2	2	6	66	7


(1)	(2)	(3)	(4)	(5)	(6)	-7			-8	-9	-10		
Source	FEDERAL	DESCRIPTION	Unit	Qty.	Direct support	General support			1 yr	Depot	ILLUSTRATION		
maint. and	STOCK		of	Inc.	30-day maint.	30-day maint.			Alw.	maint	(a)	(b)	
recov. code	NUMBER	Reference no. and mfr. code	Usable on code	Issue in	allowance	allowance			Per	Alw.	Figure	Item or	
				Unit	(A)	(B)	(C)	(A)	(B)	(C)	100 Per	100 No.	Sym. no
					1-20	21-50	51-100	20-Jan	21-50	51-100	Equip.	Equip	
								Planning					
2604-CONTINUED													
PEHHH	4910-795-0189	STAND, MAINTENANCE, AUTOMOTIVE ENGINE: ENGINE OVERHAUL (USED W/CRADLE 4910-79-50198) 7950189 (19207)	EA	1				1	1	1	6	66	8
PEHHH	5120-870-6919	REMOVER AND REPLACER KIT, BUSHING: CAMSHAFT BEARINGS 10899154 (19207)	EA	1				1	1	1	6	67	
KFH HH		1 SHAFT 10899139 (19207)										67	1
PEHHH	5310-763-8921	1 NUT 7/8-10 MS51967-23 (96906)										67	2
PEHHH	5310-809-8533	1 WASHER 3/4 ID, 1 1/2 OD, 5/32 THK MS27183-23 (96906)										67	3
KFH HH		1 WASHER 10899144 (19207)										67	4
KFH HH		1 REPLACER: NO. 1 BEARING 10899140 (19207)										67	5
KFH HH		1 REMOVER OR REPLACER: NO. 1 BEARING REMOVER, NO.3 BEARING REPLACER 10899145 (19207)										67	6
KFH HH		1 REMOVER OR REPLACER: NO. 2 BEARING REMOVER, NO. 4 BEARING REPLACER 10899146 (19207)										67	7
KFH HH		1 REPLACER: NO. 2 BEARING 10899141 (19207)										67	8
KFH HH		1 REMOVER: NO. 3 BEARING 10899142 (19207)										67	9
KFH HH		1 REMOVER: NO. 4 BEARING 10899143 (19207)										67	10
KFH HH		1 YOKE ASSEMBLY 10899137 (19207)										67	11




LDS-465-2 ENGINE ASSEMBLY



LD-465-1 AND LD-465-1C ENGINE ASSEMBLIES

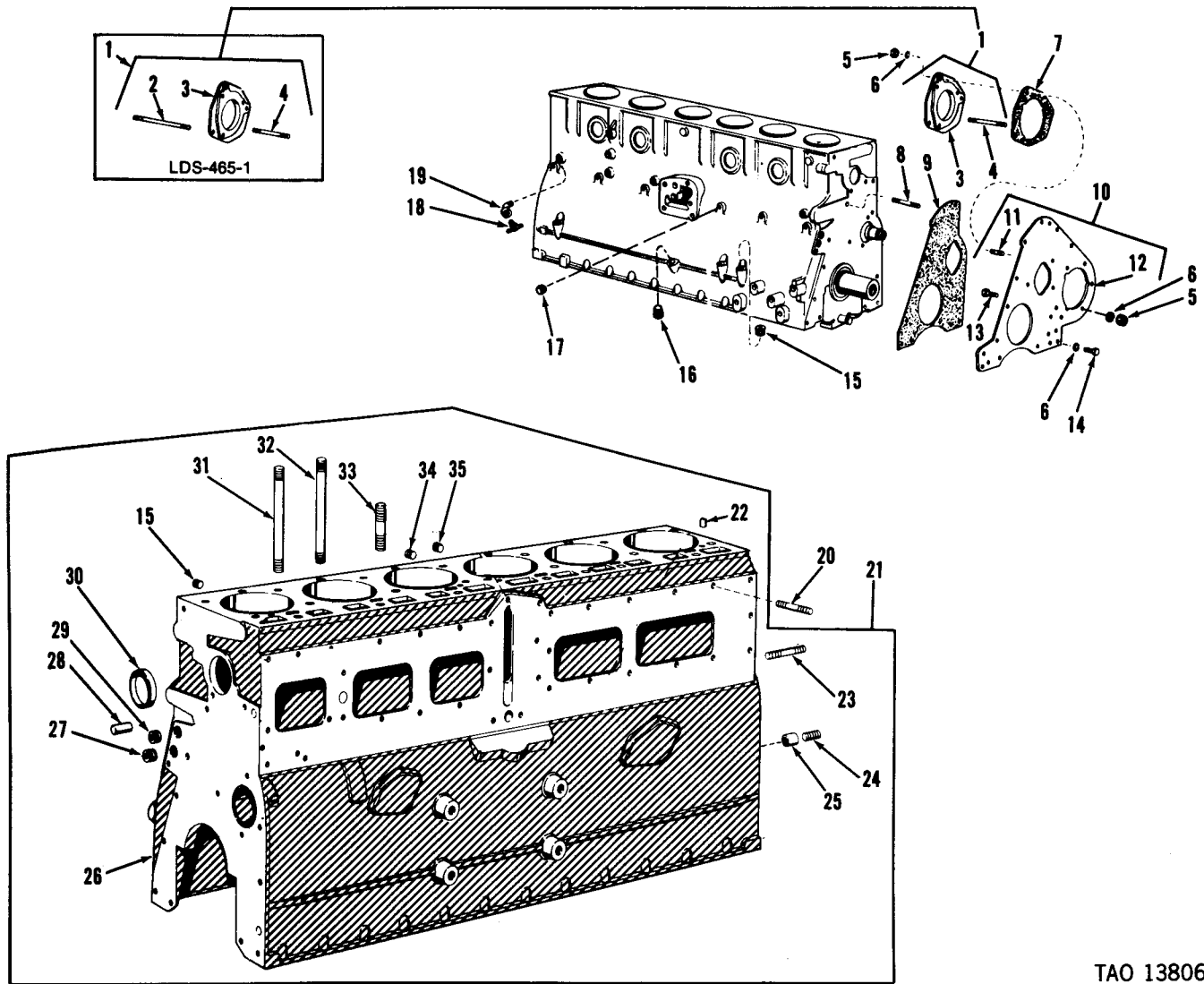


LDT-465-1C ENGINE ASSEMBLY



LDS-465-1 AND LDS-465-1A ENGINE ASSEMBLIES





TAO 13806

Figure 12. Crankcase, front plate and associated parts.

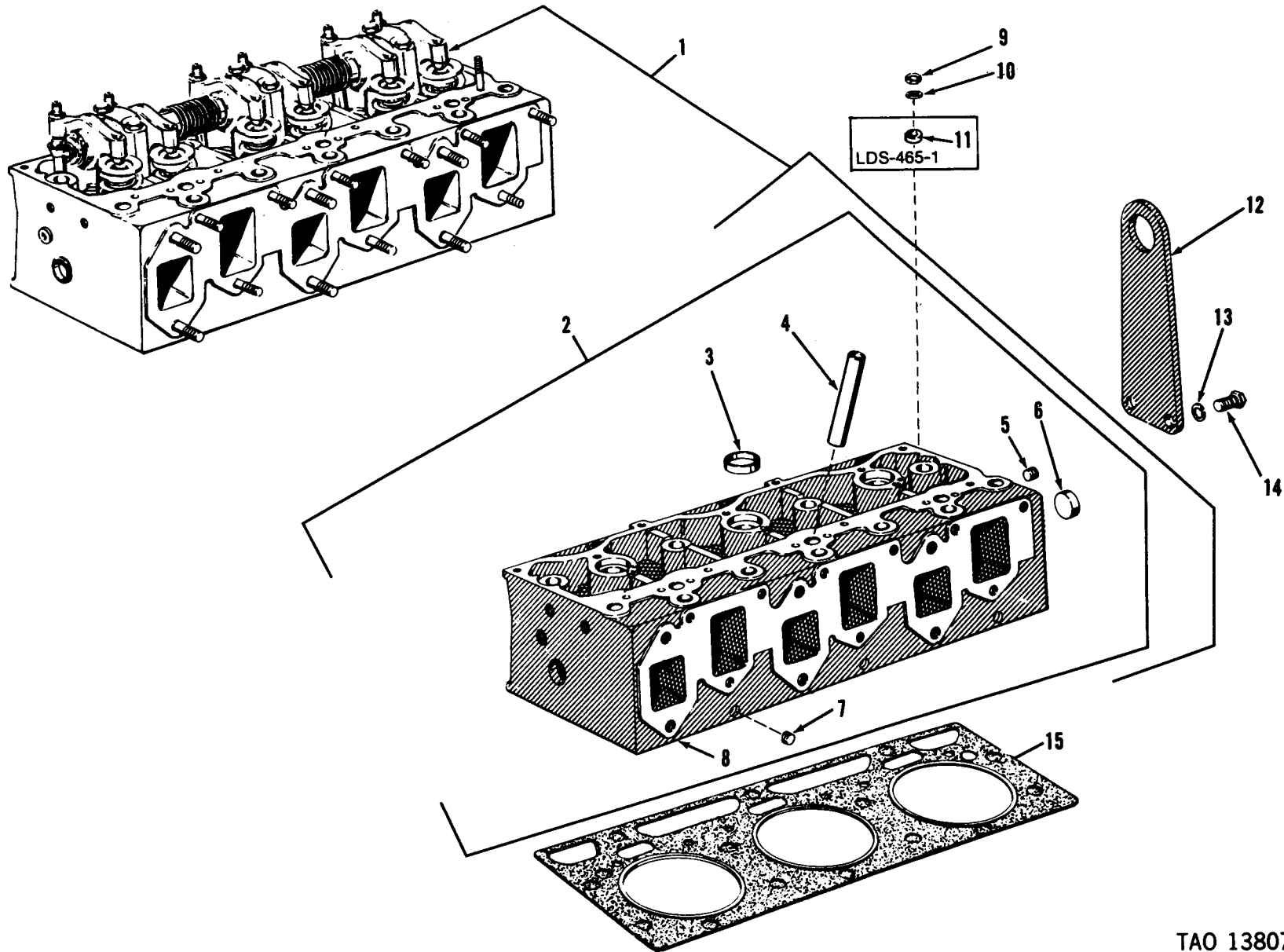


Figure 13. Cylinder head and associated parts.

TAO 13807

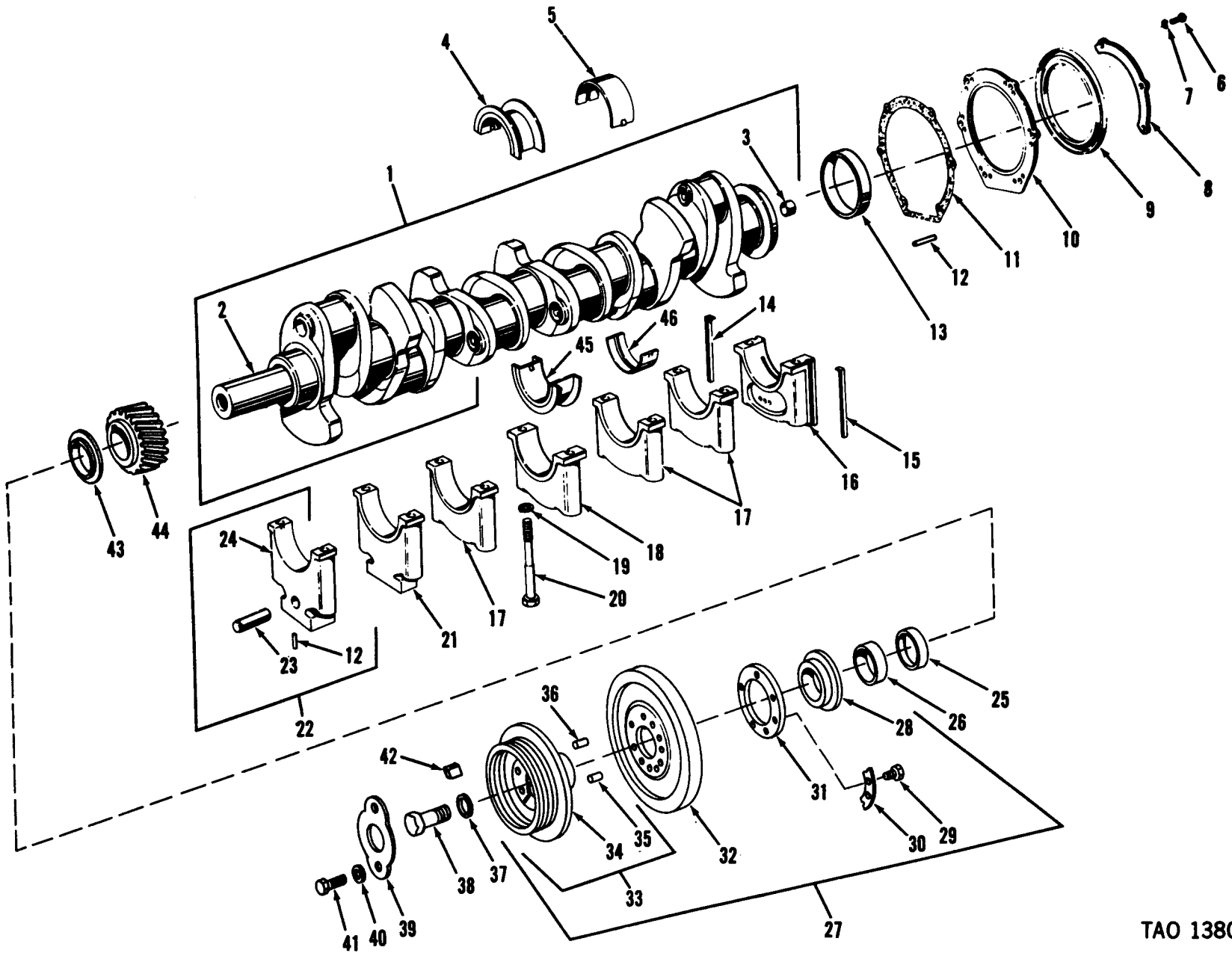


Figure 14. Crankshaft, main bearings, and associated parts.

TAO 13808

TM 9-2815-210-34P

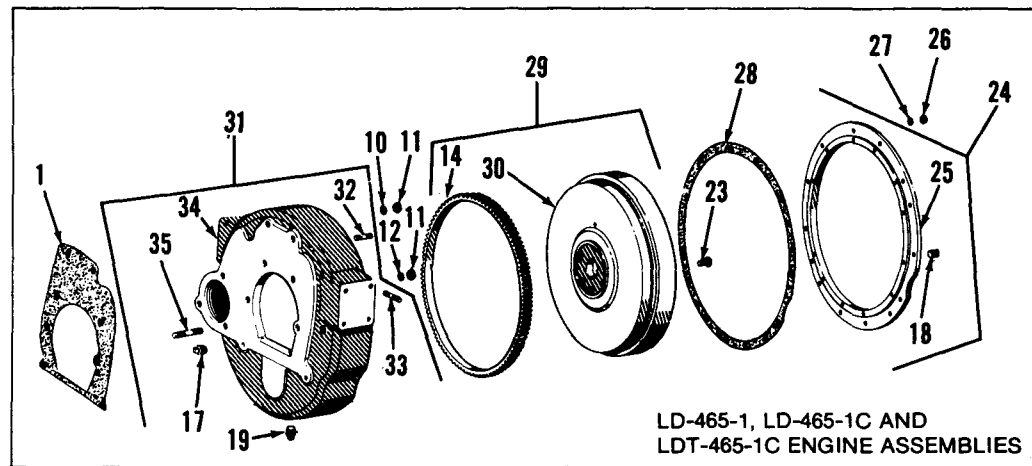
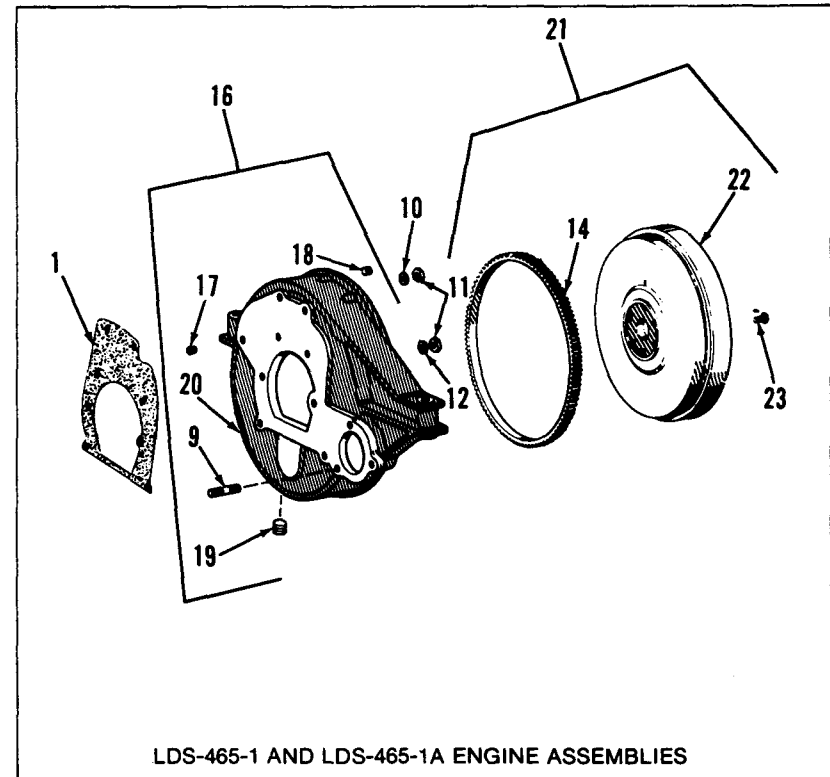
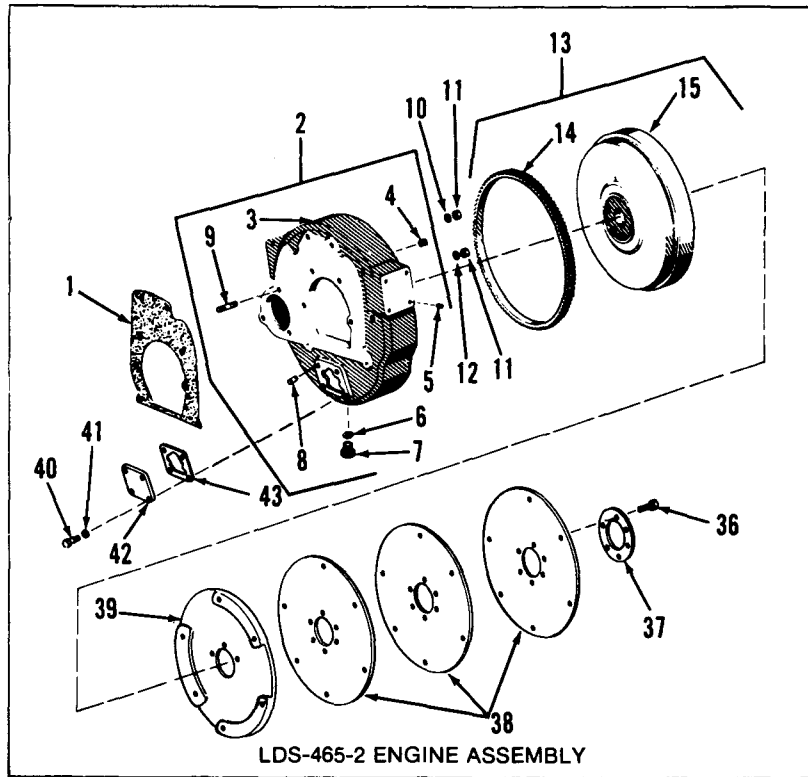


Figure 15. Flywheel, flywheel housing, transmission adapter, and associated parts.

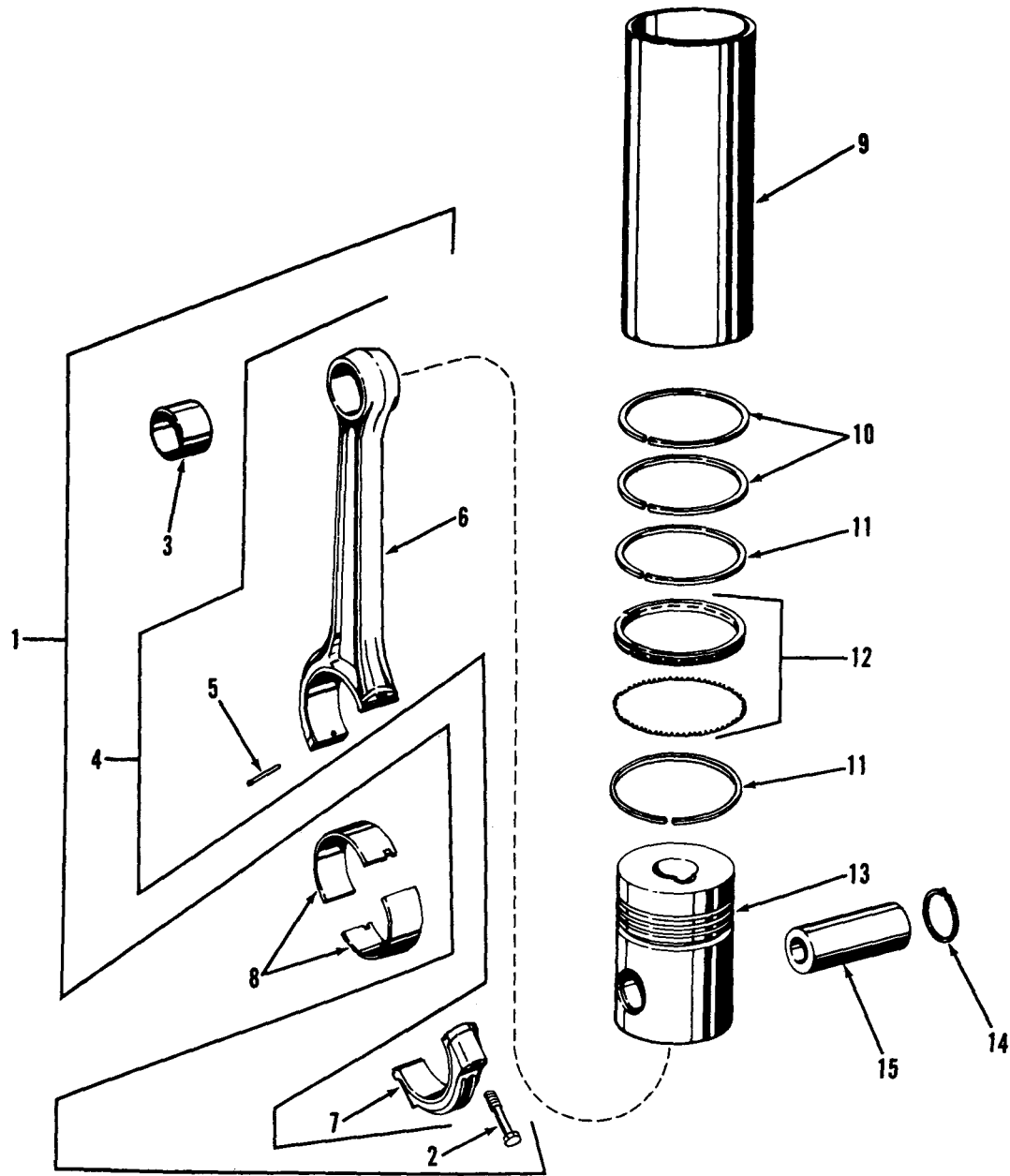


Figure 16. Piston, connecting rods, and associated parts.

AT 22754

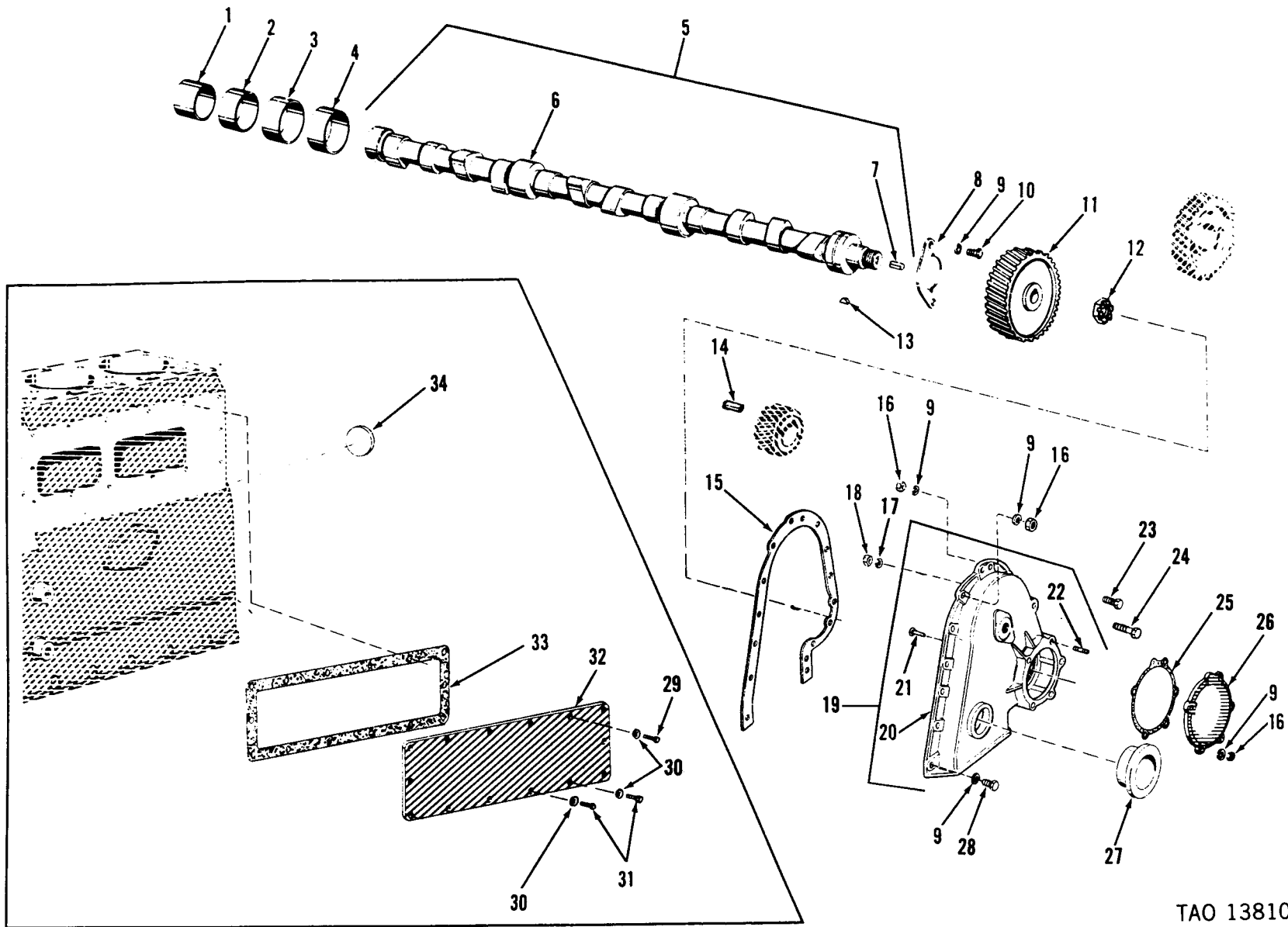


Figure 17. Camshaft, gear cover and associated parts.

TAO 13810

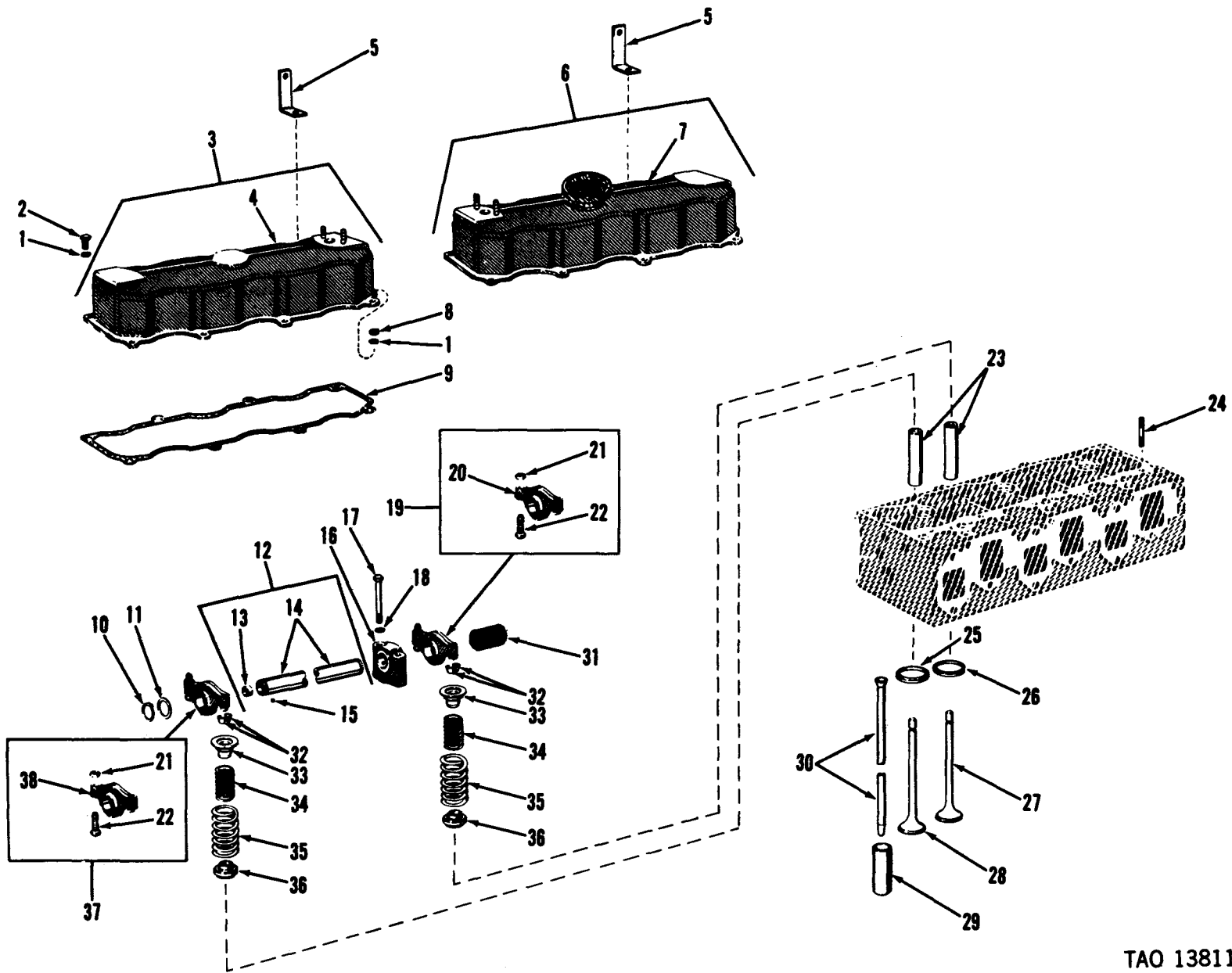


Figure 18. Cylinder head covers, valves, and associated parts.

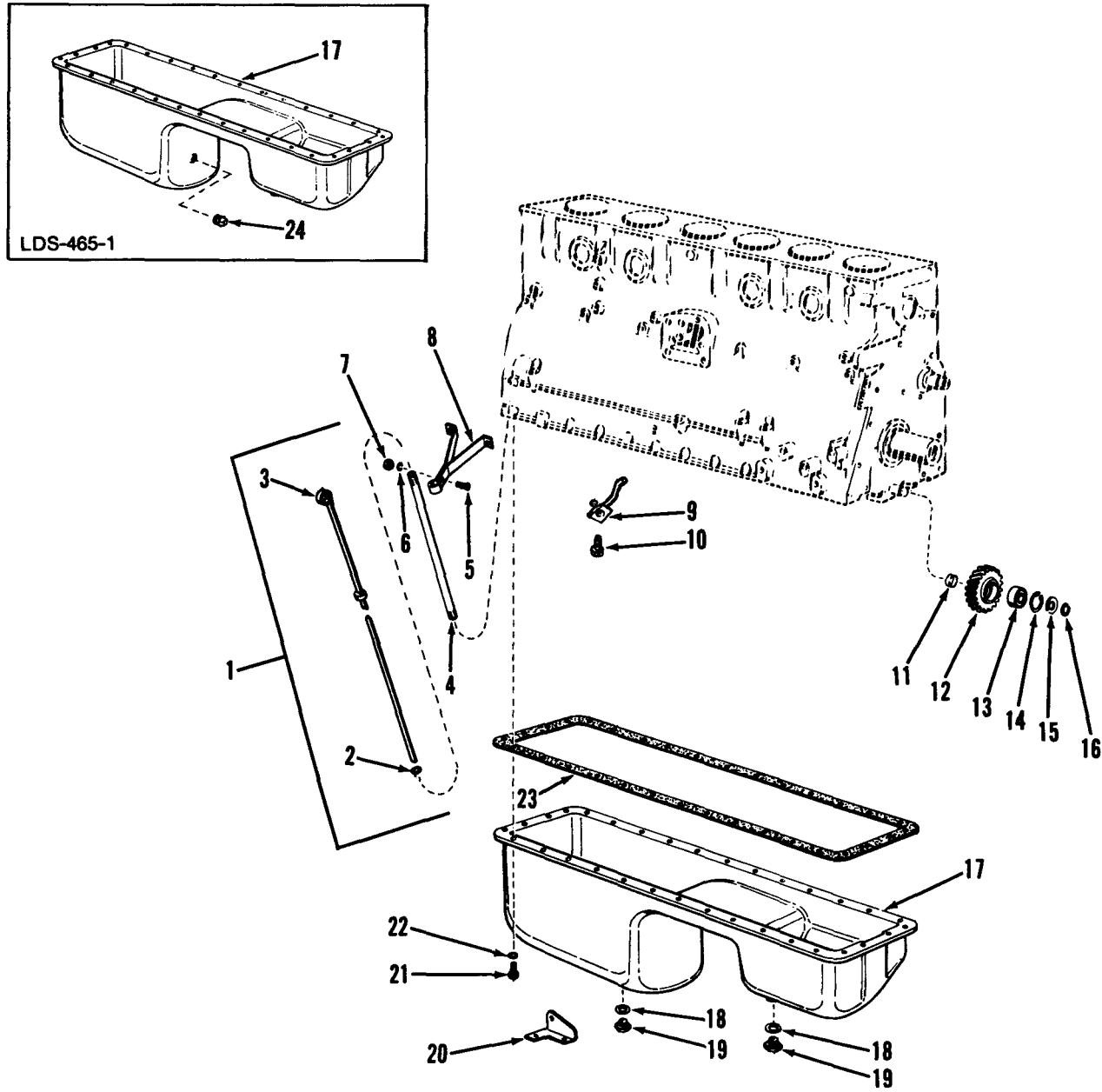
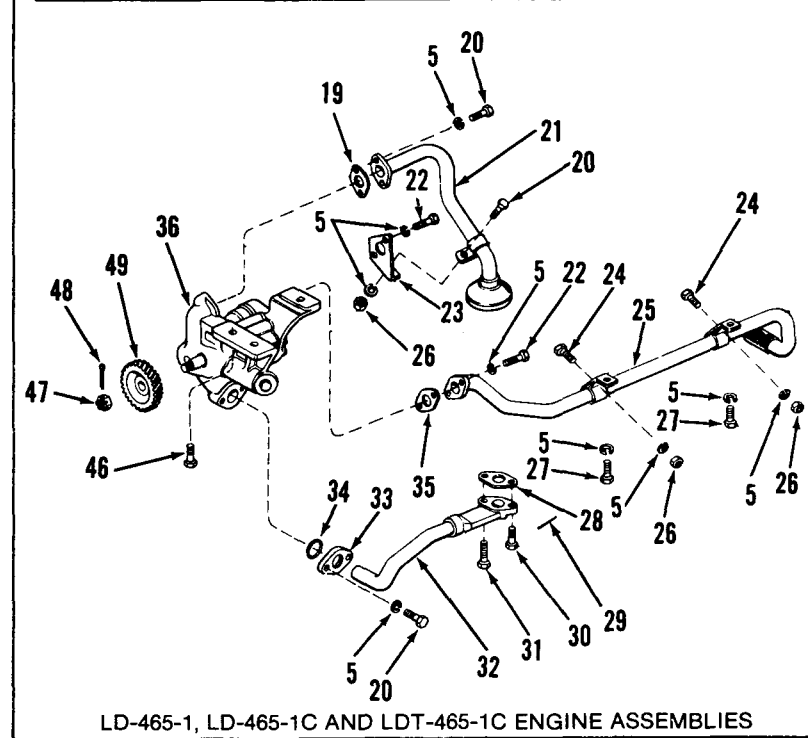
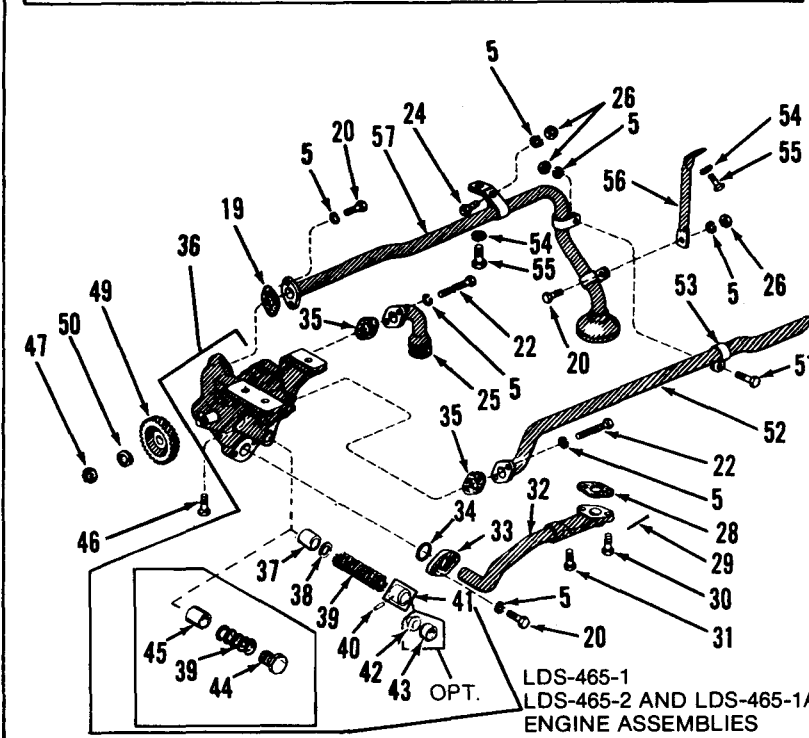
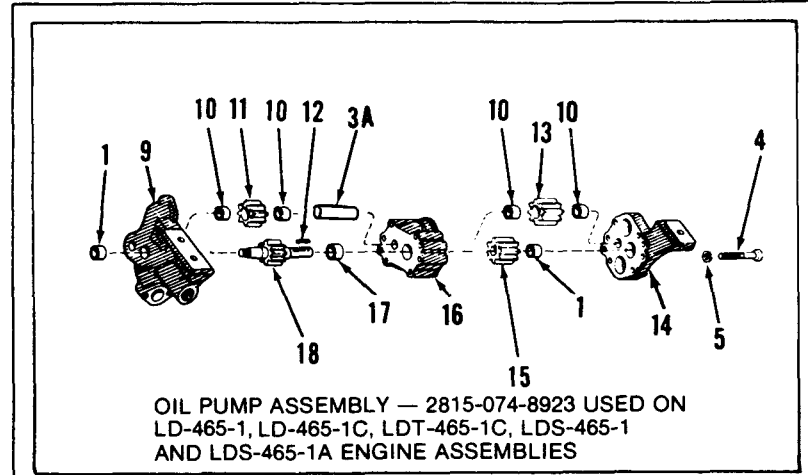
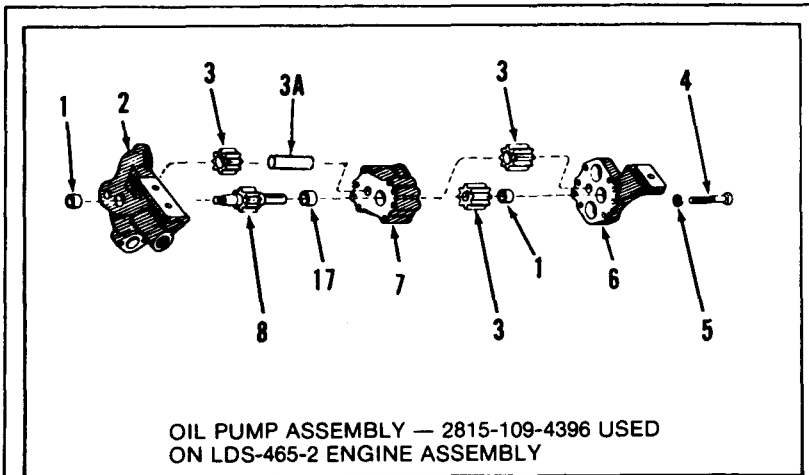


Figure 19. Oil pan, oil pump idler gear, and associated parts.

TAO 13812





TAO 13813

Figure 20. Oil pump and associated parts.

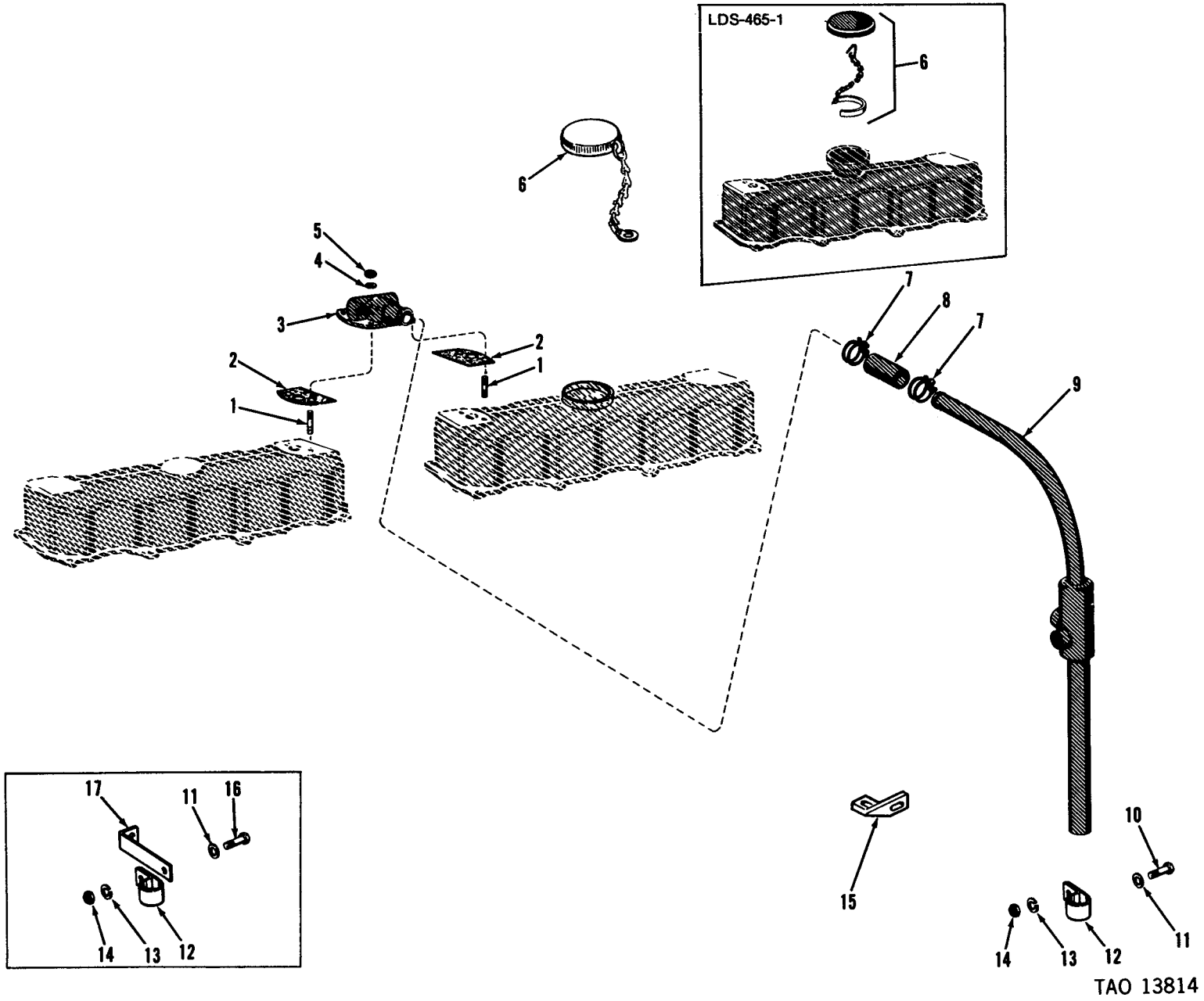
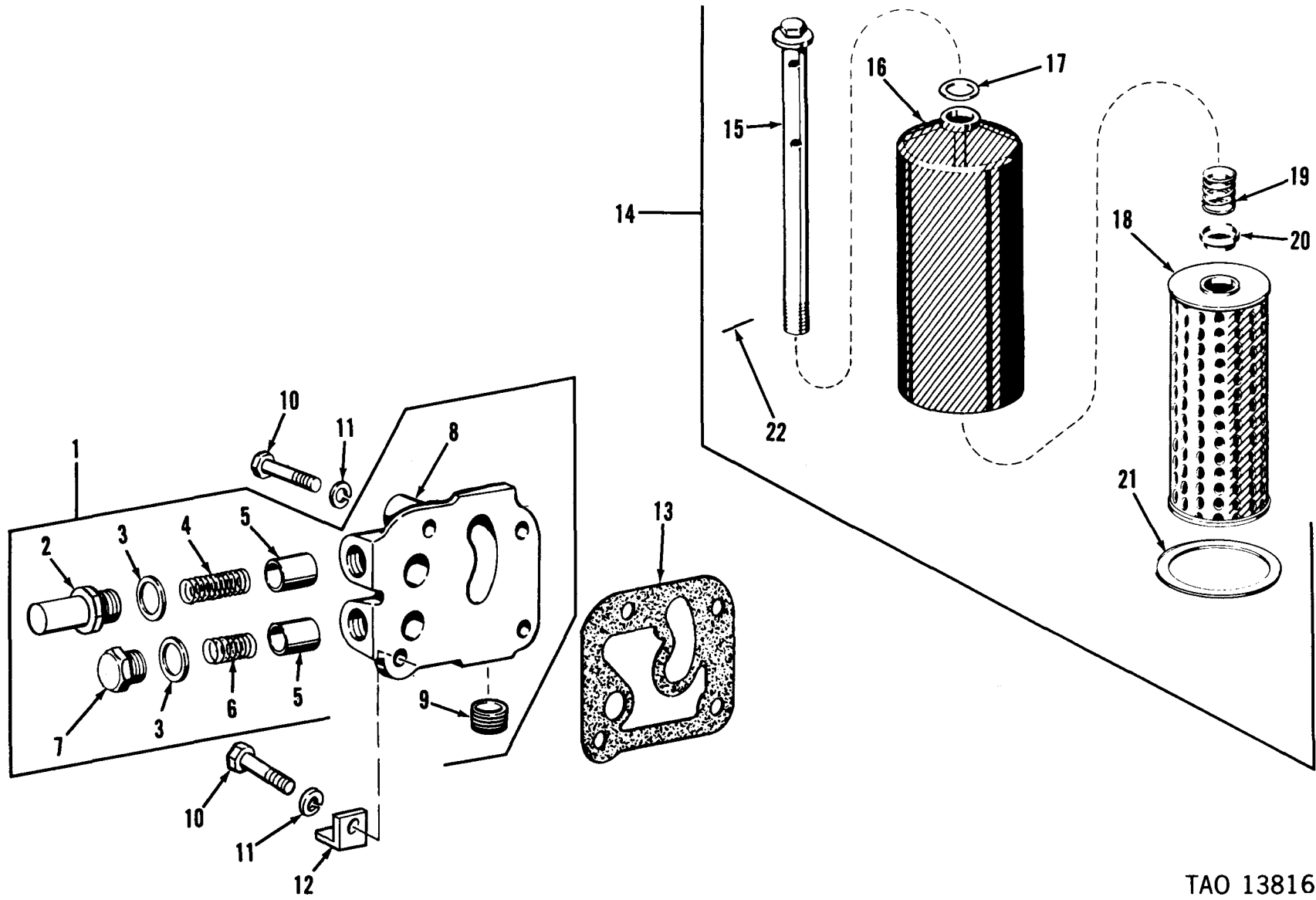


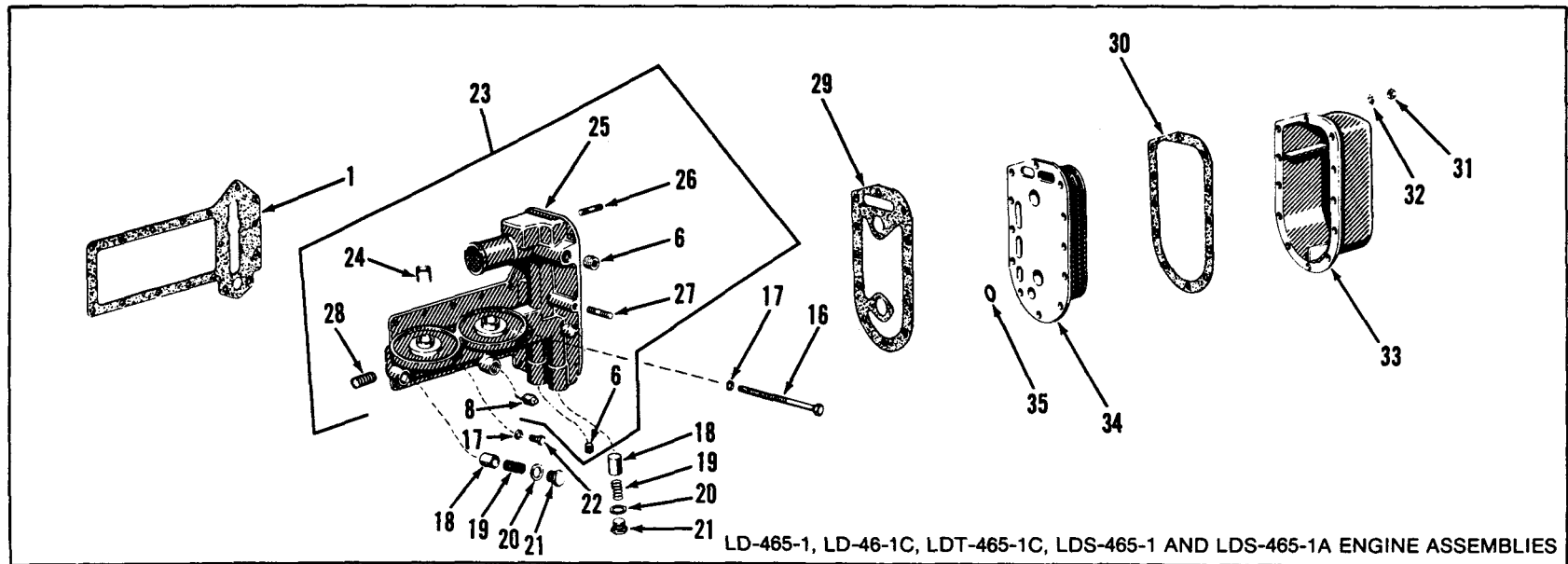
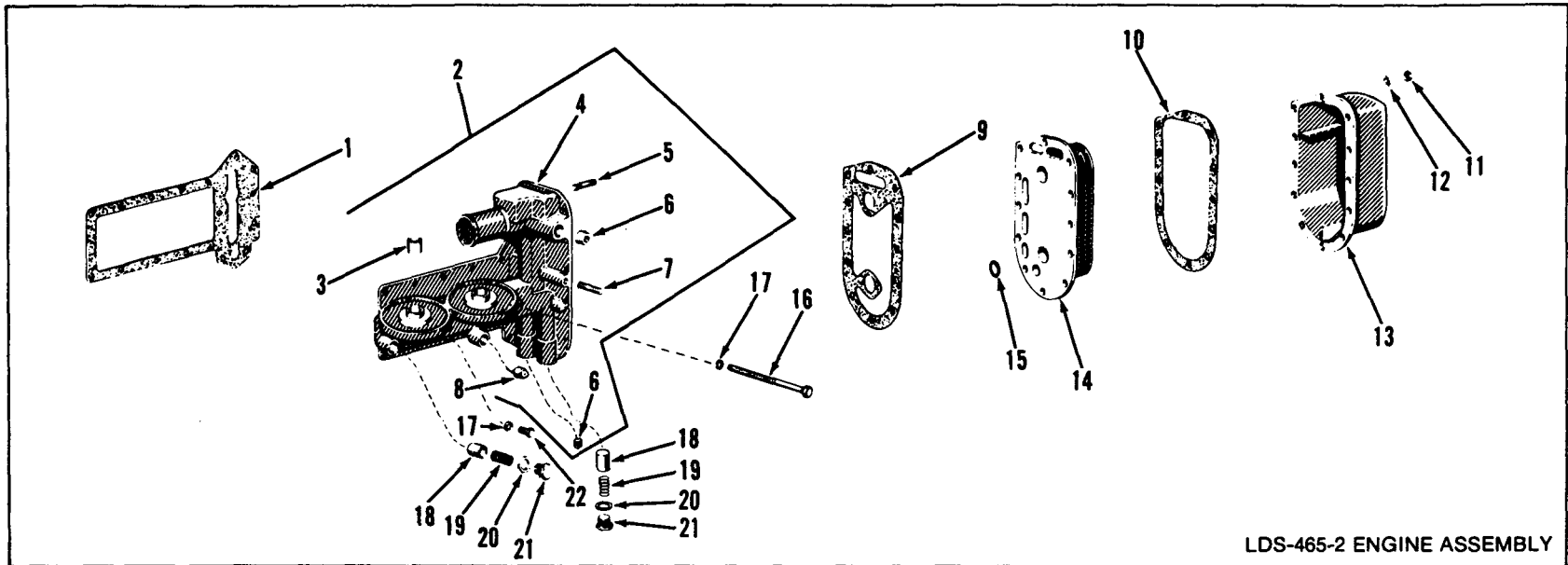
Figure 21. Model LD-465-1, LD-465-1C, LDT-465-1C, LDS-465-1, and LDS-465-1A engine assemblies, crankcase breather system and associated parts.

TAO 13814



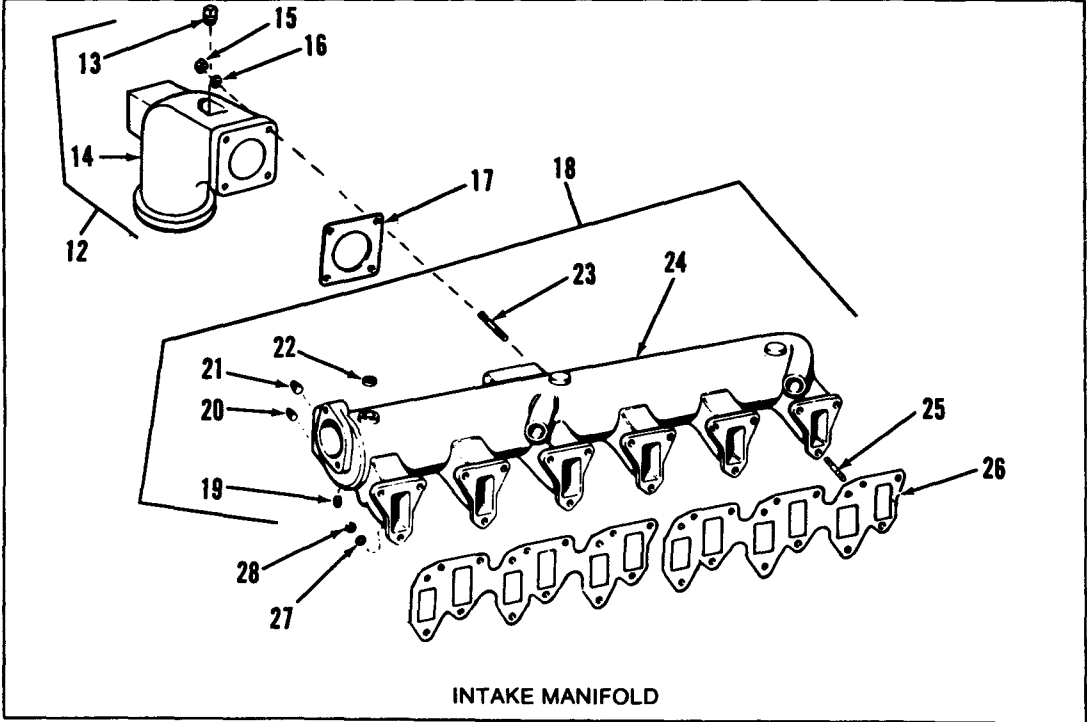
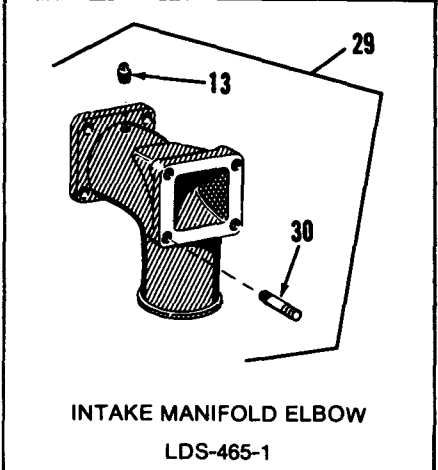
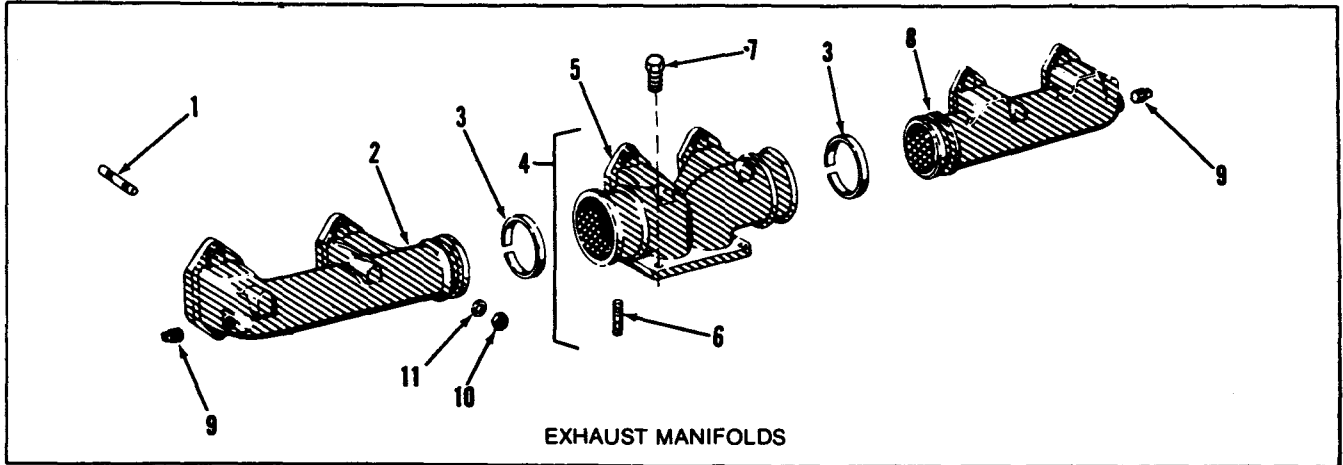
TAO 13816

Figure 23. Oil filter, oil pressure regulator, and associated parts.





TAO 13817

Figure 24. Oil cooler and associated parts.



TAO 13818

Figure 25. Intake and exhaust manifolds and associated parts.



TAO 13819

Figure 26. Clutch assembly and associated parts.

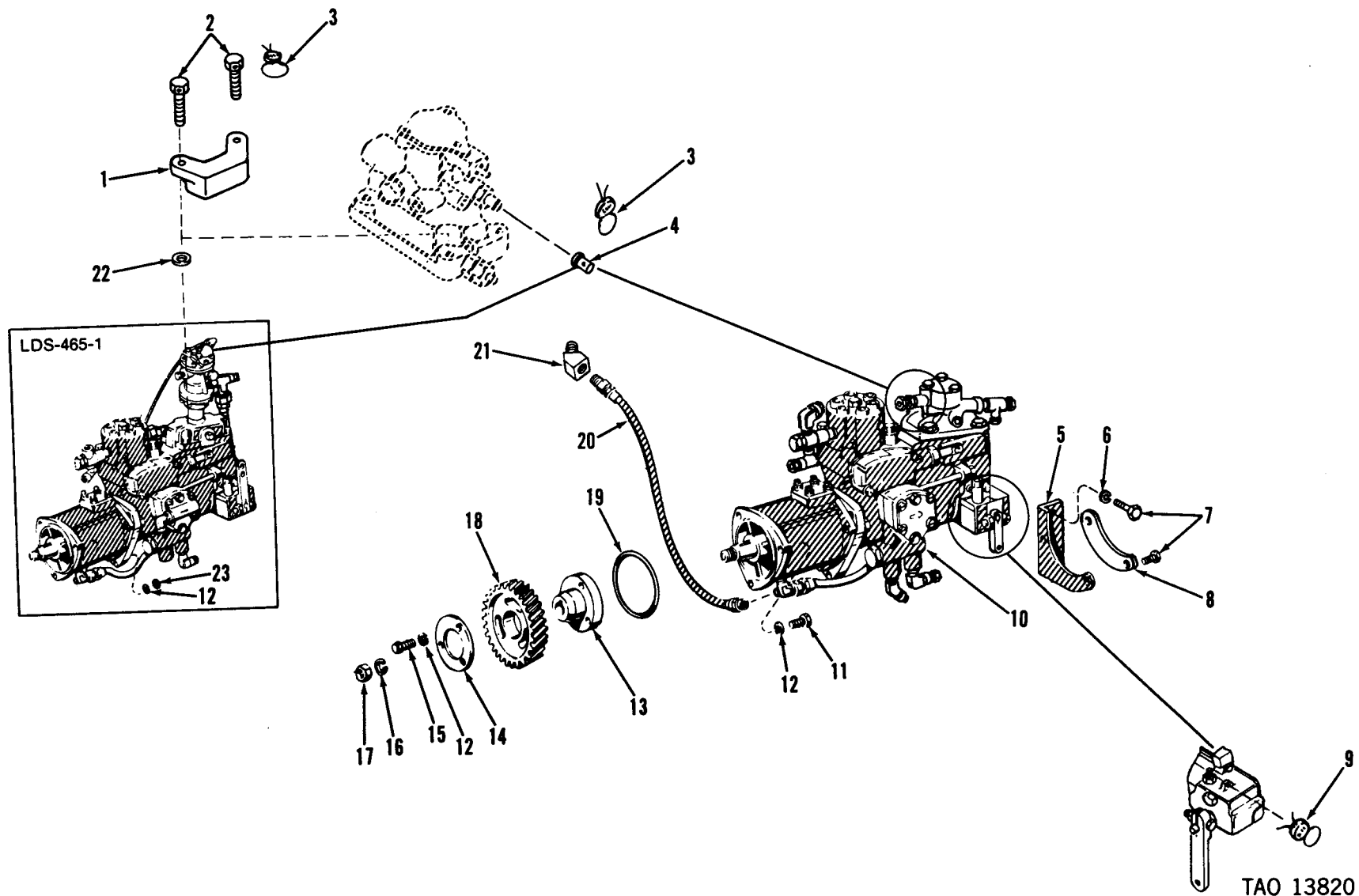


Figure 27. Fuel injection pump, driven gear and associated parts.

TAO 13820

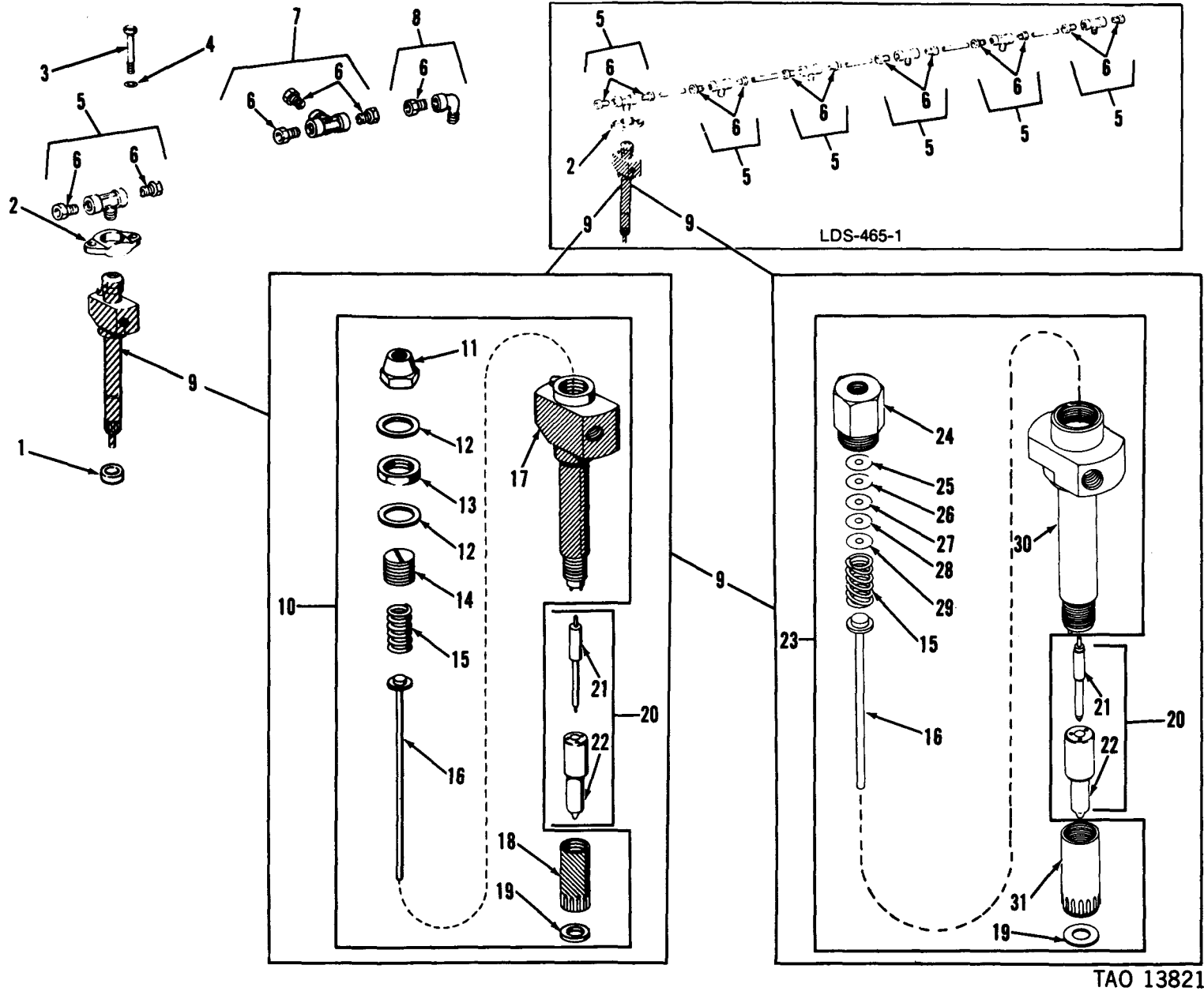
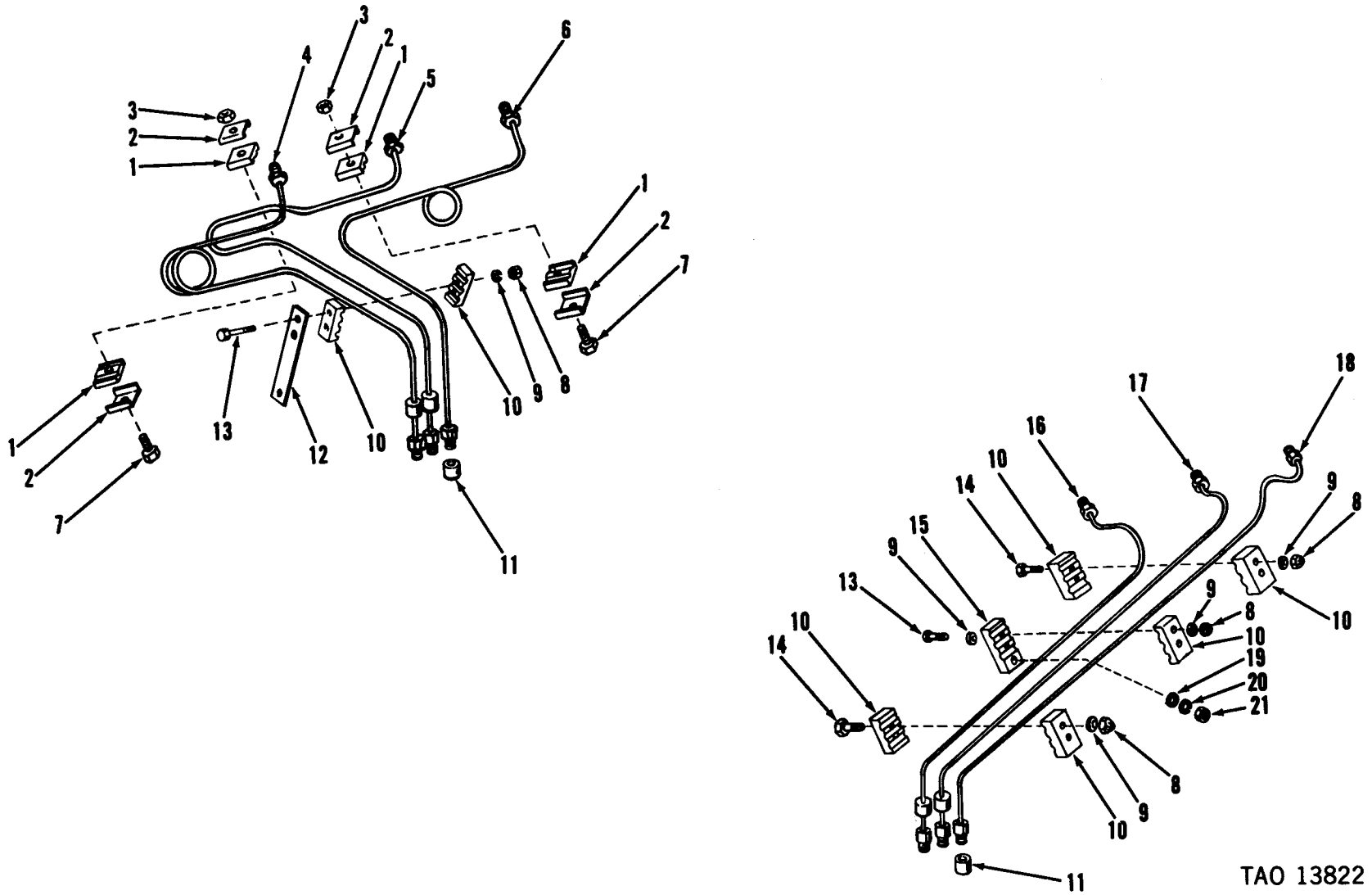


Figure 28. Fuel injector nozzle and holder and associated parts.





TAO 13822

Figure 29. Model LDS-465-2 engine assembly fuel injector tubes and associated parts.

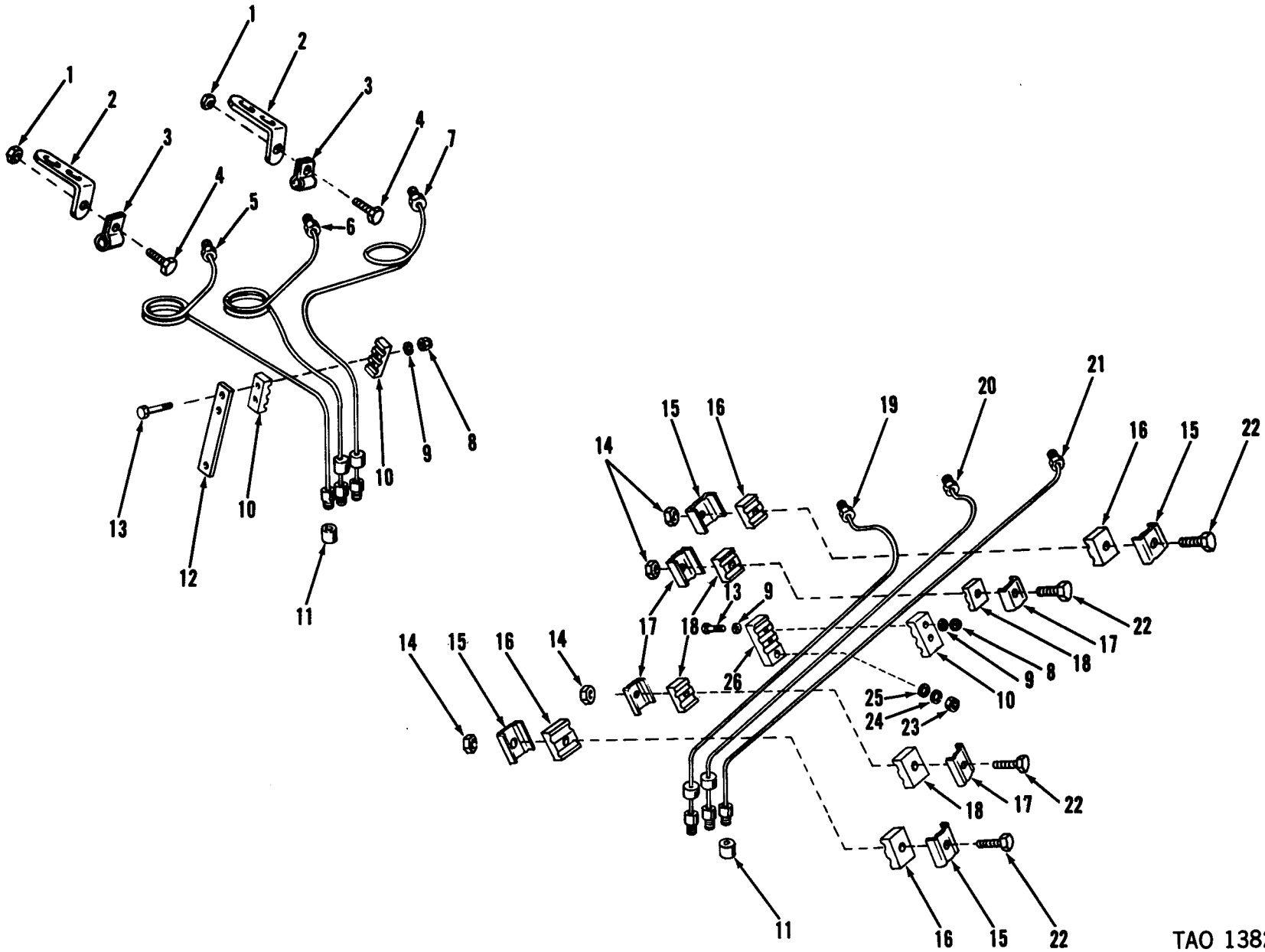


Figure 30. Model LD-465-1, LD-465-1C, LDT-465-1C, LDS-465-1, and LDS-465-1A engine assemblies, fuel injector tubes and associated parts.

TAO 13823

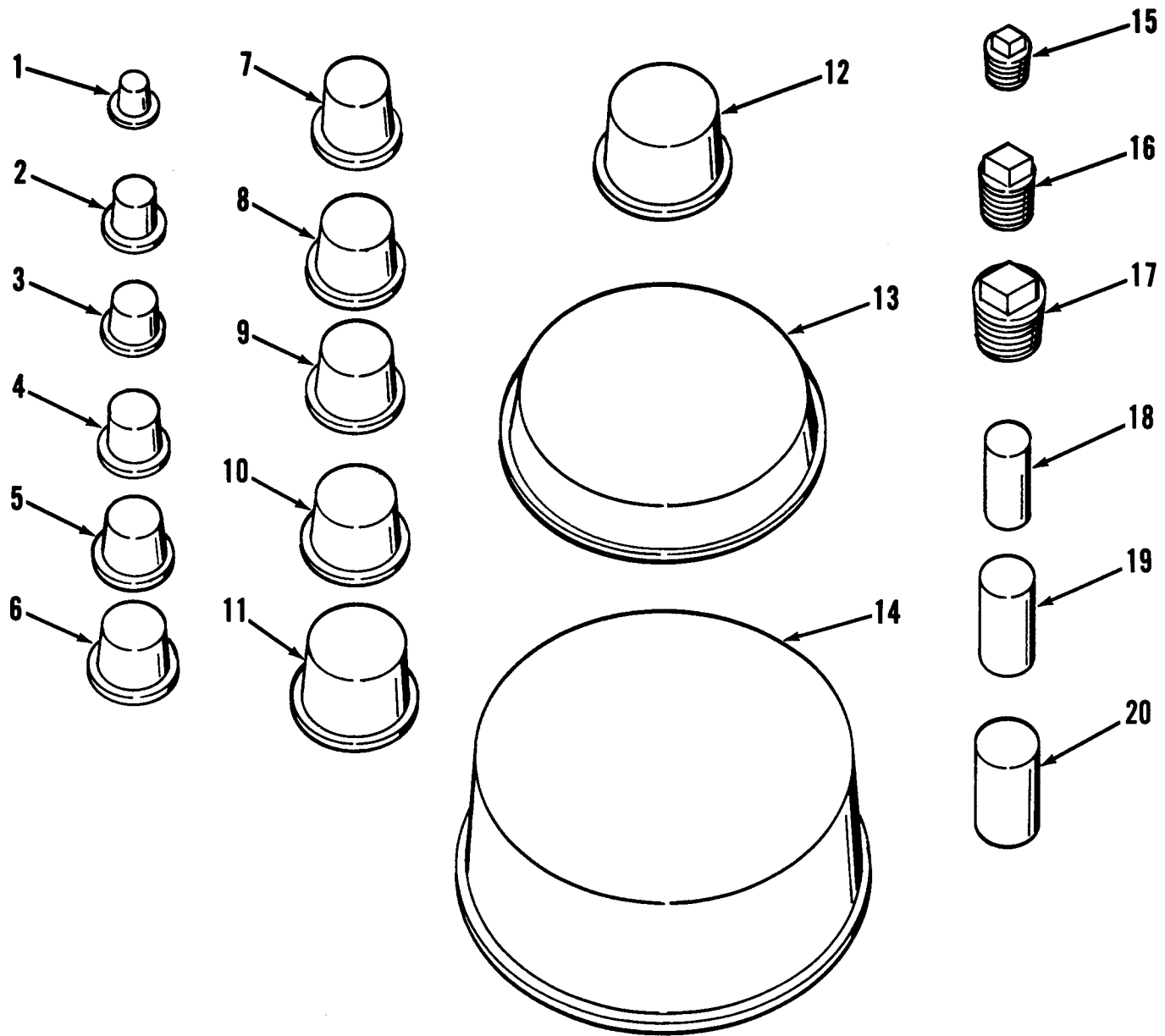


Figure 31. Cap and plug set, engine fuel system.

TAO 13656

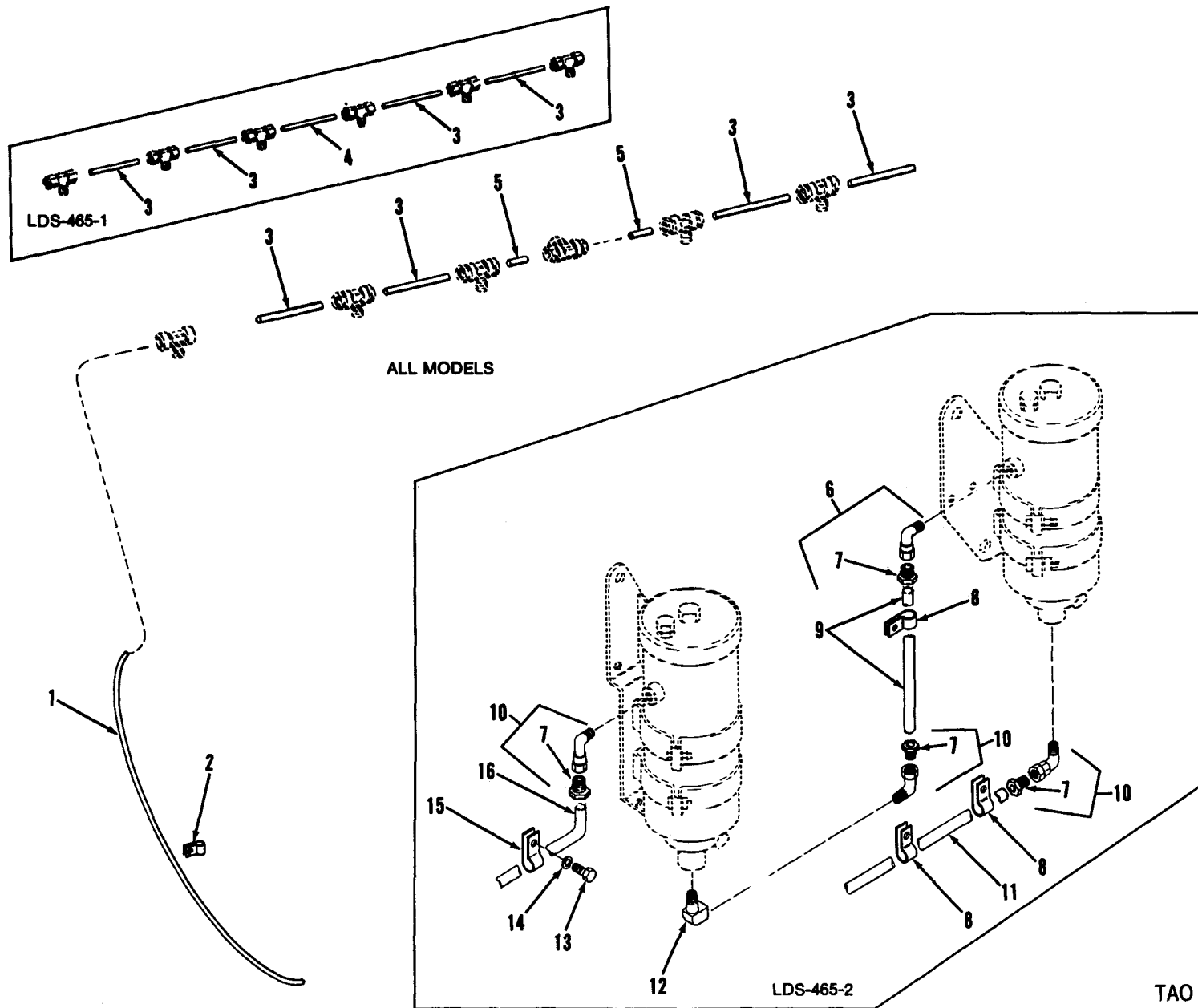


Figure 32. Fuel filter, fuel return tubes, and associated parts.

TAO 13824

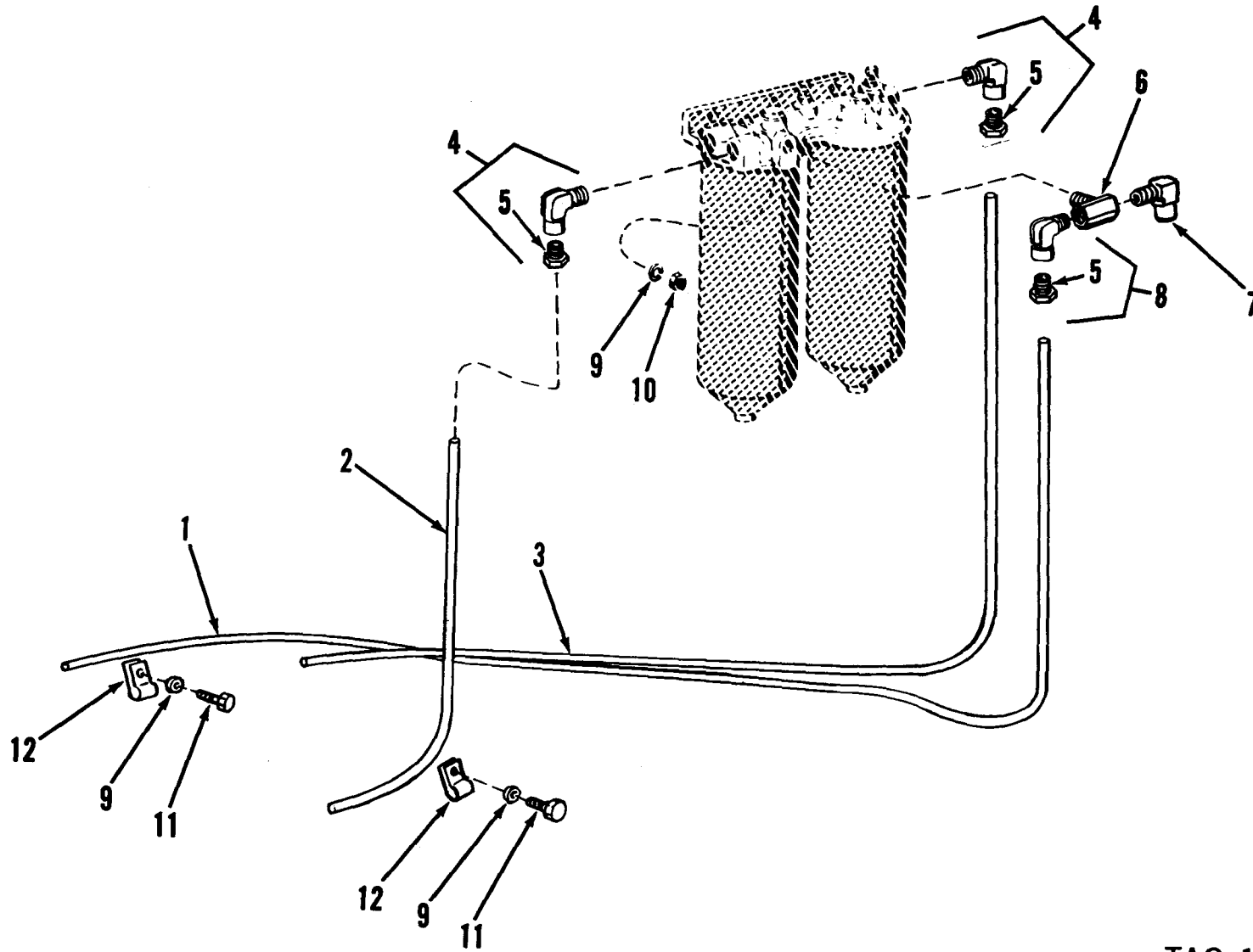
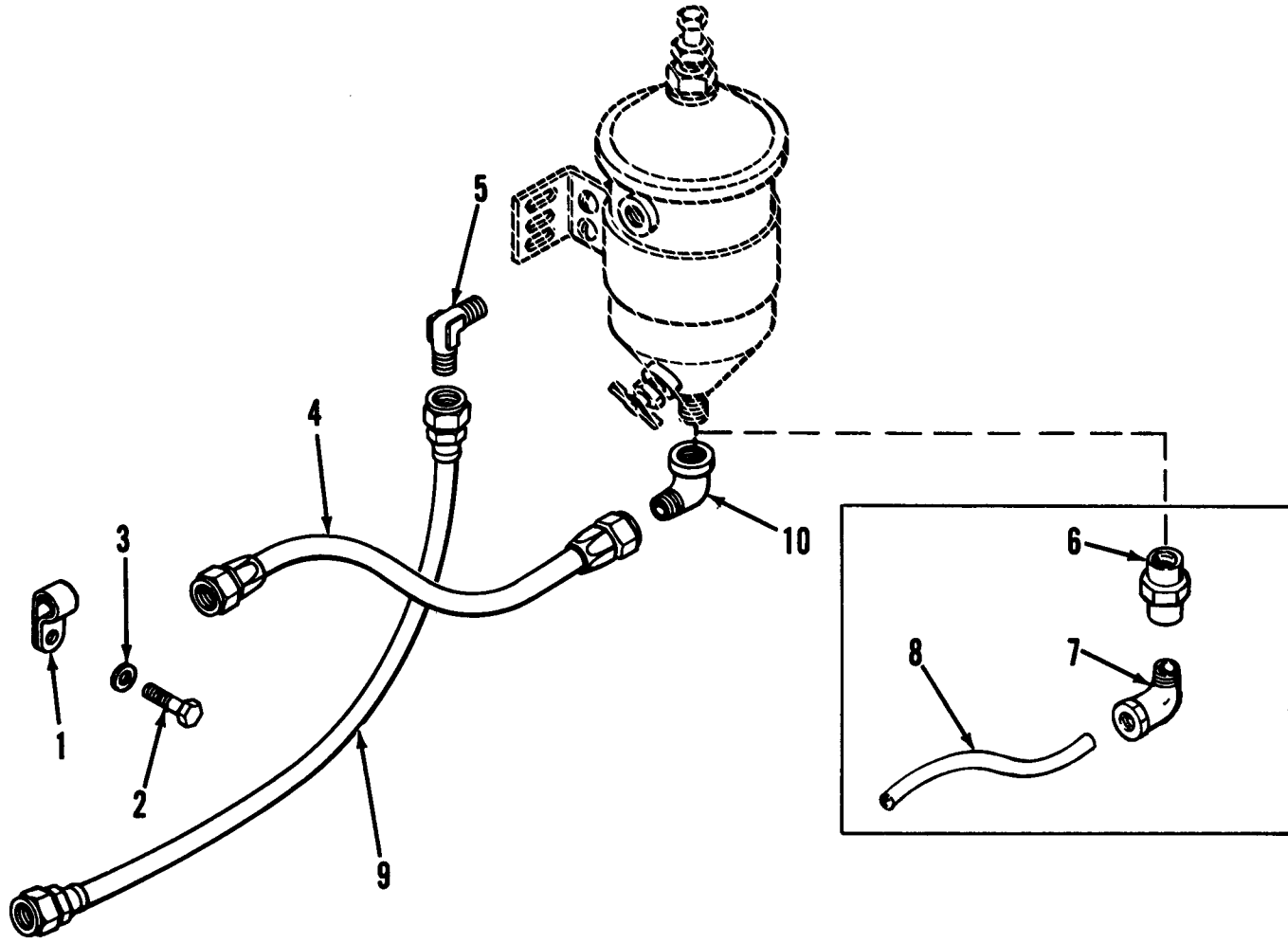


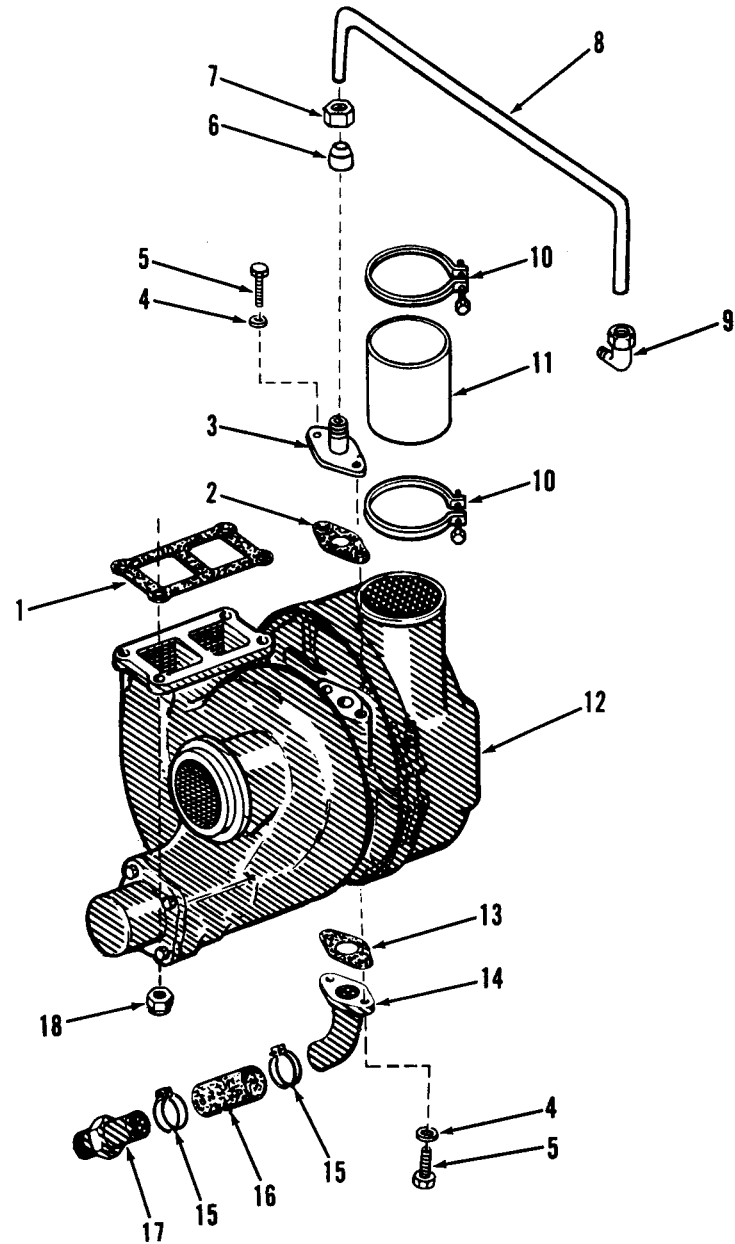
Figure 33. Model LD-465-1, LD-465-1, LDT-465-1C, LDS-465-1, and LDS-465-1A engine assemblies.  
fuel filter tubes and associated parts.

TAO 13825



TAO 13657

Figure 34. Model LDS-465-1 engine assembly, fuel hoses.



TAO 13826

Figure 35. Model LDT-465-1C, LDS-465-1, LDS-465-1A, and LDS-465-2 engine assemblies, turbocharger and associated parts.

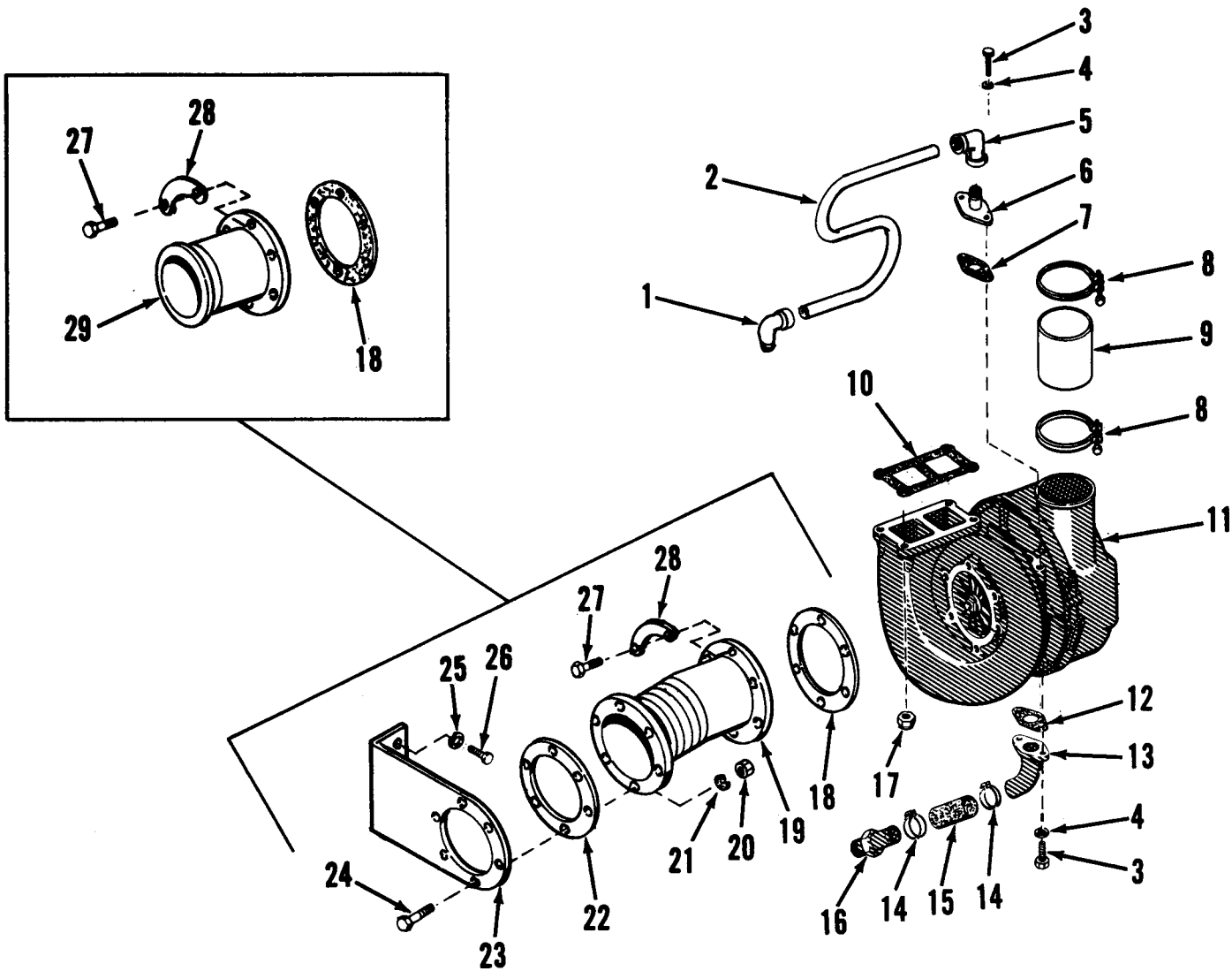


Figure 36. Model LDS-465-1 engine assembly, turbocharger and associated parts.

TAO 13658

TM 9-2815-210-34P



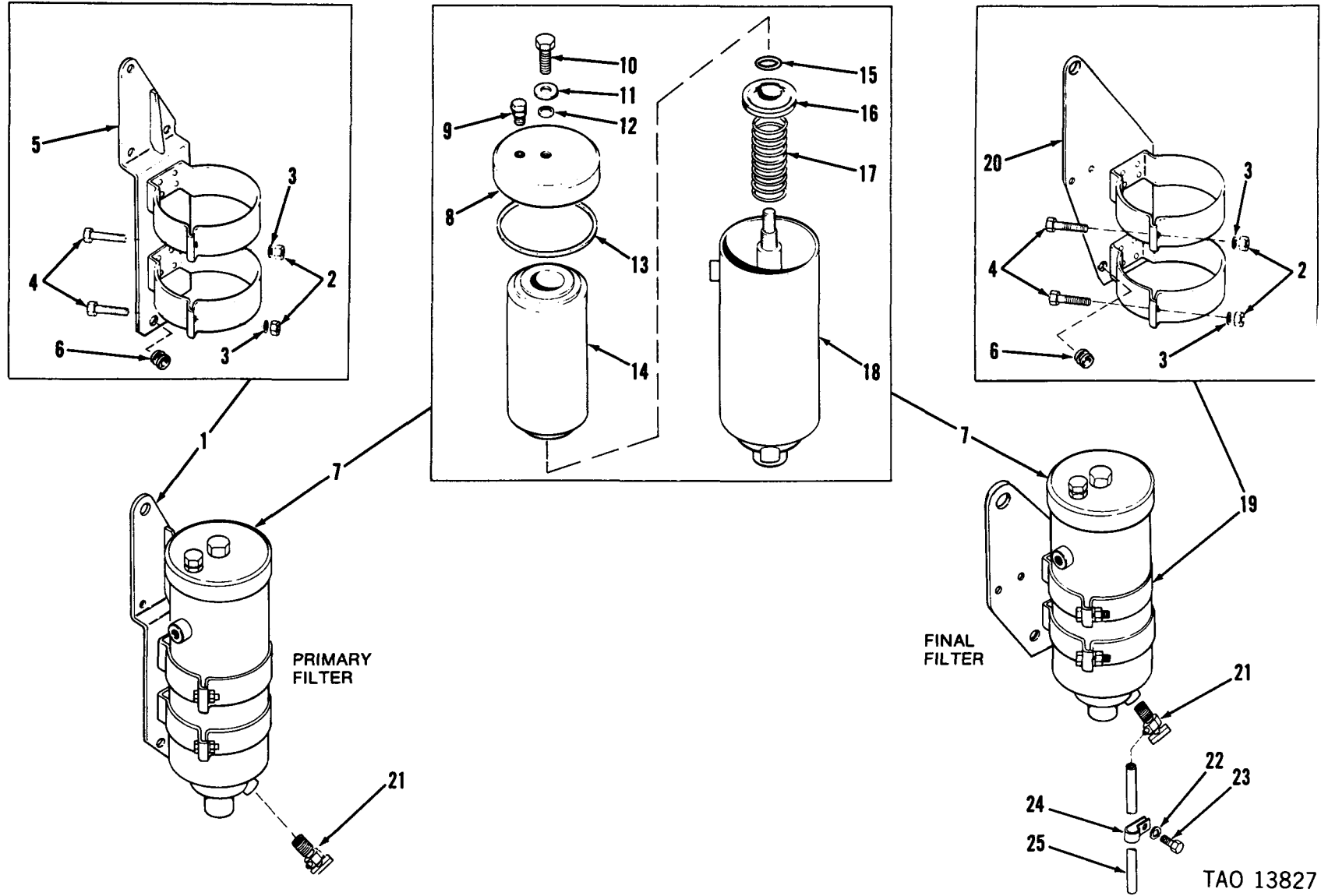


Figure 37. Model LDS-465-2 engine assembly, fuel filter and associated parts.

TAO 13827

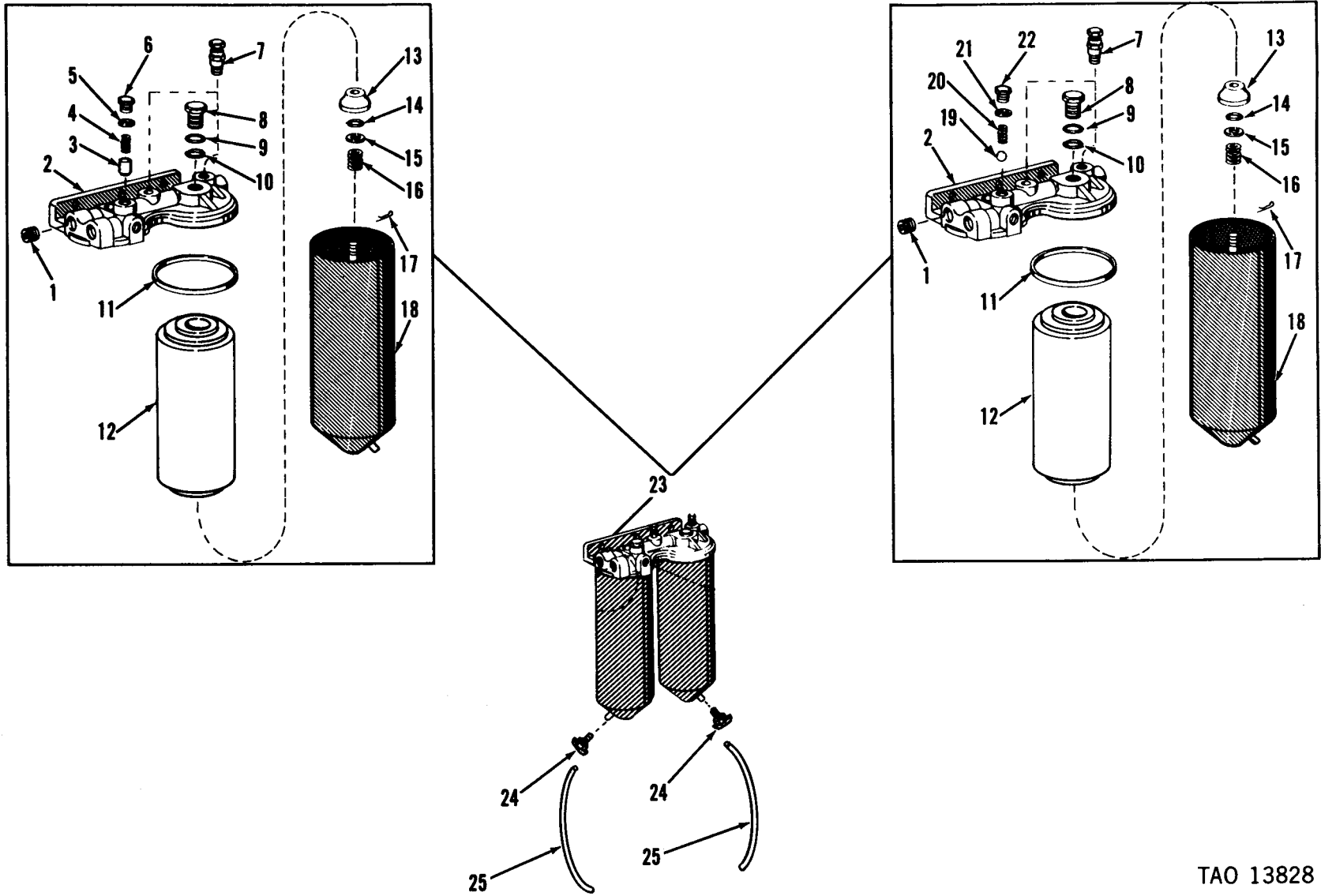


Figure 38. Model LD-465-1, LD-465-1C, LDT-465-1C and LDS-465-1A fuel filters and associated parts.

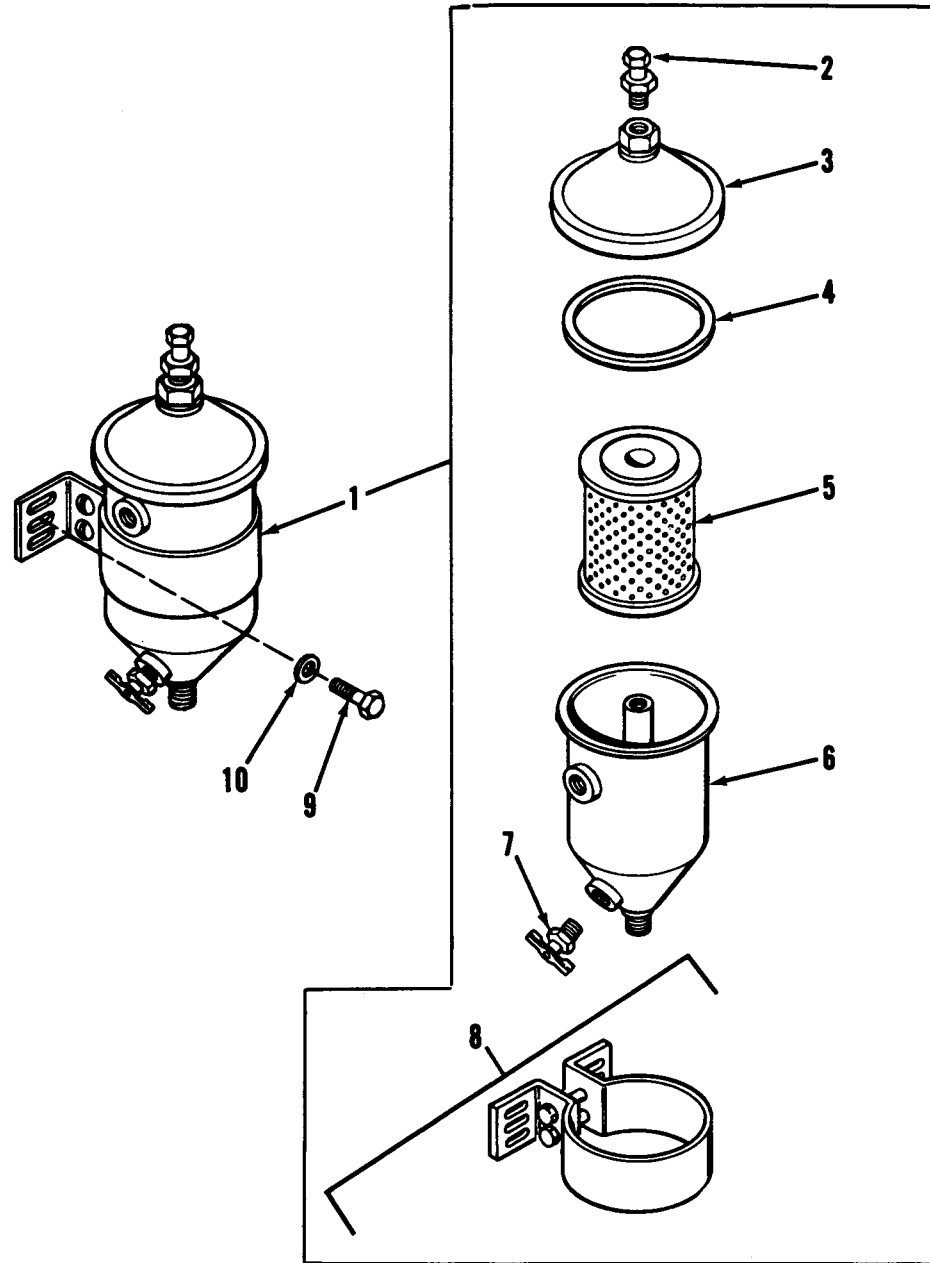


Figure 39. Model LDS-465-1 engine assembly, fuel filter and associated parts.

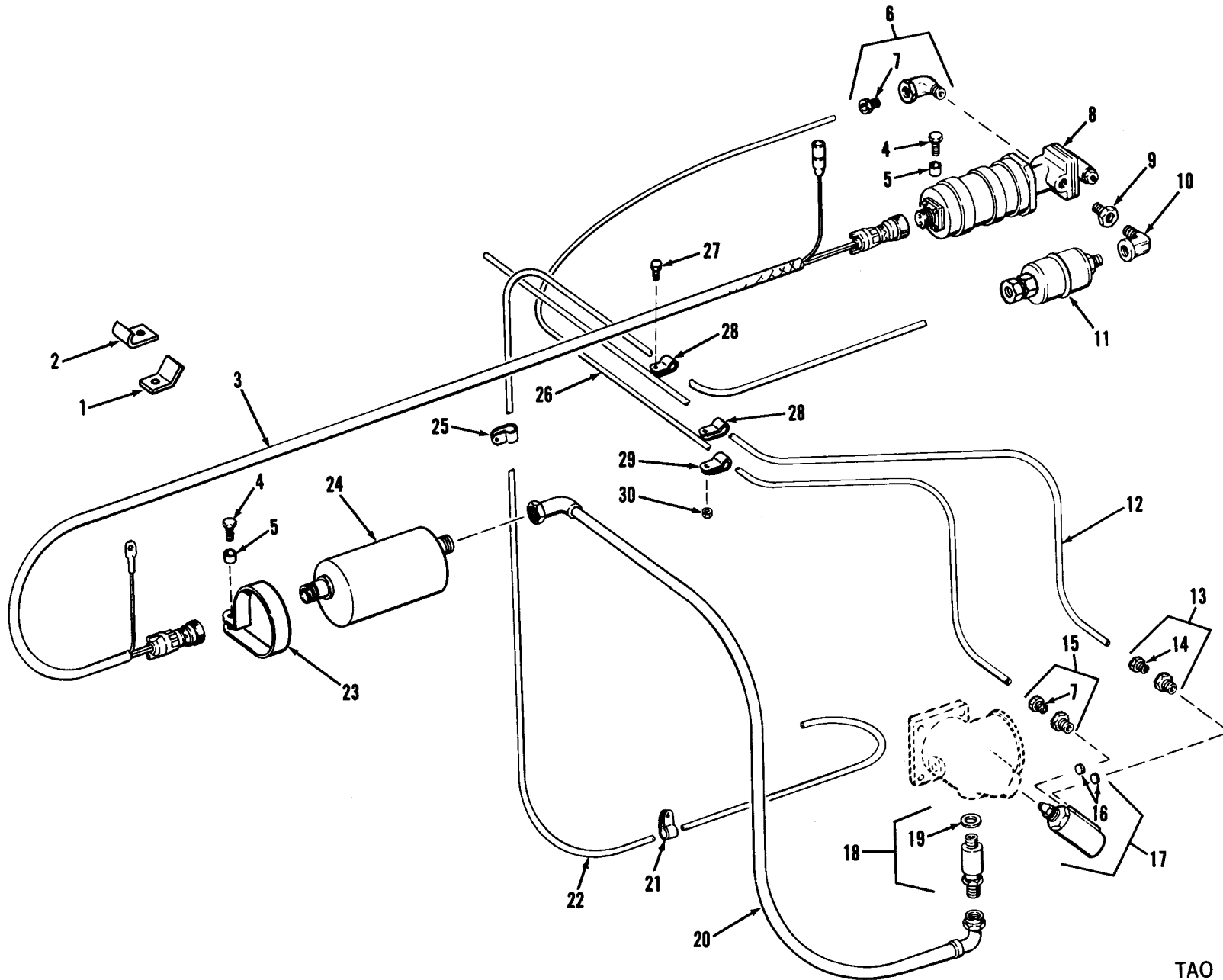


Figure 40. Model LD-465-1, LD-465-1C, LDT-465-1C, LDS-465-1 and LDS-465-1A engine assemblies, flame heater and associated parts.

TAO 13829

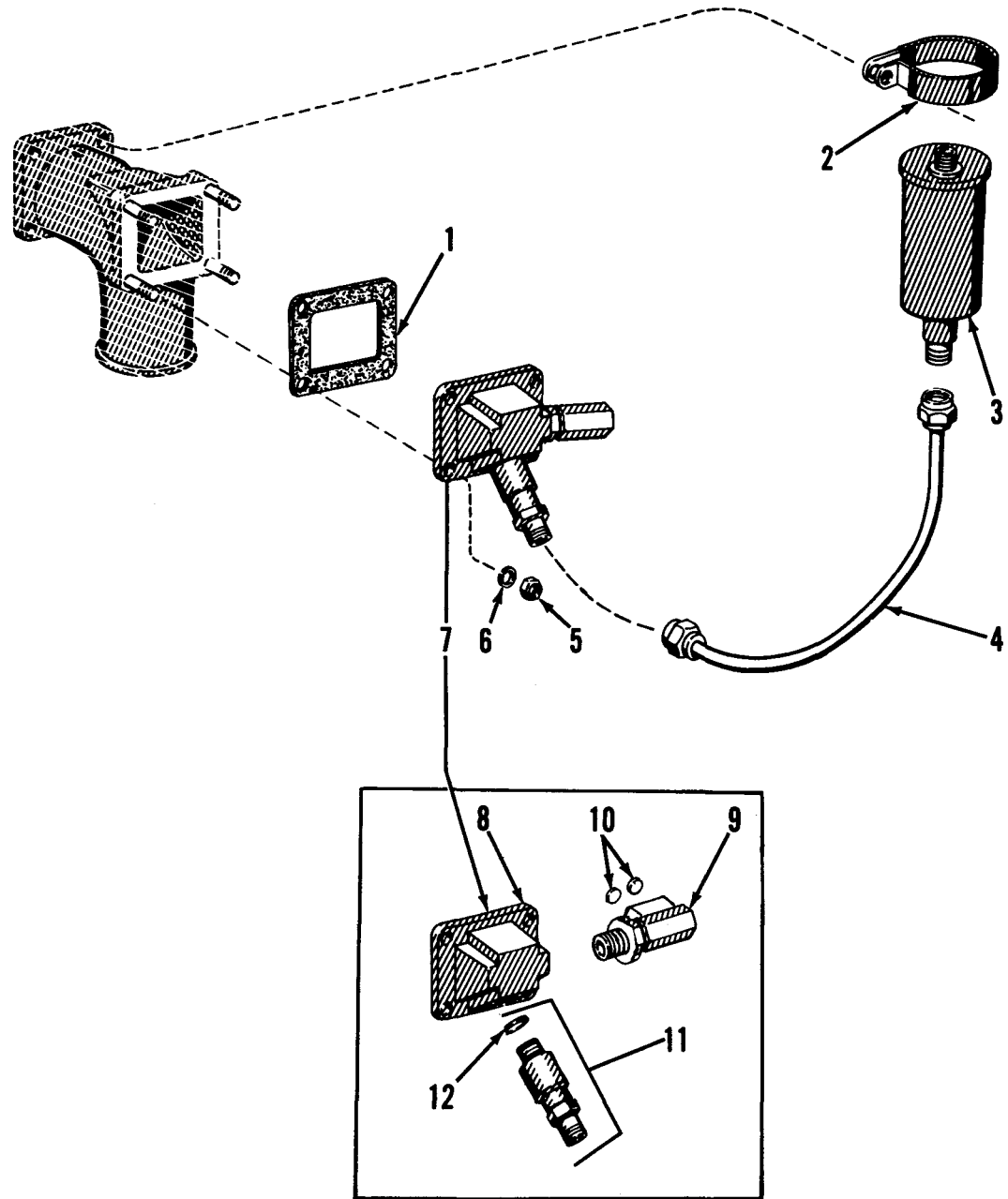


Figure 41. Model LDS-465-1 engine assembly, flame heater and associated parts.

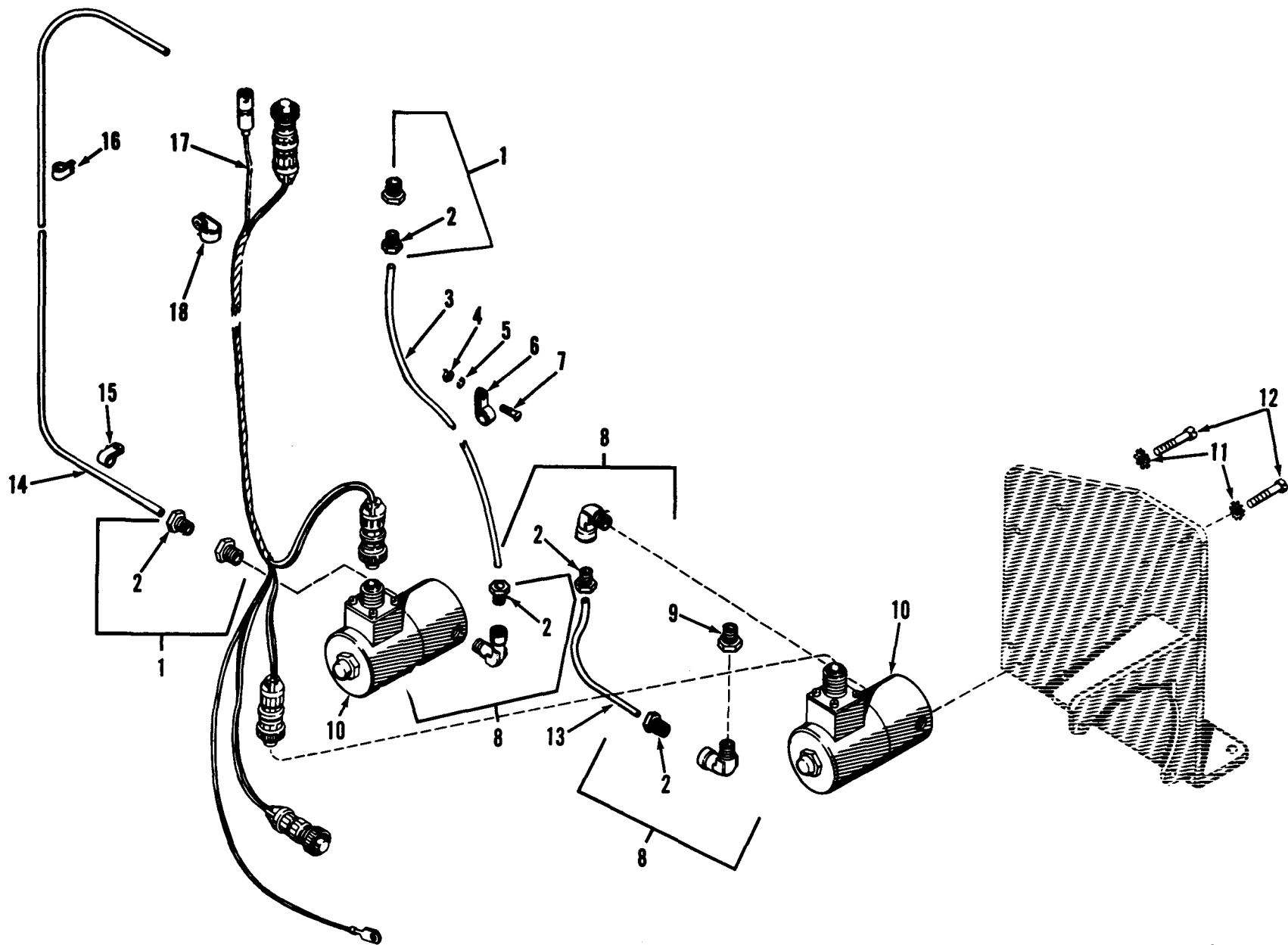
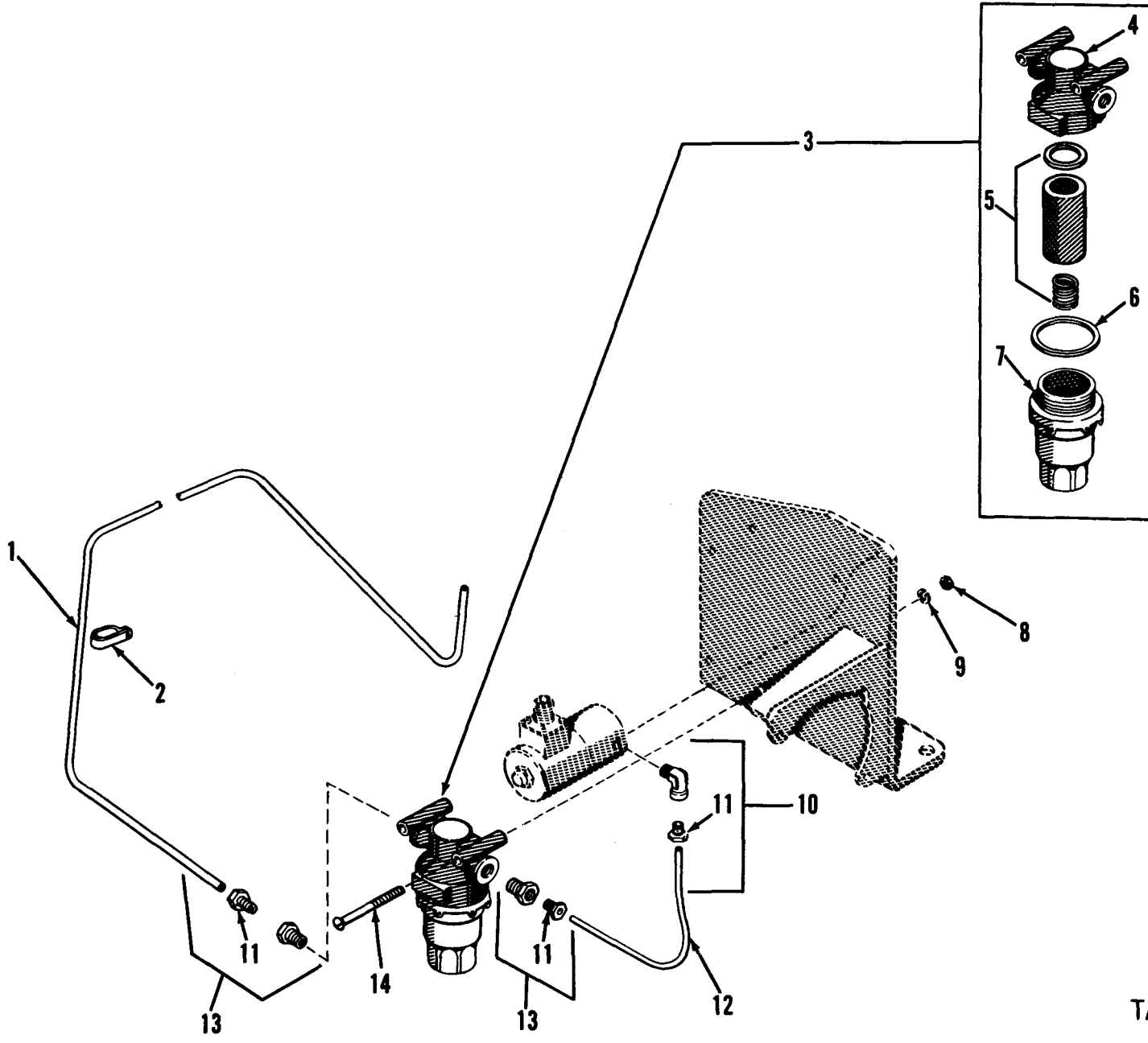


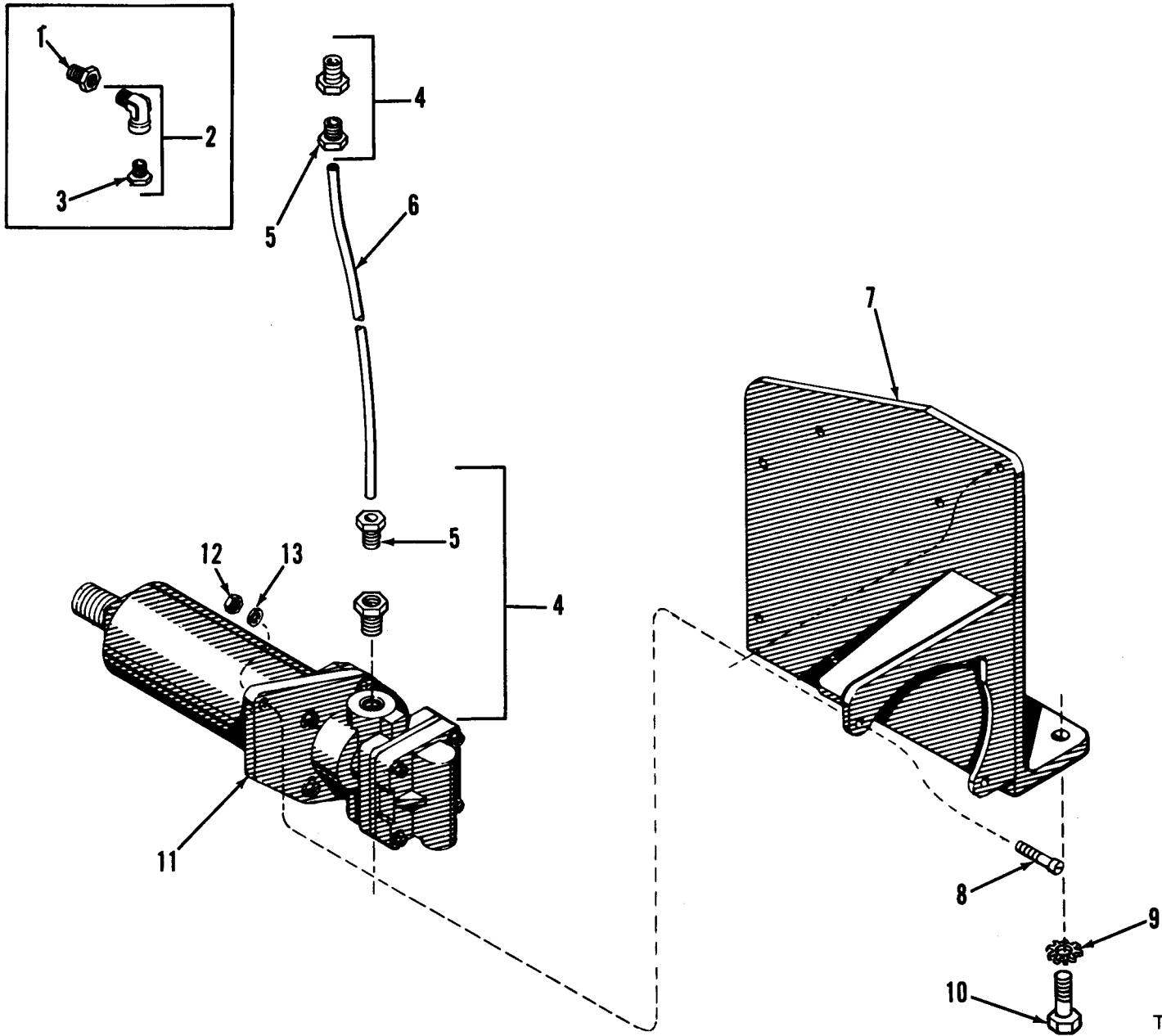
Figure 42. Model LDS-465-1 engine assembly, flame heater solenoids, wiring harness and tubes.

TAO 13661



TAO 13830 \_

Figure 43. Model LDS-465-1 engine assembly, flame heater fuel filter and tubes.



TAO 13662

Figure 44. Model LDS-465-1 engine assembly, flame heater fuel pump and fuel filter bracket.



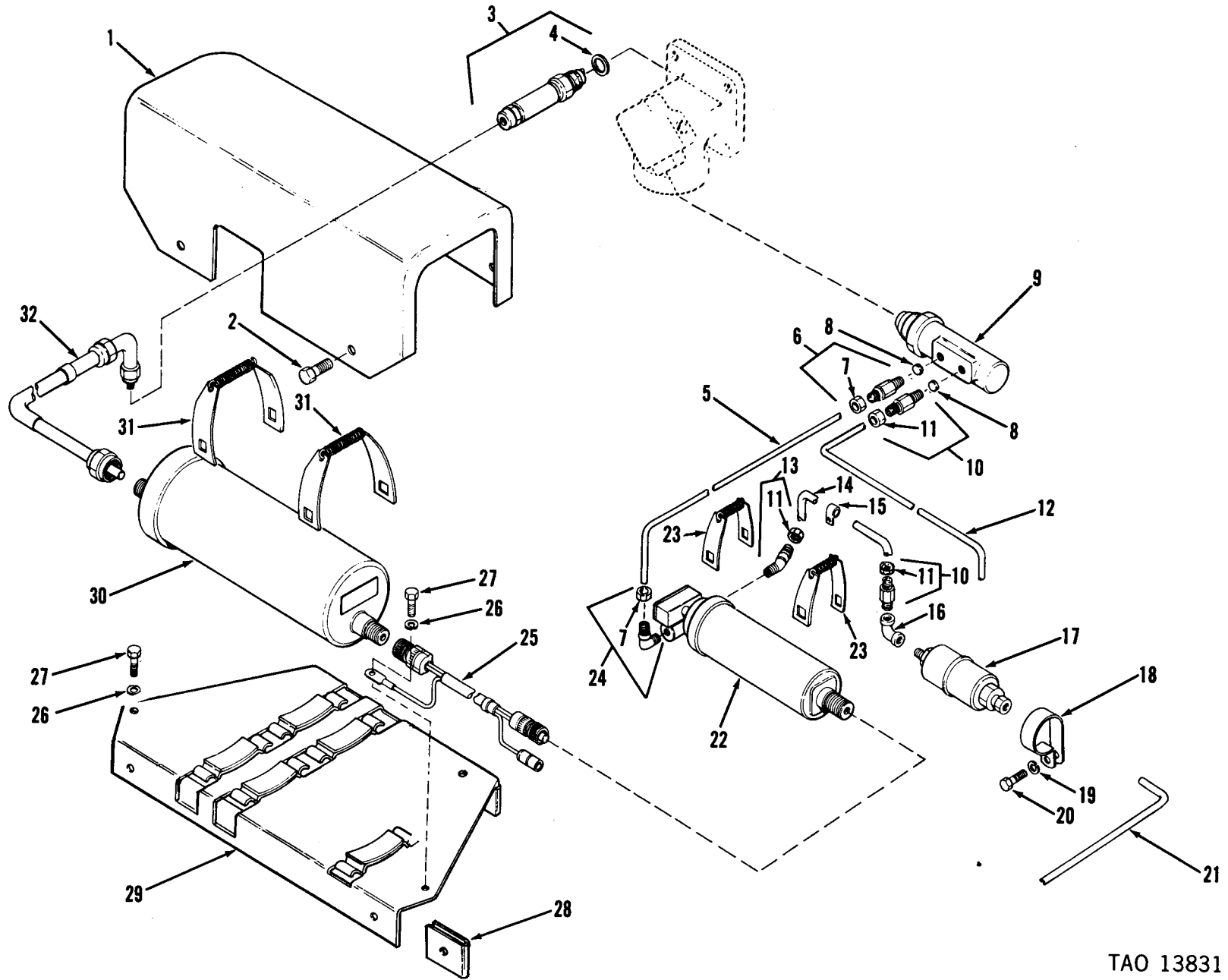
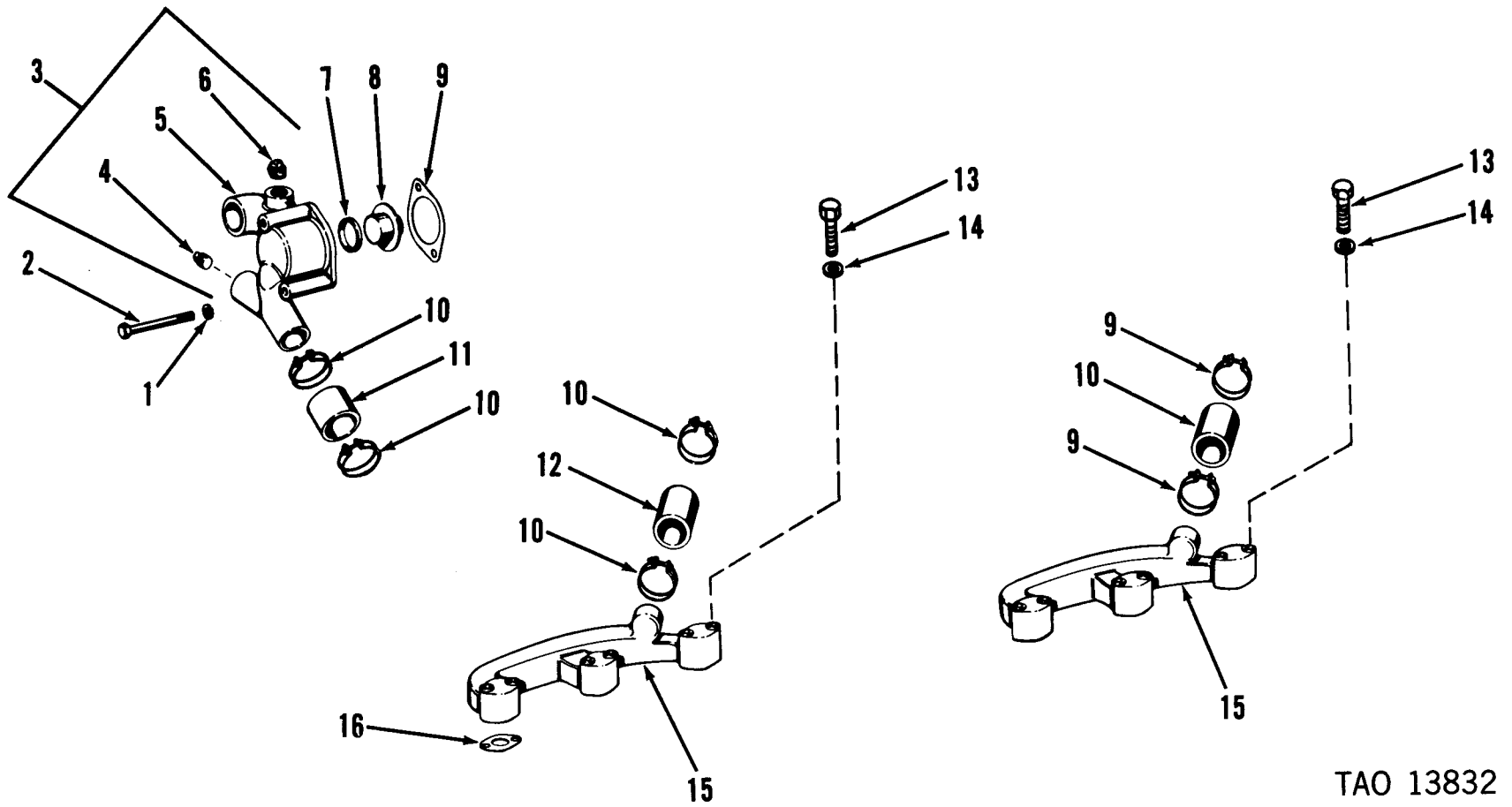


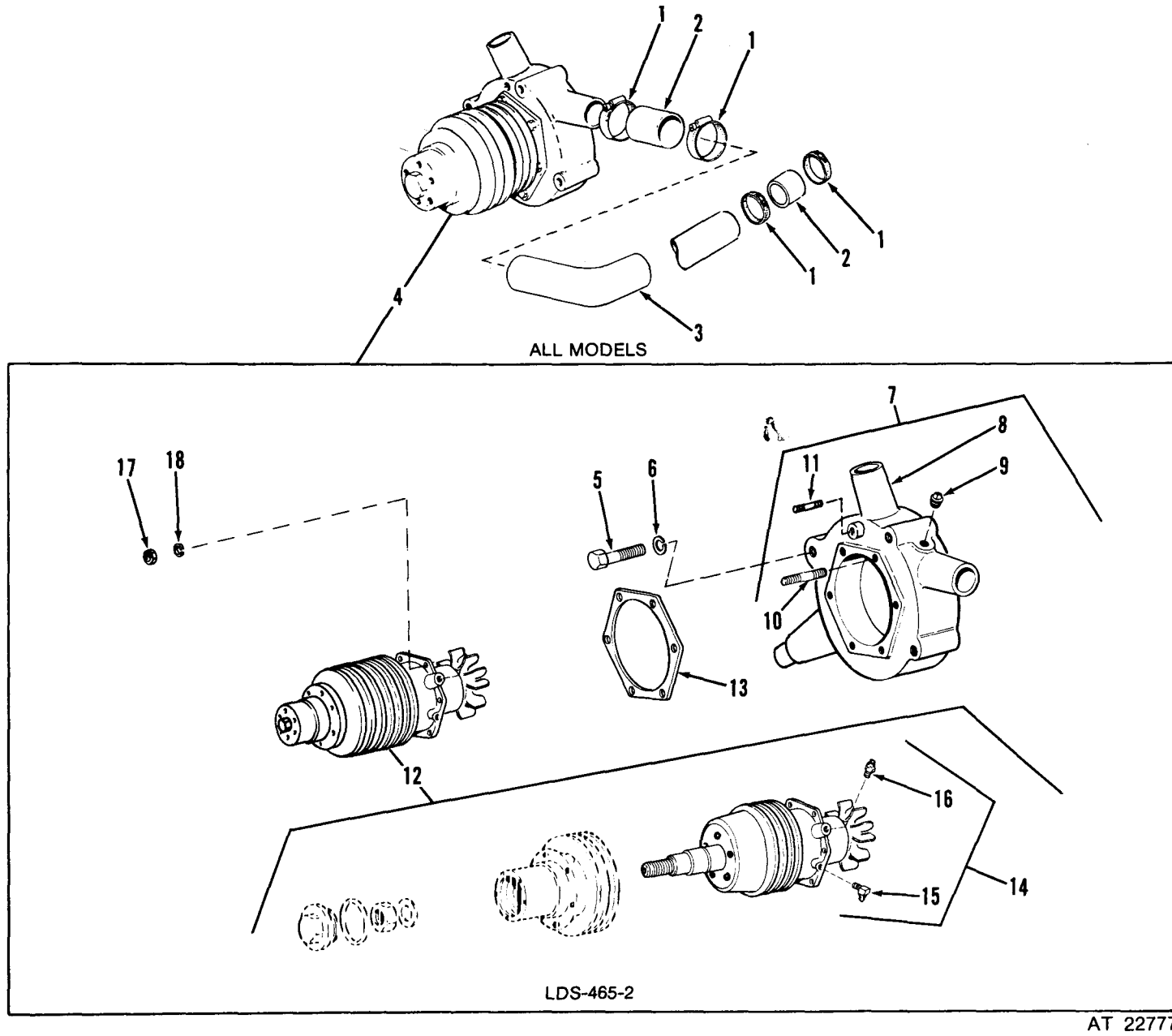
Figure 45. Model LD-465-1C, LDT-465-1C, LDS-465-1, LDS-465-1A, and LDS-465-2 engine assemblies, flame heater and associated parts.

TAO 13831



TAO 13832

Figure 46. Water manifold, thermostat housing and associated parts.



AT 22777

Figure 47. Water pump and associated parts.

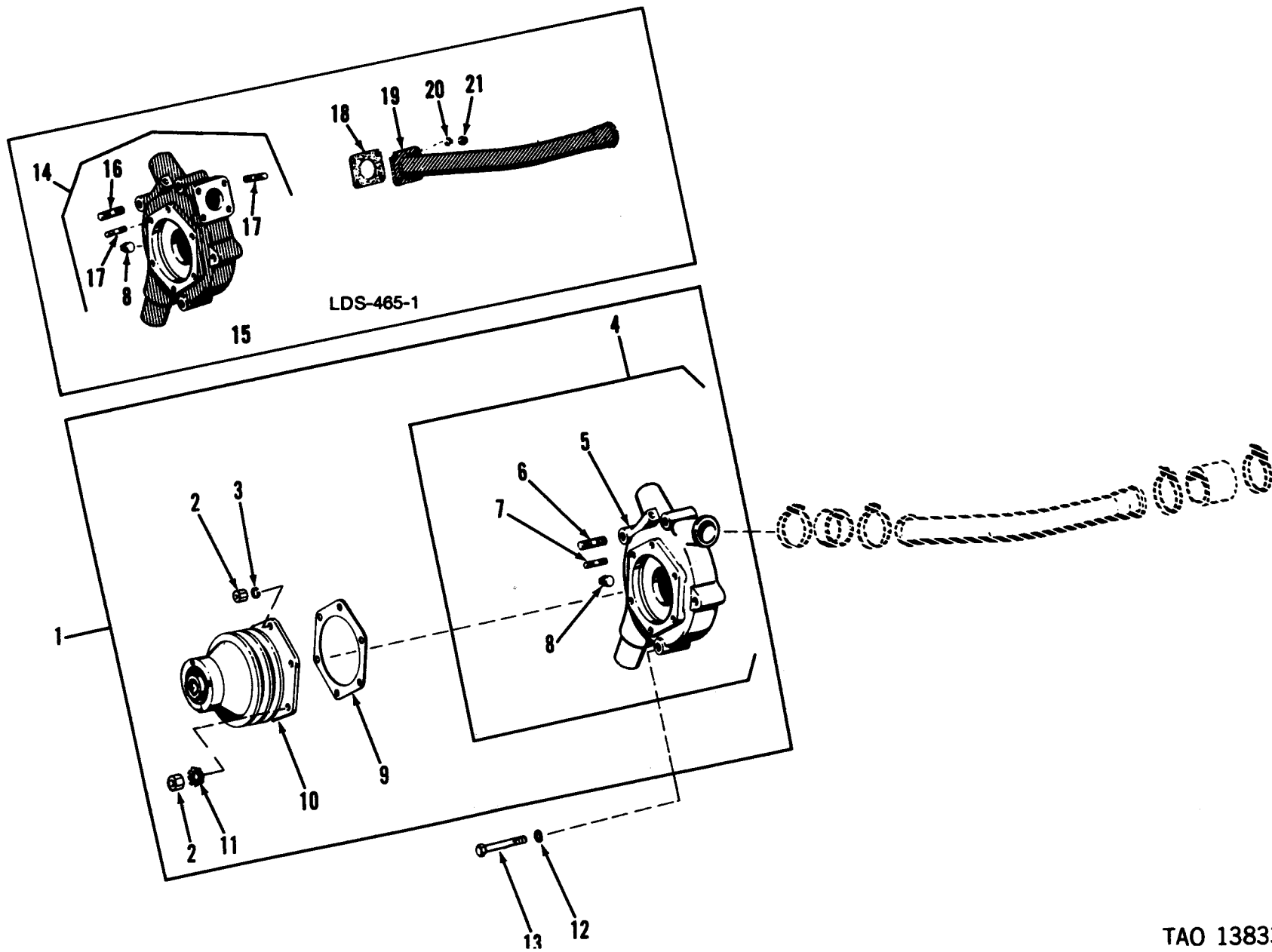
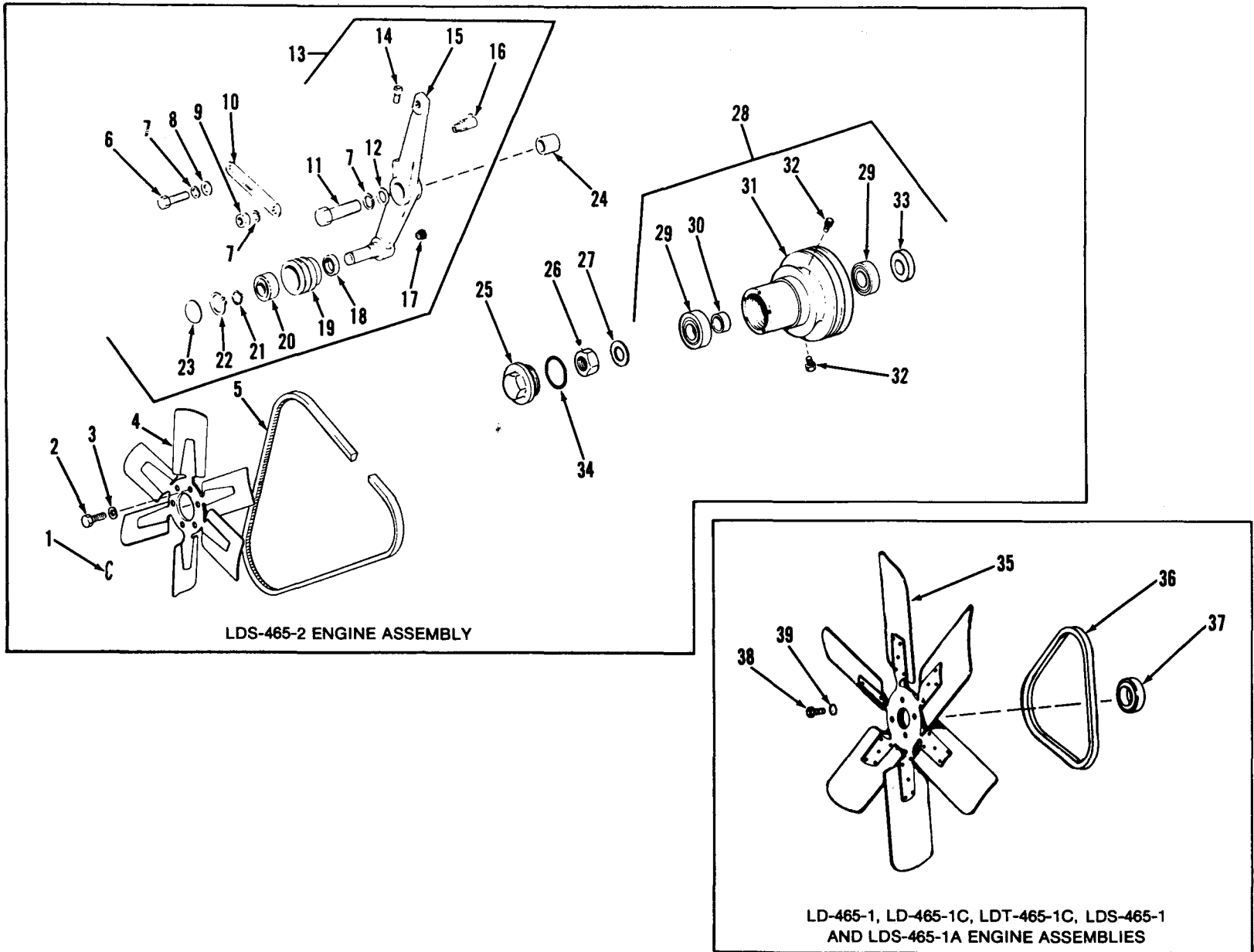


Figure 48. Model LD-465-1, LD-465-1C, LDT-465-1C, LDS-465-1, and LDS-465-1A engine assemblies, water pump and associated parts.

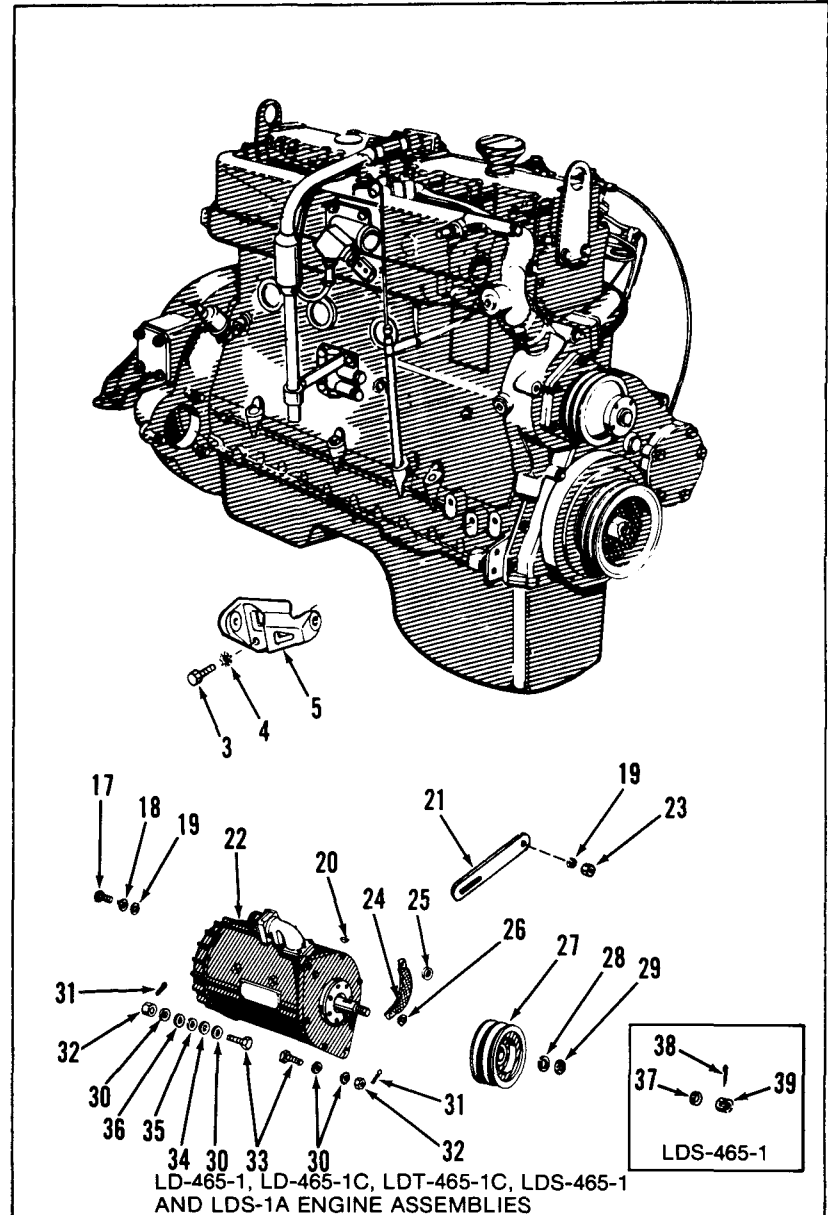
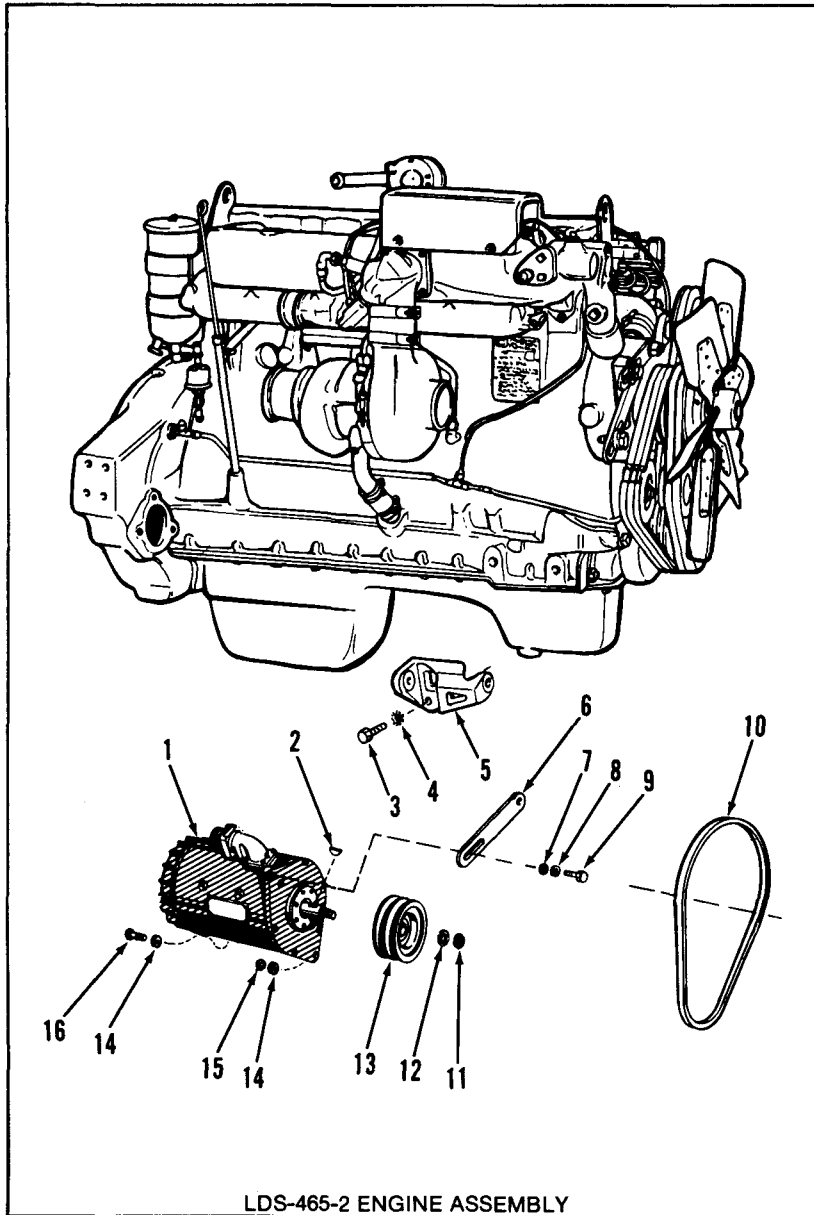
TAO 13833

TM 9-2815-210-34P



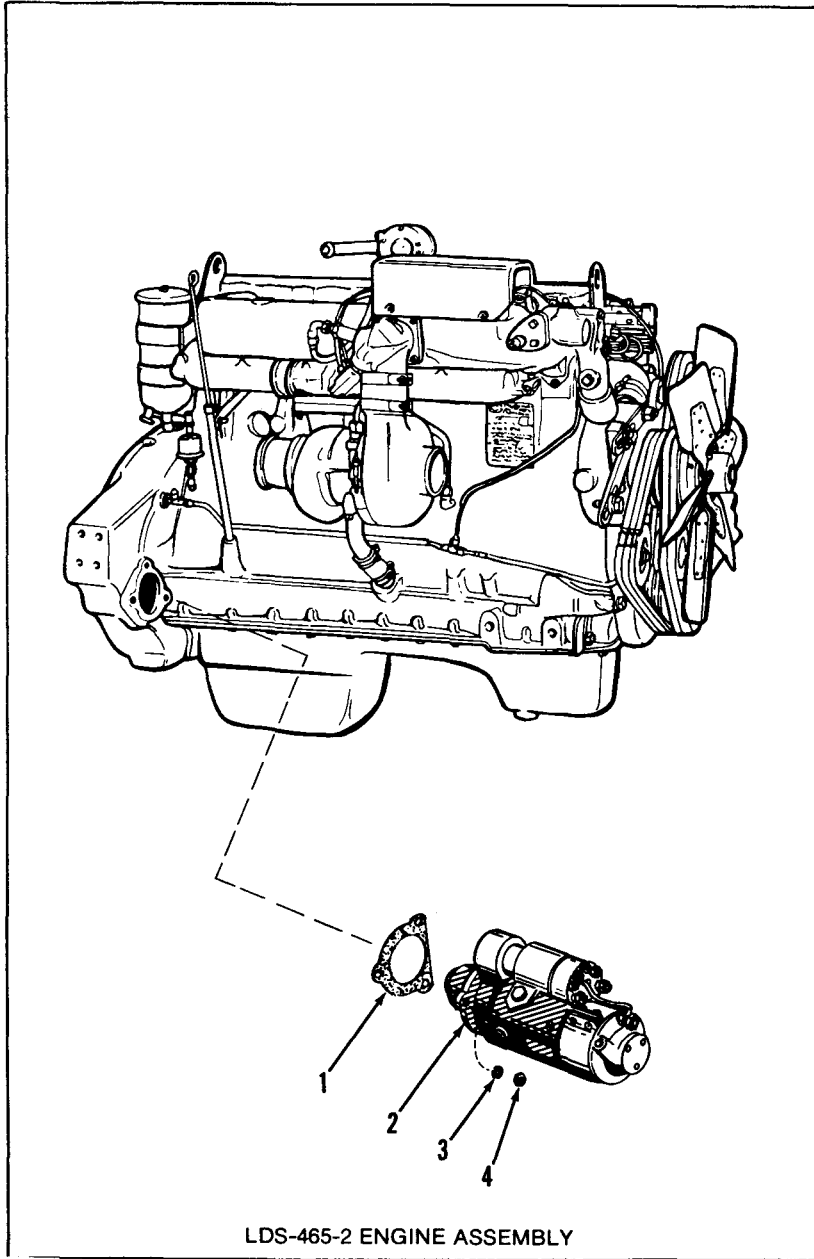
TAO 13834

Figure 49. Engine fan, fan drive and associated parts.

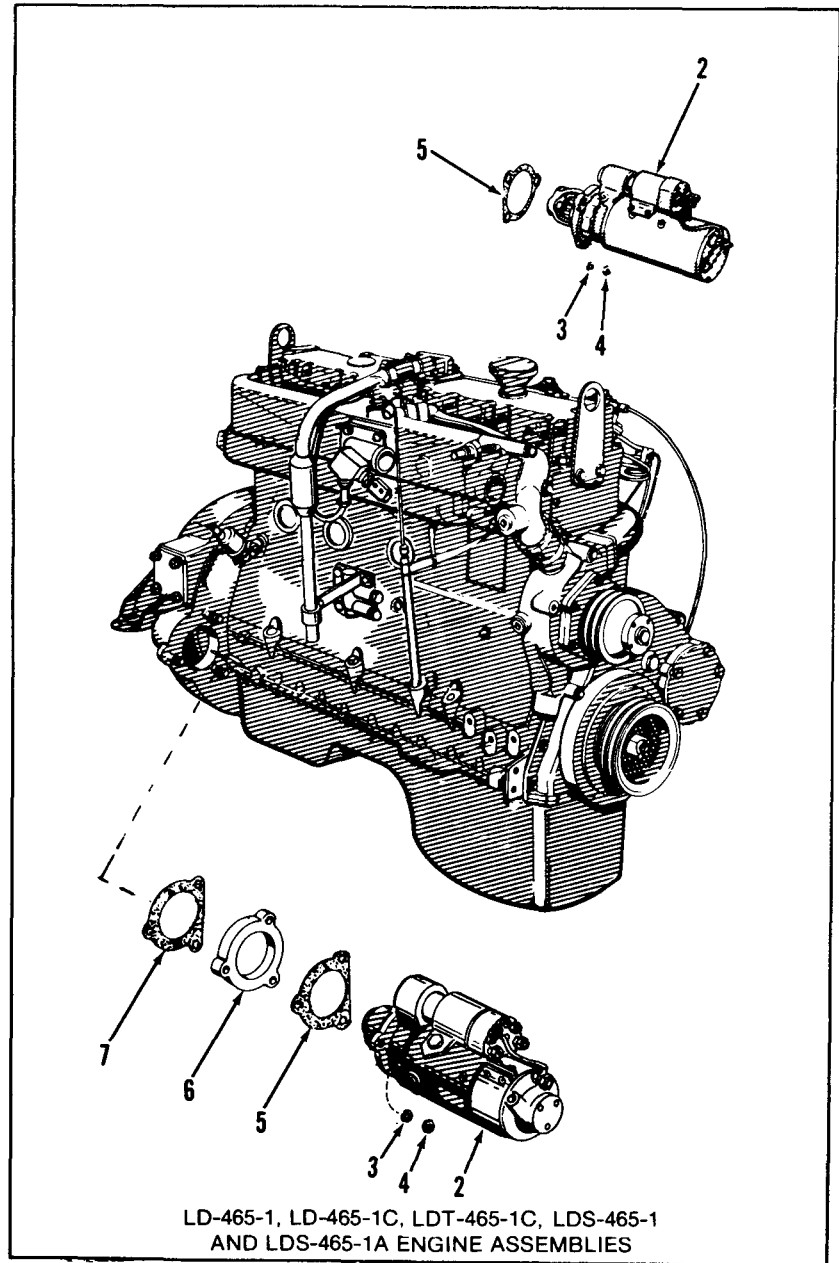


TAO 13835

Figure 50. Generator/ alternator and associated parts.



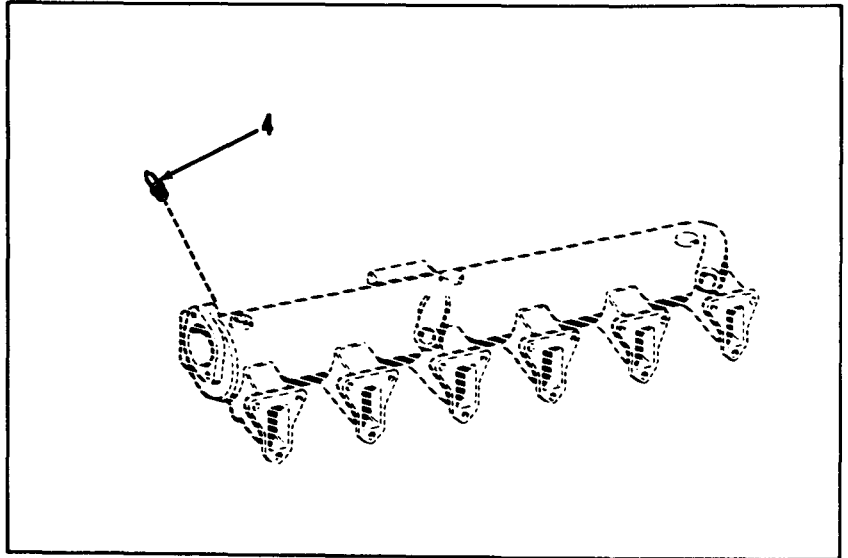
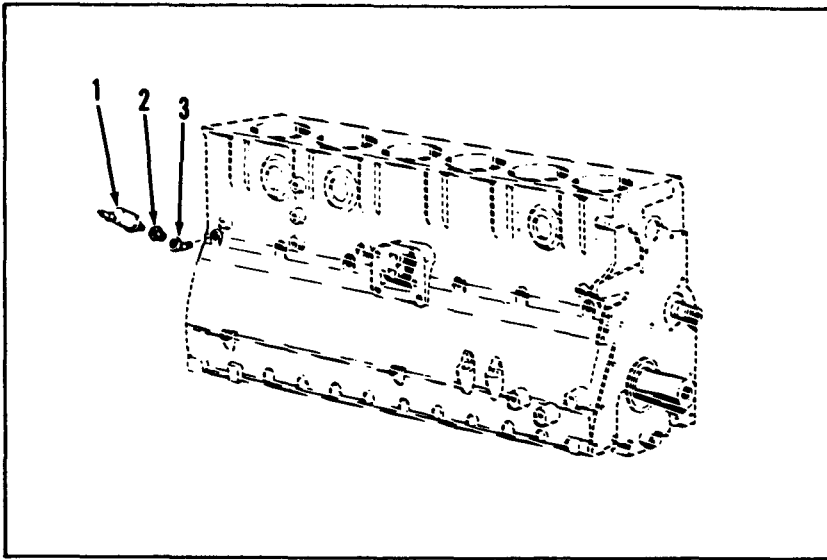
LDS-465-2 ENGINE ASSEMBLY



LD-465-1, LD-465-1C, LDT-465-1C, LDS-465-1 AND LDS-465-1A ENGINE ASSEMBLIES

TAO 13836

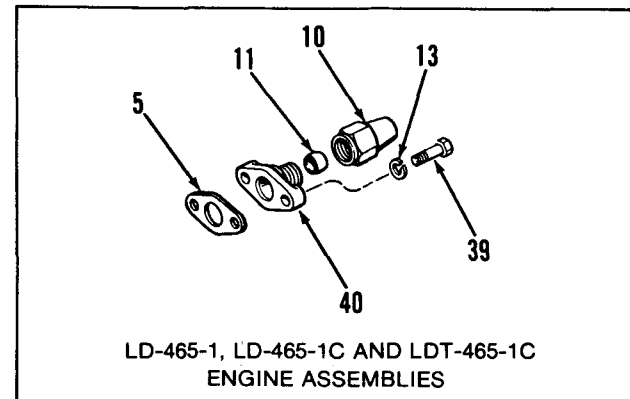
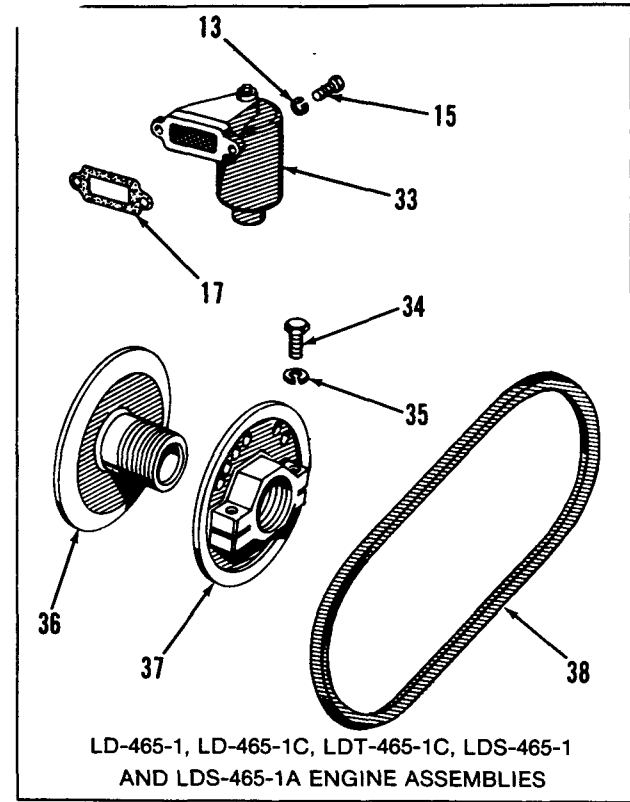
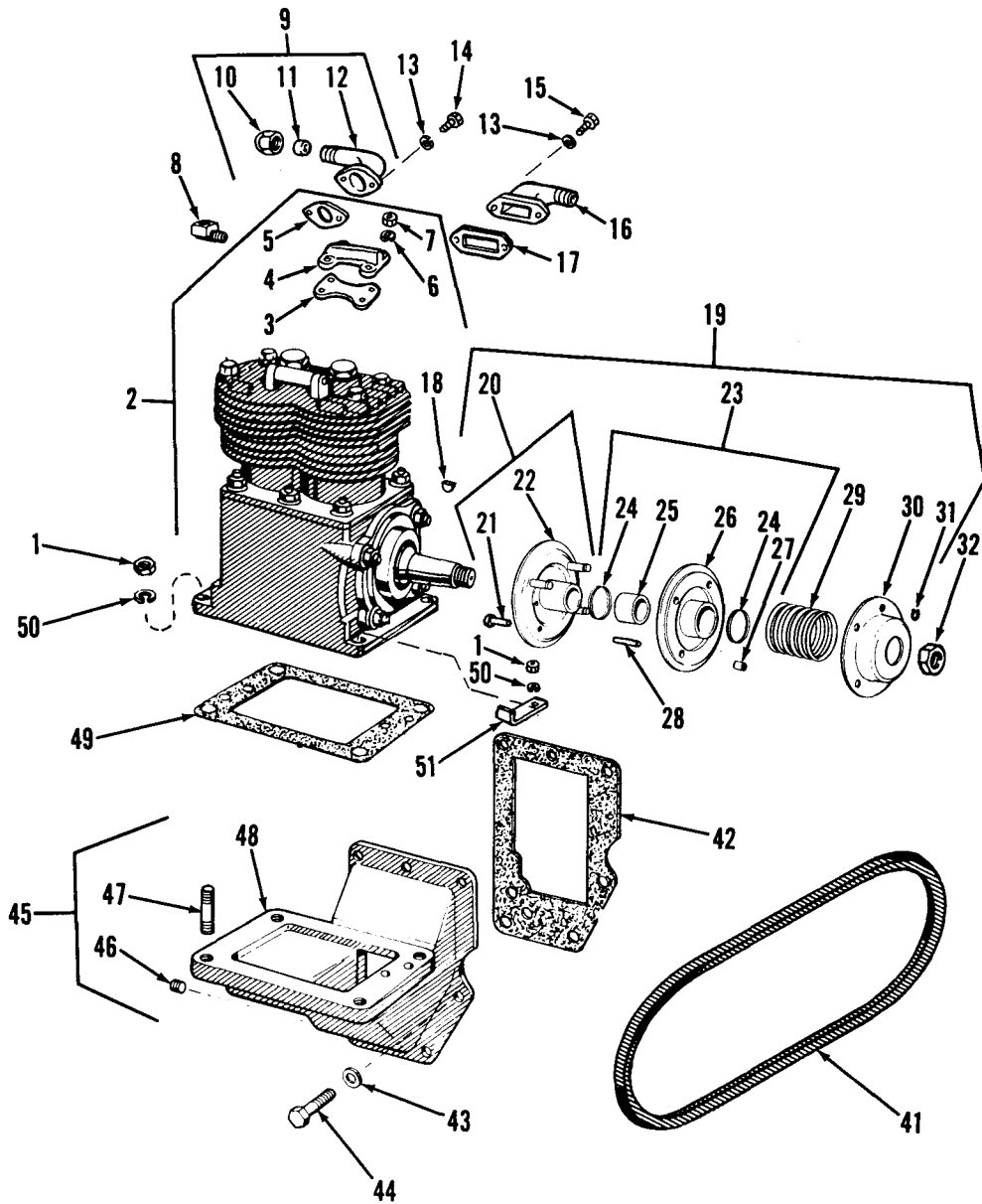
Figure 51. Starting motor and associated parts.



AT 22782

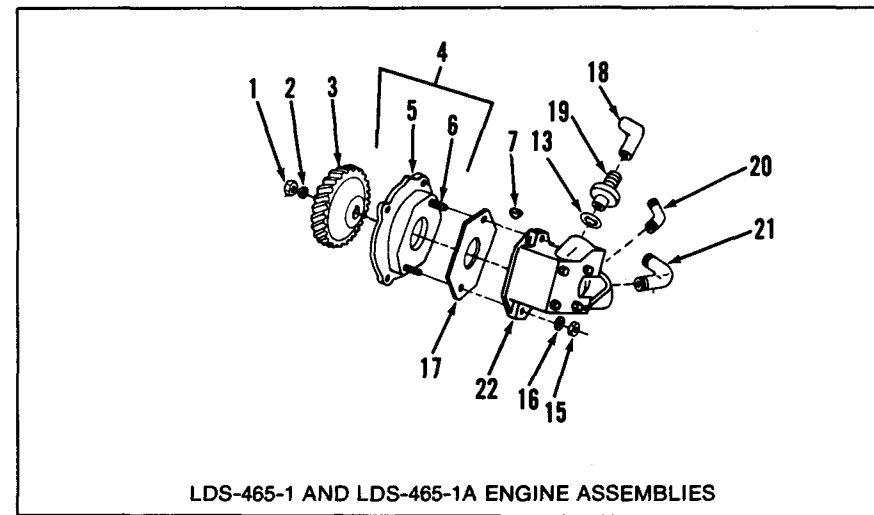
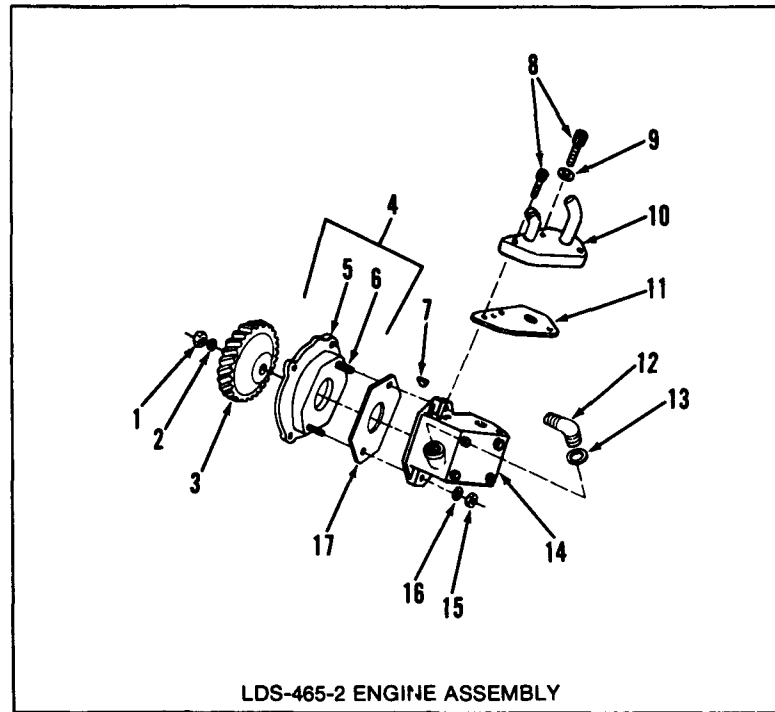
*Figure 52. Oil pressure and water temperature transmitters.*





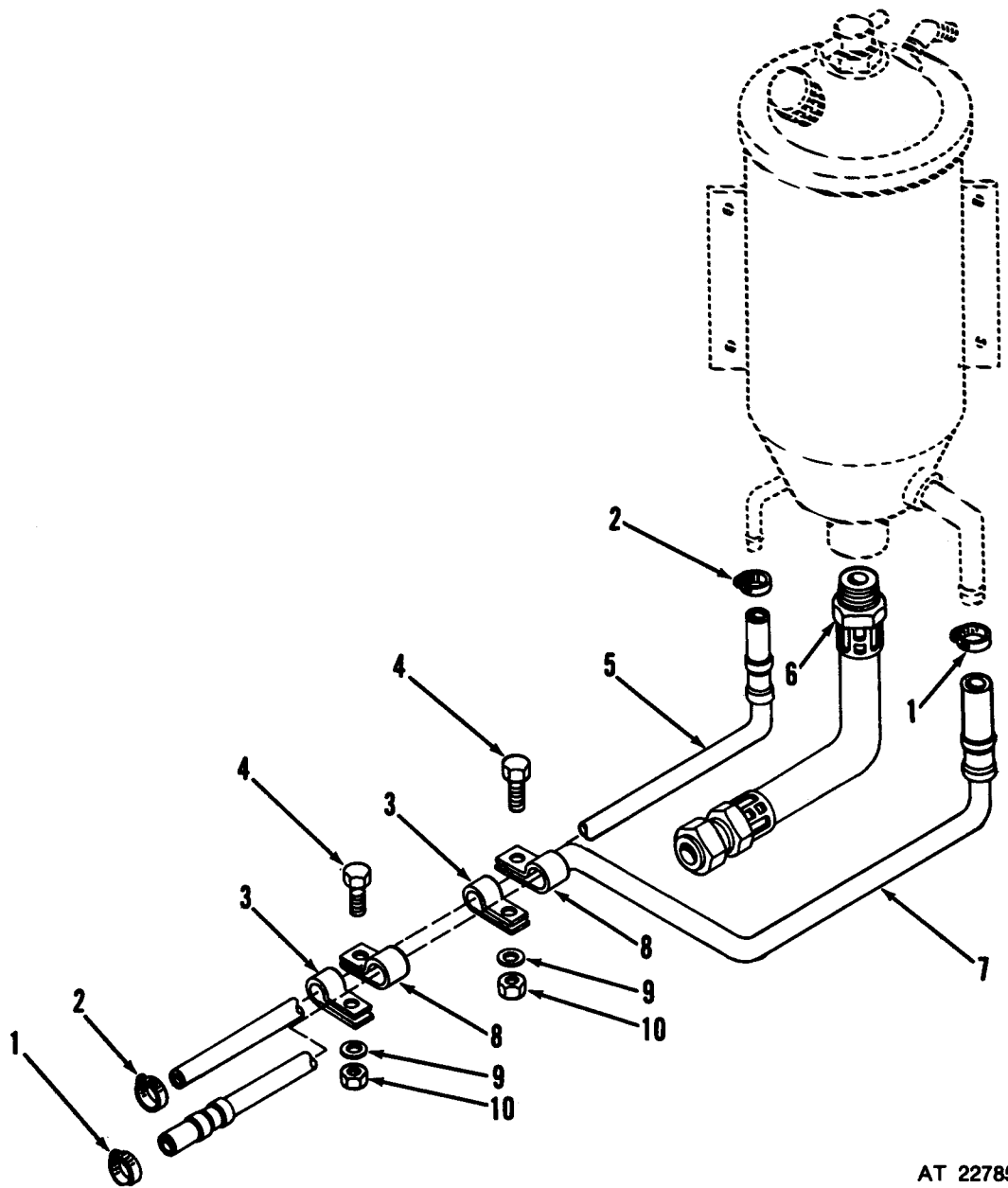
TAO 13837

Figure 53. Air compressor and associated parts.



TAO 13838

Figure 54. Model LDS-465-1, LDS-465-1A, and LDS-465-2 engine assemblies, hydraulic pump and associated parts.



AT 22785

Figure 55. Model LDS-465-2 engine assembly, hydraulic pump hoses and fittings.

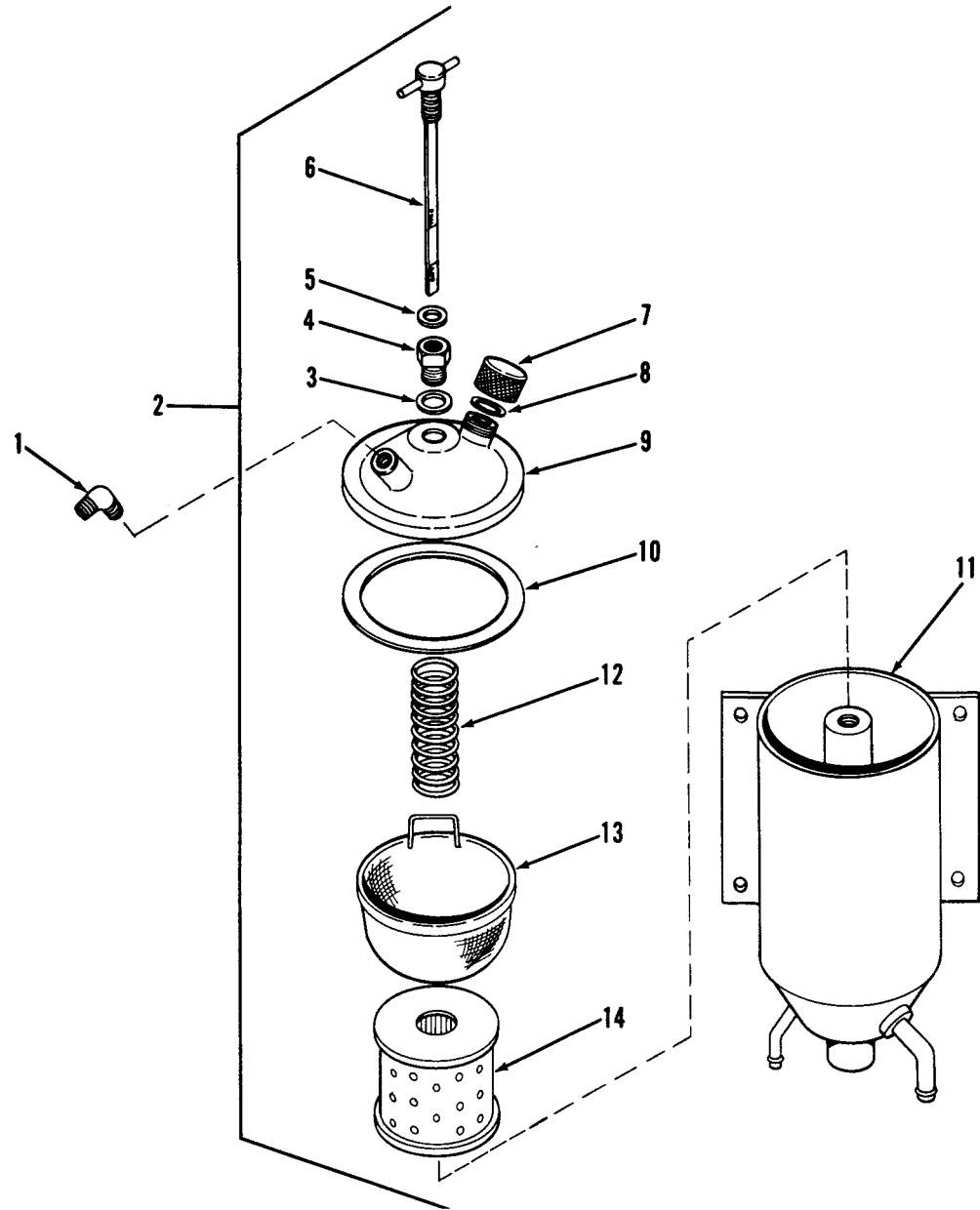



Figure 56. Model LDS-465-2 power steering reservoir.

AT 22786



TAO 13663

*Figure 57. Data plates and instruction holders.*

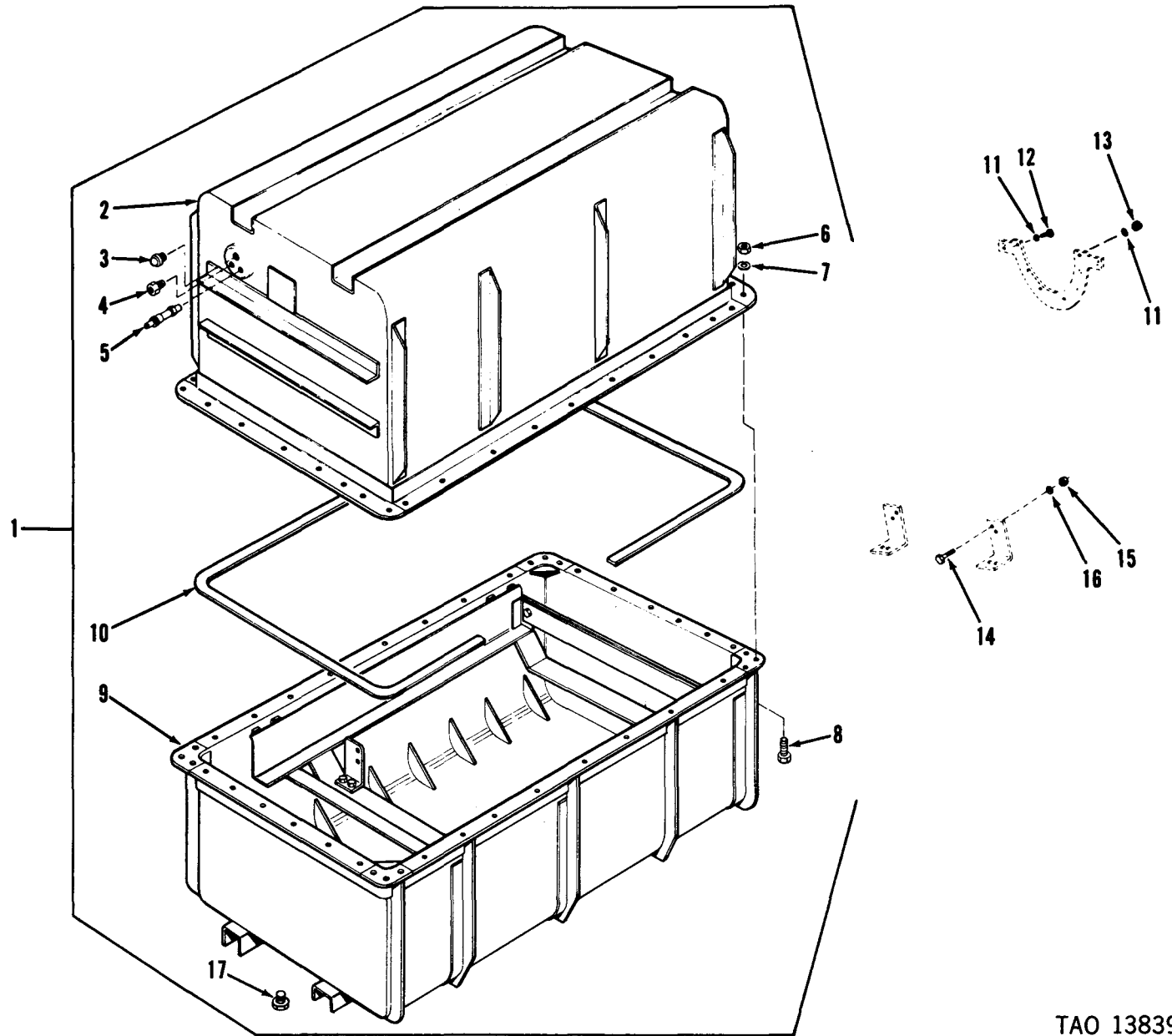
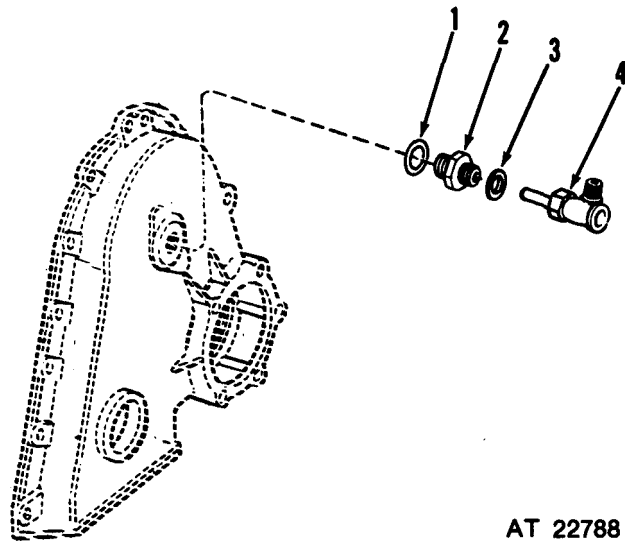


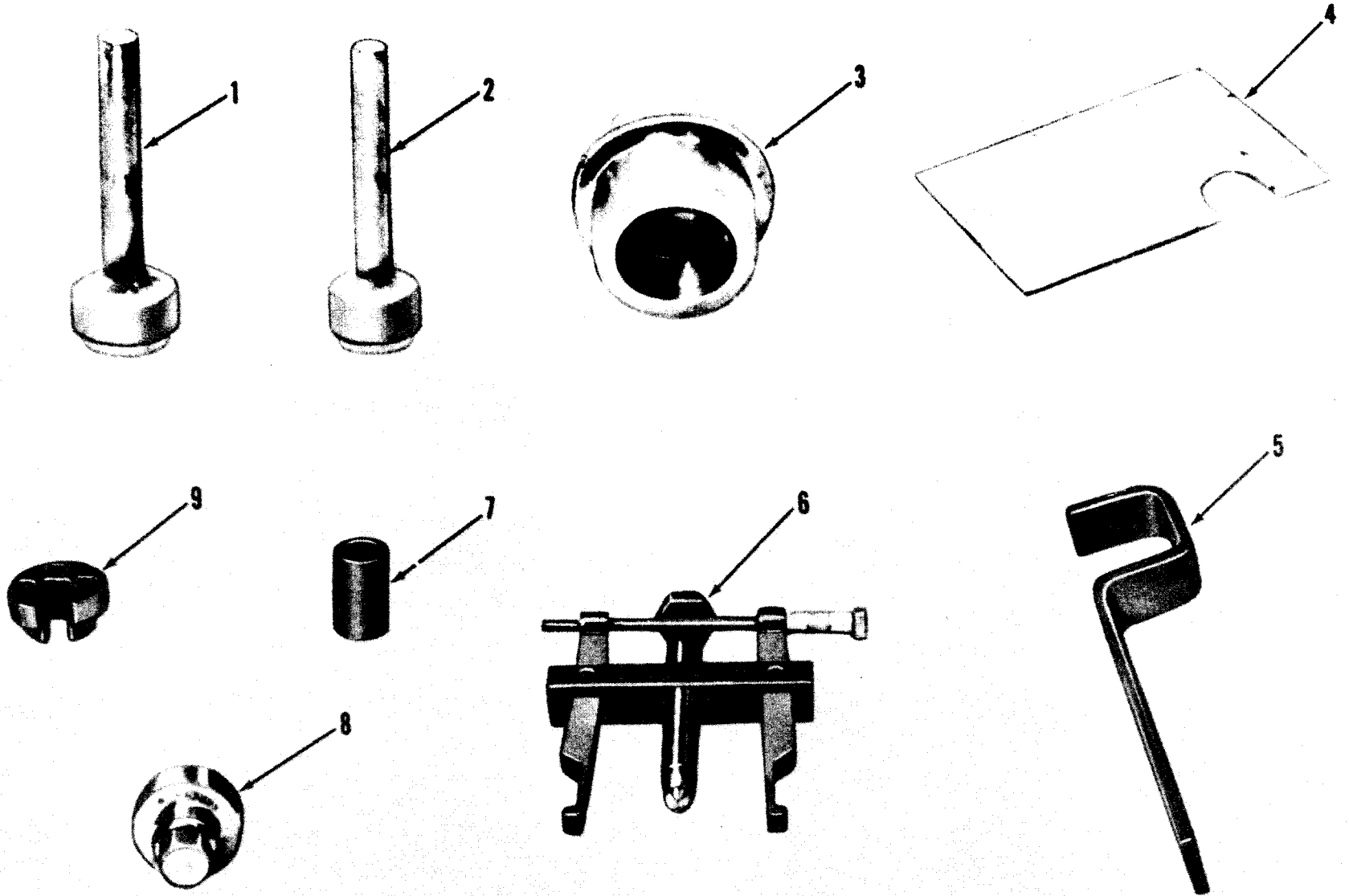
Figure 58. Shipping and storage container assembly.

TAO 13839



AT 22788

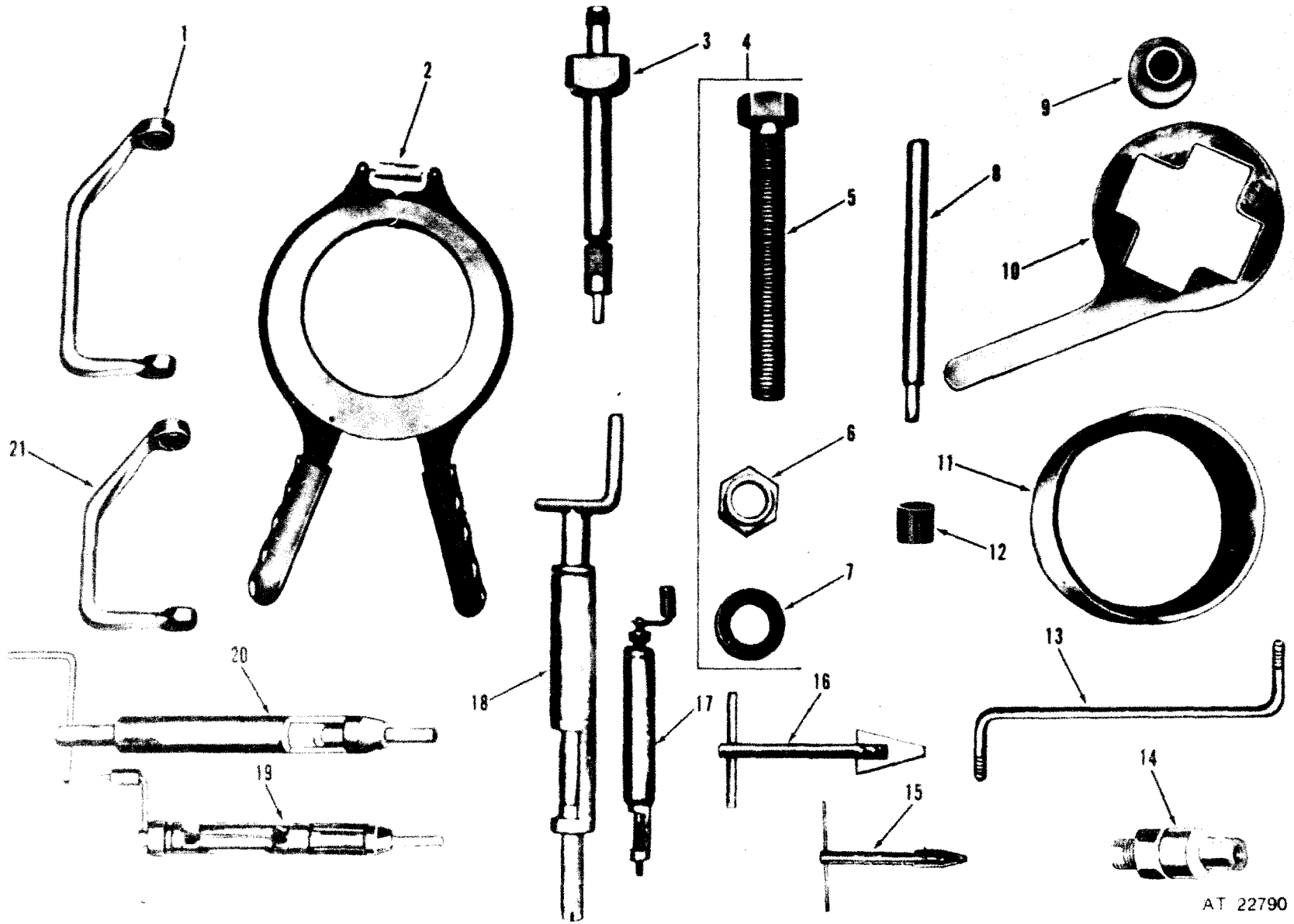
*Figure 59. Tachometer drive and takeoff adapters.*



AT 22789

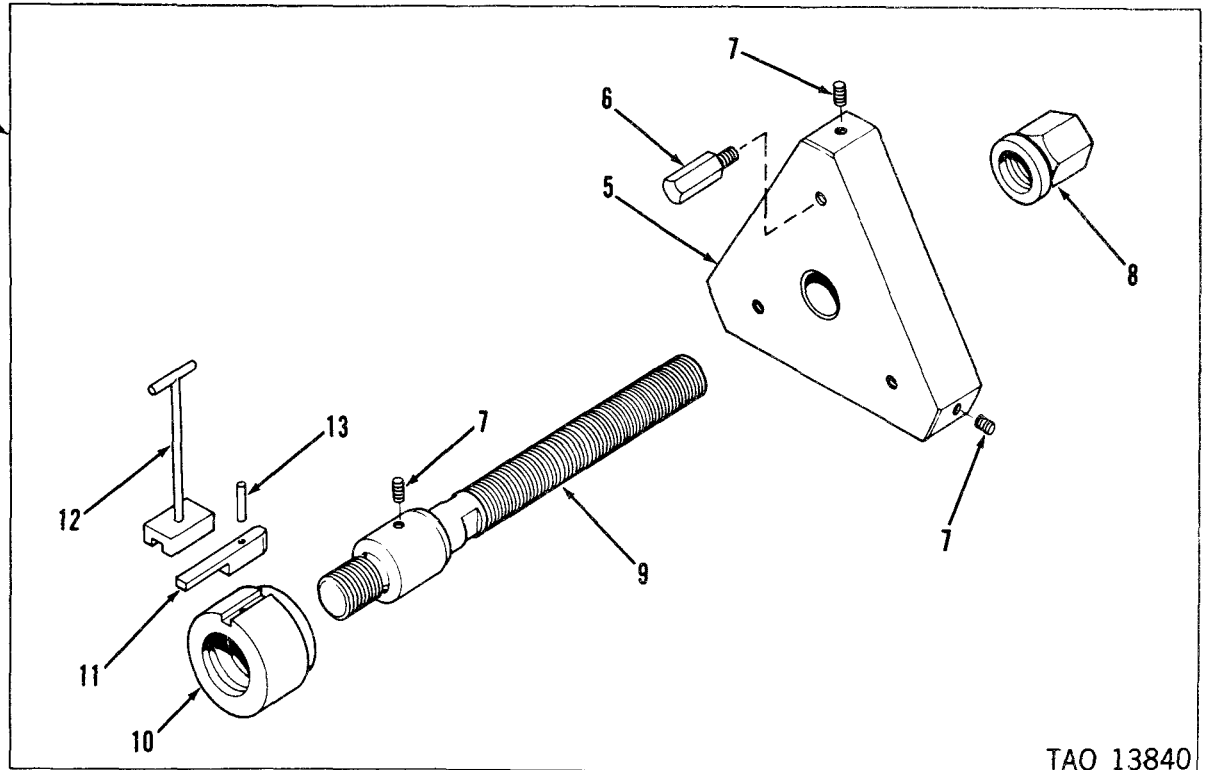
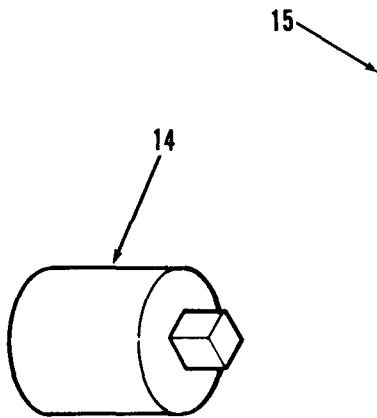
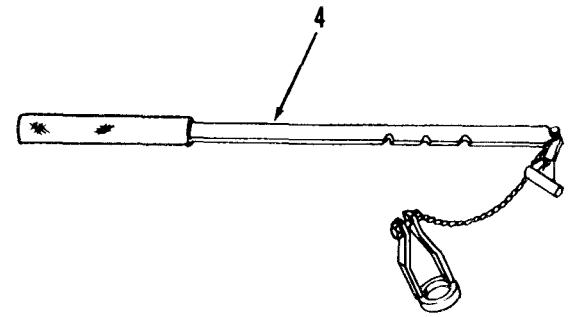
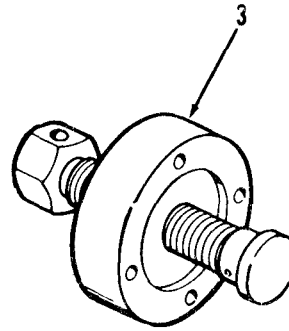
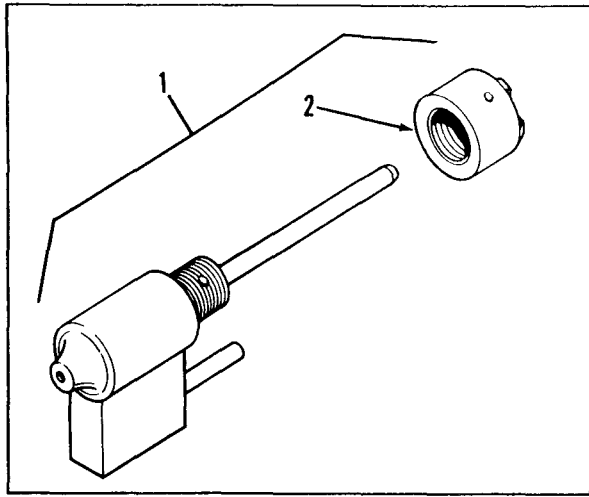
Figure 60. Special tools.





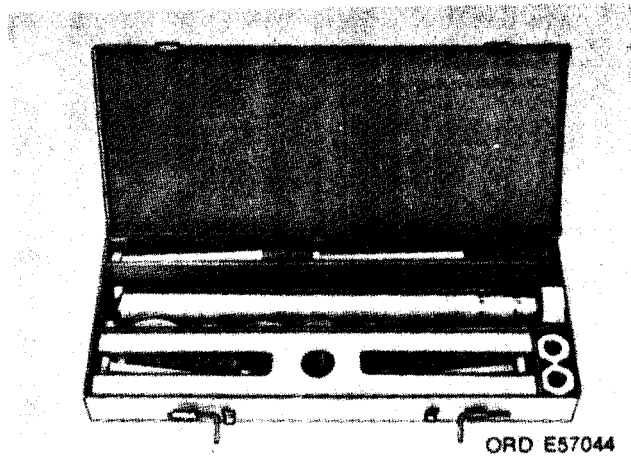
AT 22790

Figure 61. Special tools.

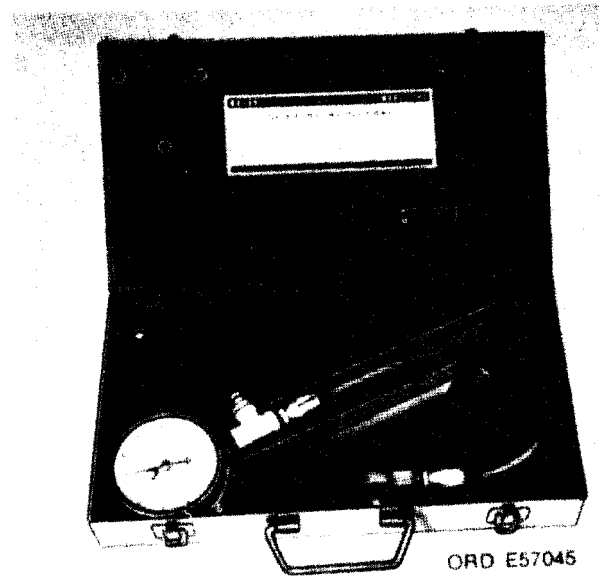


TAO 13840

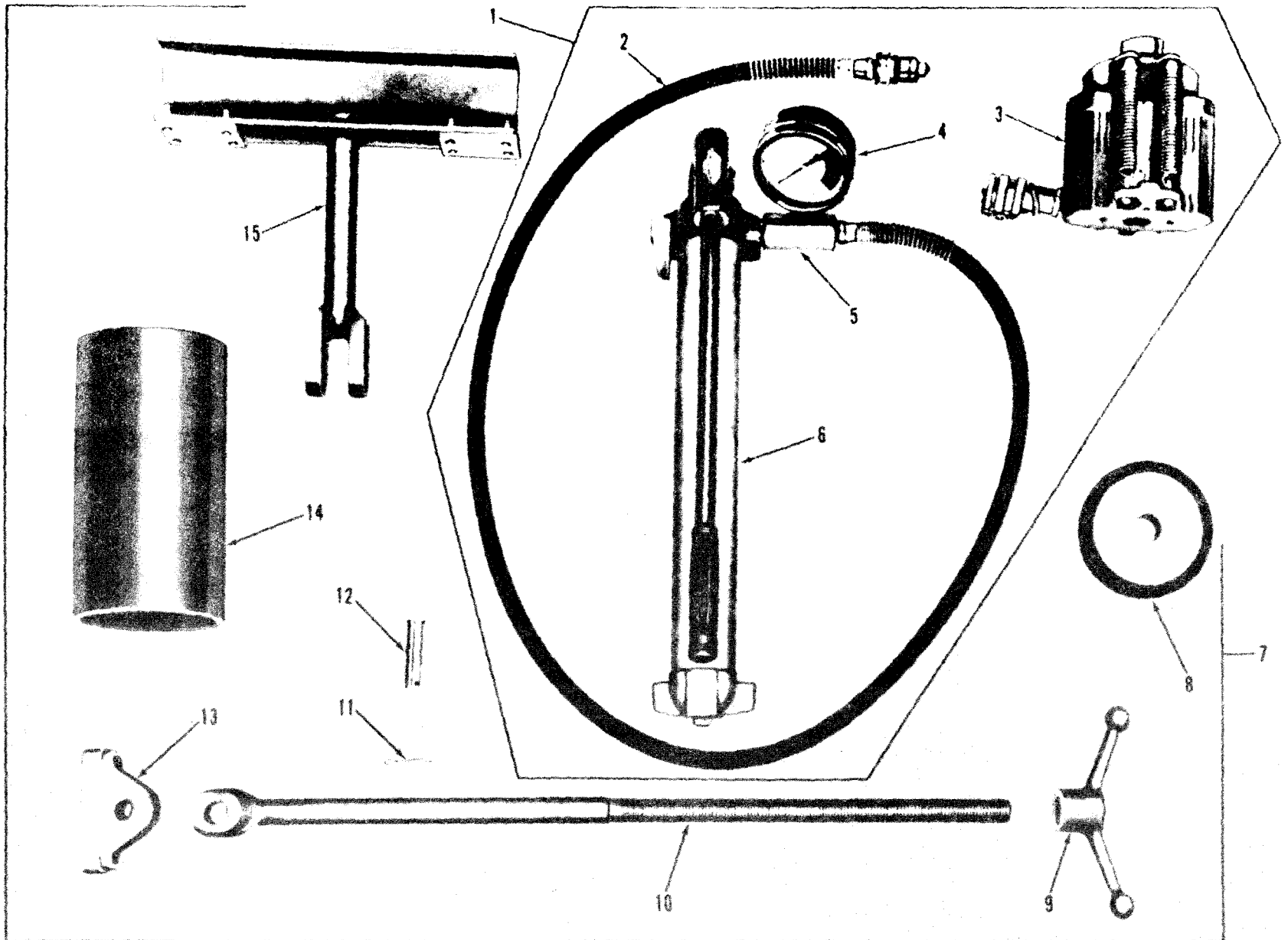
Figure 62. Special tools.



*Figure 63. Mechanical puller kit.*

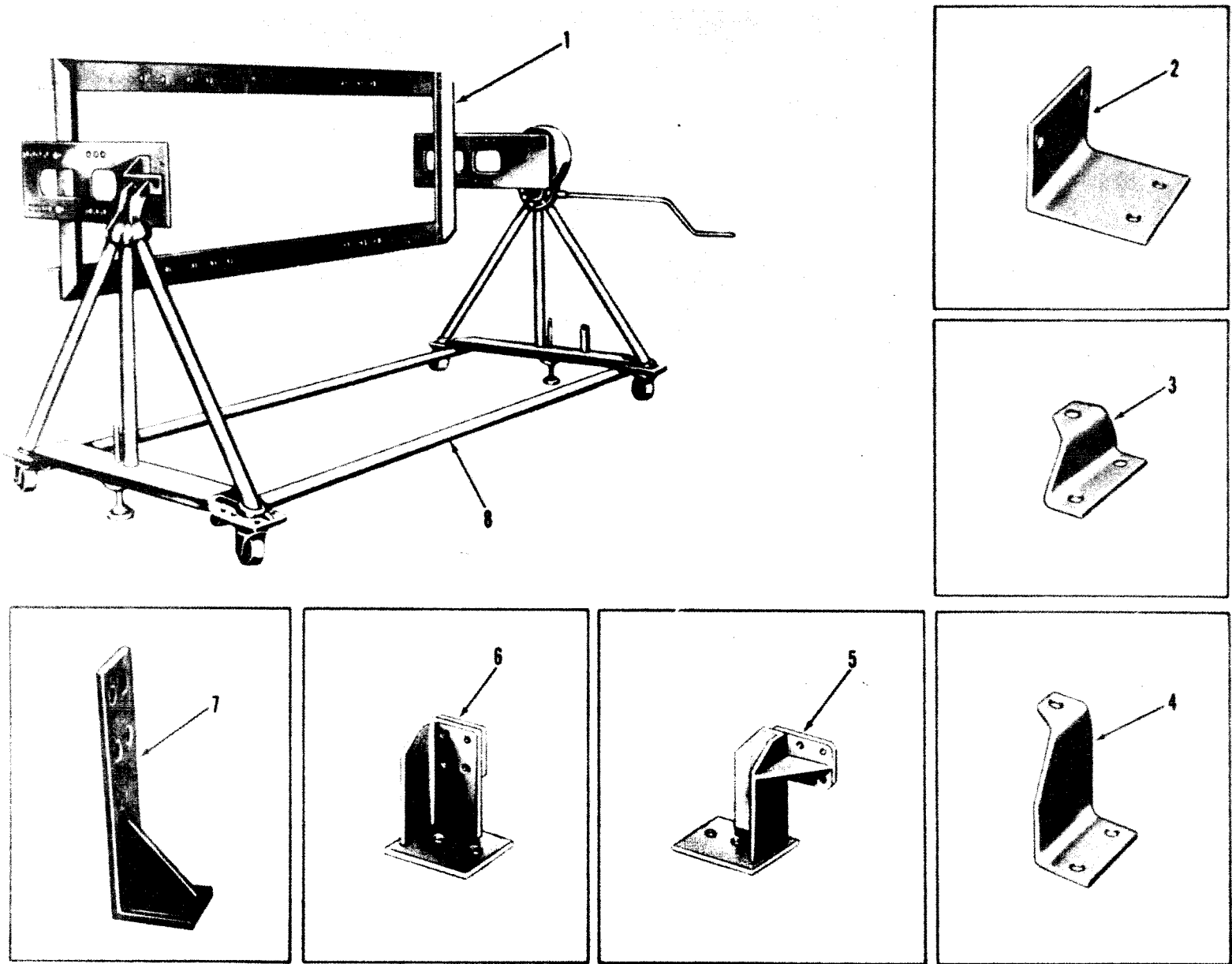


*Figure 64. Compression tester gage assembly.*



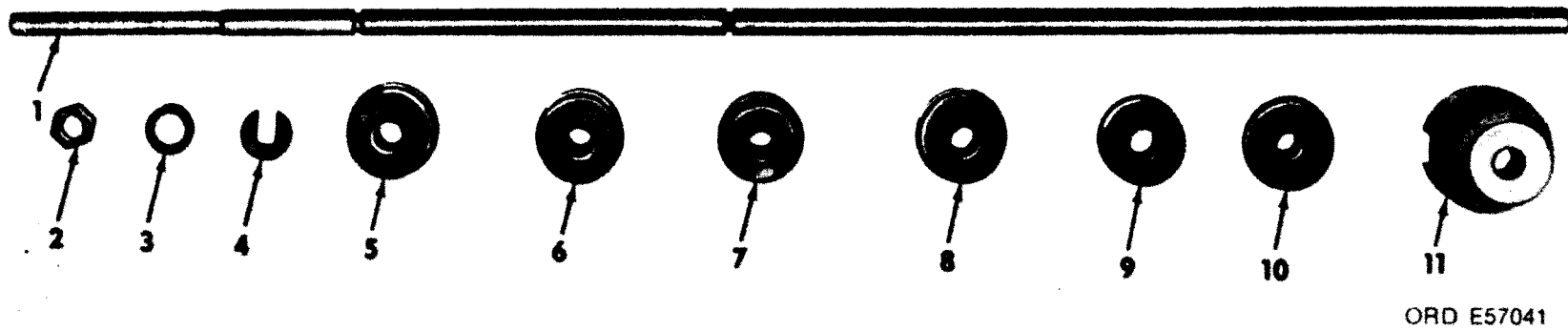
AT 22792

Figure 65. Special tools and equipment.



AT 22793

Figure 66. Engine overhaul stand and mounting brackets.



*Figure 67. Camshaft bushing type bearing remover and replacer kit.*

FEDERAL STOCK NUMBER AND REFERENCE NUMBER INDEX

FEDERAL STOCK NUMBER CROSS REFERENCE TO FIGURE NUMBER

FEDERAL STOCK NUMBER	FIGURE NO	ITEM NO	FEDERAL STOCK NUMBER	FIGURE NO	ITEM NO
1660-025-3493	43	3	2815-074-8914		
2520-097-3197	26	4	2815-074-8916	25	4
2520-097-4152	26	3	2815-074-8921	19	9
2520-116-8109	26	10	2815-074-8923	20	36
2520-126-3611	26	9	2815-074-8924	20	25
2520-808-7039	15	39	2815-074-8925	15	21
2520-808-7090	15	37	2815-074-8926	20	57
2520-808-7094	F15	38	2815-074-8927	19	17
2520-832-7335	26	9	2815-075-0087	11	
2520-863-3165	15	28	2815-075-1768	20	35
	15	28		20	35
	15	28		20	35
2530-064-6667	GROUP	1209	2815-078-9784	20	52
	53	49	2815-103-2642	GROUP	0100
	53	49	2815-103-5770	21	9
	53	49	2815-115-2585	19	9
2530-071-5328	53		2815-116-8310	13	1
2530-075-3330	54	17	2815-116-8332	18	28
	54	18	2815-116-8333	18	23
	54	18	2815-116-8335	18	27
2530-075-3331	54	3	2815-118-5270	16	
2530-198-2504	54	22	2815-134-0077	16	
2530-235-4757	53		2815-134-4830	GROUP	0100
2530-454-5088	56		2815-136-1199	12	12
2530-485-9554	54	5	2815-136-1200	12	10
2530-808-7017	55	7	2815-148-7984	16	
2530-808-7033	56	2	2815-156-9656	17	19
2530-809-8057	54	11	2815-156-9657	14	33
	54	12	2815-168-2740	23	8
2530-818-0508	53	17	2815-175-9636	16	9
	53	17		16	9
2530-818-0508	53	17		16	9
2530-828-5027	53	5		16	9
	53	5	2815-177-7909	24	23
	53	5	2815-177-8215	19	8
2530-860-0572	53	37	2815-177-9209	17	11
2530-860-0573	53	36	2815-177-9238	20	32
2530-860-0574	53	42	2815-177-9239	15	16
	53	42	2815-178-0938	25	18
	53	42	2815-178-1184	18	19
	53	42	2815-179-3382	15	24
2530-863-3155	53	2	2815-179-5530	24	33
2530-908-7303	53	40	2815-179-5531	24	13
2540-442-5899	59	4	2815-179-5563	21	9
2590-248-4627	11	4	2815-179-5645	46	3
2590-443-4842	30	16	2815-194-2454	23	1
2590-999-5332	14	31	2815-224-7963	15	2
2805-039-7236	14	39	2815-228-8023	36	23
2805-443-4837	13	12	2815-238-9201	16	
	13	12	2815-239-5819	11	
2805-741-5300	18	32	2815-239-5824	GROUP	0100
2805-888-3396	14	8	2815-247-6990	15	31
2815-006-9618	21	6	2815-254-6311	54	4
2815-018-1971	14	23	2815-254-6312	20	
2815-056-0193	15	1	2815-403-0934	17	32
	15	1	2815-404-3204	21	3
	15	1	2815-411-5791	17	19
2815-067-4890	20	49	2815-420-9062	12	3
2815-074-8912	GROUP	0100	2815-433-2295	GROUP	0100
2815-074-8913	GROUP	0100	2815-449-5068	20	

Federal Stock Number Cross-Reference to Figure Number and Item Number-Continued

FEDERAL STOCK NUMBER	FIGURE NO	ITEM NO	FEDERAL STOCK NUMBER	FIGURE NO	ITEM NO
2815-453-9301	20	56		25	3
2815-455-9497	53	51		25	3
2815-455-9502	24	25	2815-899-8336	18	30
2815-455-9503	24	23	2815-906-0164	25	12
2815-455-9504	24	2	2815-909-3781	14	30
2815-455-9505	24	4	2815-912-3015	36	2
2815-455-9506	45	1	2815-918-0595	14	9
2815-477-6245	12	1		14	9
2815-492-8127	18	25		14	9
2815-617-8625	16	1	2815-918-4202	14	27
2815-760-5867	16		2815-924-6116	15	35
2815-760-5868	14	27	2815-924-6118	23	19
2815-760-5870	14	32	2815-930-0980	13	15
2815-781-1954	20	21		13	15
2815-782-1308	18	29		13	15
2815-808-6934	15	13		13	15
2815-808-6978	17	5	2815-930-5436	18	33
2815-808-6985	19	17	2815-930-5966	14	10
2815-808-6986	22	1	2815-930-5967	18	26
2815-808-6989	14	1	2815-930-8761	18	26
2815-808-6991	18	36	2815-930-8763	57	1
2815-808-7312	20	49	2815-930-9229	23	13
2815-808-7351	14	28		23	13
2815-808-7366	17	27		23	13
2815-808-7369	15	43	2815-933-9519	18	6
	15	43	2815-936-5346	53	45
2815-808-7373	18	25	2815-937-7447	19	4
2815-808-8011	11		2815-937-7835	18	3
2815-809-8141	19	17	2815-955-5505	14	32
2815-809-8176	49	28	2815-967-3343	58	1
2815-809-8178	49	19		58	1
2815-848-8398	18	34		58	1
2815-848-8399	18	35		58	1
2815-849-1029	14			58	1
2815-849-9570	14		2815-995-1811	59	4
2815-851-4567	23	6	2910-017-9778	27	10
	24	19	2910-031-9083	43	7
2815-860-0560	17	15	2910-074-8929	28	20
	17	15	2910-074-8931	28	9
	17	15	2910-101-5600	27	8
2815-860-0561	14	43	2910-116-8241	27	10
2815-860-0562	14	11	2910-121-0560	39	7
	14	11	2910-133-8172	38	23
	14	11	2910-134-4541	37	7
2815-860-0565	25	8	2910-134-7835	37	
2815-860-0566	25	2	2910-177-8265	39	1
2815-860-0568	42	17	2910-178-1185	27	10
2815-860-2331	23	5	2910-178-1189	28	9
	24	18	2910-179-3546	12	1
2815-860-5420	14		2910-203-3322	43	5
2815-860-5421	16		2910-228-1309	29	12
2815-860-7339	15	29		30	12
2815-860-9144	20	45	2910-246-3997	27	
2815-861-1423	18	12	2910-310-6556	GROUP 0100	
2815-861-3831	17	8		GROUP 0100	
2815-870-9961	18	37	2910-363-4089	28	15
	18	37	2910-363-7832	28	14
2815-870-9962	18	22	2910-410-7650	29	11
2815-871-2827	14	33		30	11
2815-871-8472	21	9	2910-424-7431	39	2
2815-871-8473	20	25	2910-470-7360	28	20
2815-882-8822	18	31	2910-491-0131	28	16
2815-885-5723	18	9	2910-492-8147	37	1
	18	9	2910-492-8148	37	19
	18	9	2910-695-9961	22	16
	18	9	2910-759-5410	27	10
	18	9	2910-860-0571	27	14
2815-899-5219	21	6	2910-860-2336	28	20
2815-899-6726	25	3	2910-860-2338	44	11
	25	3	2910-860-2343	25	29



Federal Stock Number Cross-Reference to Figure Number and Item Number-Continued

FEDERAL STOCK NUMBER	FIGURE NO	ITEM NO	FEDERAL STOCK NUMBER	FIGURE NO	ITEM NO
2910-860-5418	30	6	2930-851-4653	46	9
2910-861-1408	28	9		46	9
2910-861-7070	30	7		46	9
2910-861-7071	30	19		46	9
2910-861-7072	30	20	2930-860-2334	24	34
2910-861-7073	30	21	2930-860-9140	24	30
2910-862-9064	12	7	2930-860-9141	24	29
	12	8	2930-899-7883	48	18
	12	8		48	18
2910-862-9065	17	25	2930-901-8663	47	13
	17	25		47	13
	17	25		47	13
	17	25		48	9
2910-871-5425	GROUP 0100			48	9
	GROUP 0100			48	9
	GROUP 0100			48	9
2910-884-1211	40	11	2930-903-0679	48	
	45	17	2930-907-0650	46	15
2910-908-6320	27	10	2940-055-7698	23	20
2910-928-2946	28		2940-067-7625	39	
2910-930-5960	37	9	2940-135-6529	23	15
	38	7	2940-194-2497	23	14
2910-930-5962	29	1	2940-678-3277	GROUP 0106	
	30	18	2940-884-4801	23	
2910-937-0469	39	6	2940-933-9568	23	8
2910-937-1162	28	2	2950-148-7985	35	12
2920-088-9372	51		2950-178-1245	35	12
2920-119-0859	50		2950-999-2275	35	12
2920-177-9158	51	6	2990-066-2550	36	13
2920-194-2689	50	6	2990-066-2551	GROUP 0100	
2920-226-6545	51	2	2990-074-8930	36	11
2920-247-0000	50	5	2990-089-2122	36	
2920-267-9987	51	2	2990-119-3915	40	17
2920-293-4380	50	22		41	9
2920-411-5747	40	18		45	9
	41	11	2990-119-3916	45	32
	45	3	2990-119-3917	45	29
2920-492-8140	50	5	2990-119-3918	44	7
2920-737-4750	50	22	2990-119-3919	45	25
2920-782-4151	50	13	2990-477-3649	22	
2920-782-4155	51	1	2990-856-2905	35	2
	51	1		35	2
2920-782-4156	50	1		35	2
2920-848-8405	50	27		36	7
2920-860-9153	51	5		36	7
	51	5		36	7
	51	5	2990-856-2906	35	13
2920-860-9154	51	7		35	13
	51	7		35	13
	51	7		35	13
	51	7		36	12
2920-903-9534	50	22		36	12
2920-909-2483	50	22		36	12
2920-961-1303	41	4	2990-860-2335	36	19
2920-999-6216	51	2	2990-860-2339	41	7
2930-088-9818	24		2990-907-0651	40	3
2930-113-0768	49	35	2990-907-0652	40	20
2930-133-8173	48	4	2990-907-0653	40	8
2930-134-4542	47		2990-907-0653	45	22
2930-178-1244	24	14	2990-925-3977	35	14
2930-411-8326	47		2990-925-3981	35	8
2930-453-5377	48	19	2990-927-9384	40	24
2930-760-3200	48	1		41	3
2930-782-4157	49	13		45	30
2930-782-4158	49	4	2990-974-7605	42	10
2930-851-0483	46	16	3020-078-9775	19	12
	46	16	3020-115-4411	53	19
	46	16	3020-264-5559	15	14
	46	16	3020-311-5332	14	44

Federal Stock Number Cross-Reference to Figure Number and Item Number-Continued

FEDERAL STOCK NUMBER	FIGURE NO	ITEM NO	FEDERAL STOCK NUMBER	FIGURE NO	ITEM NO
3020-313-8543	27	18	4720-278-1113	21	
3030-113-8077	53	41		35	
3030-134-7936	49			36	
3030-443-0618	50		4720-432-1334	35	11
3030-849-1033	53	38	4720-542-4688	55	
3030-863-7738	49		4720-822-1738	46	
3040-966-7393	27	13		47	
3110-144-8519	49	29	4720-924-6110	35	16
3110-144-8637	26	5		36	15
3110-156-4681	19	13	4720-999-5282	46	11
3110-186-5037	26	6	4730-018-9566	25	7
	26	6		25	13
3110-198-1502	26	11	4730-018-9566	49	14
	26	11	4730-044-4655	12	15
	26	11		15	17
	26	11		25	9
3110-554-3936	49	20	4730-044-4688	12	34
3110-887-5524	38	19		13	5
3120-057-4506	14	3		53	46
3120-110-4096	49	24	4730-044-4789	24	28
3120-490-4135	20		4730-054-2571	53	11
3120-760-5914	16	3	4730-054-2572	53	10
3120-849-1030	17		4730-078-4097	53	12
3120-849-1030	17		4730-078-4097	53	12
3120-850-0434	18	11	4730-078-9773	40	6
3120-860-5422	16			44	2
3120-860-5423	16			45	24
4310-986-0013	53	33	4730-080-7044	12	27
4320-109-4396	20	36	4730-087-5545	25	14
4320-808-7035	54	14	4730-088-8666	33	6
4710-087-5138	35	14	4730-122-4029	22	32
4710-087-5139	21	9	4730-124-5626	32	6
4710-087-5407	35	8	4730-152-1595	35	6
4710-133-8174	47	3	4730-172-0040	49	32
4710-177-8646	29	17	4730-172-0042	47	15
4710-177-8647	29	16		49	16
4710-177-8648	29	6	4730-177-8536	20	33
4710-177-8649	29	4	4730-202-9744	53	8
4710-177-8650	29	5	4730-203-0030	54	21
4710-177-8656	29	18	4730-203-2866	33	8
4710-277-5527	22	27		34	7
4710-405-9767	13	4	4730-216-5397	36	29
4710-726-5459	32		4730-221-2137	25	19
	32		4730-221-2138	12	17
	33			12	35
	34			19	24
4710-860-5417	30	5		24	8
4720-010-9801	40			25	20
	44			38	1
	45		4730-221-2139	25	21
4720-075-3328	35	11		46	6
	36	9	4730-221-2140	46	4
4720-078-7024	34	9		47	9
4720-078-9783	34	4		48	8
4720-081-4212	27	20		58	17
4720-104-2018	46		4730-221-2141	12	16
4720-135-4424	32		4730-223-9255	34	6
	32		4730-231-5602	52	3
	37		4730-231-5603	32	12
	38		4730-231-5632	56	1
	40		4730-262-9327	35	3
	40		4730-277-5553	33	7
	42		4730-277-5683	27	21
	42		4730-277-8418	21	7
	42			35	15
	43			36	14
	43		4730-277-8750	22	34
	45		4730-278-3380	15	19
	45			23	9
	45			24	6
4720-168-2240	55	6	4730-278-3676	34	5

Federal Stock Number Cross-Reference to Figure Number and Item Number-Continued

FEDERAL STOCK NUMBER	FIGURE NO	ITEM NO	FEDERAL STOCK NUMBER	FIGURE NO	ITEM NO
4730-278-5496	35	7	4910-795-0189	66	8
4730-278-8368	28	6	4910-795-0198	66	1
	40	14	4910-795-7953	61	13
	42	2	4910-861-2071	62	1
	43	11	4910-861-2072	62	2
	45	11	4910-870-2127	61	3
4730-278-9352	45	16	4910-870-6283	64	
4730-277-1887	35	17	4910-873-1925	66	6
	36	16	4910-873-1926	66	5
4730-288-9391	32	7	4910-873-1927	65	1
	33	5	5120-034-8443	62	15
4730-289-1242	40	13	5120-068-7234	61	2
	42	1	5120-068-7238	61	11
	43	13	5120-070-7809	61	10
	45	10	5120-133-9863	60	5
4730-289-5176	23	9	5120-134-7456	62	8
4730-289-5420	28	5	5120-134-7457	62	6
	28	5	5120-134-7458	62	7
4730-301-7470	52	2	5120-134-7459	60	9
4730-406-1464	12	29	5120-134-7460	60	8
4730-415-3172	40	9	5120-134-7461	60	7
	42	9	5120-134-7462	60	4
4730-430-3165	44	1	5120-134-7463	62	3
4730-448-5214	45	16	5120-134-7464	62	5
4730-453-9308	20	33	5120-134-7471	62	12
4730-484-0558	45	13	5120-134-7472	60	6
4730-518-9043	53	9	5120-134-7473	60	2
4730-541-7747	46	10	5120-134-7480	60	1
	47	1	5120-134-7481	60	3
4730-542-5599	12	19	5120-204-0881	61	18
	52	3	5120-244-1722	61	20
4730-570-2934	40	15	5120-247-0072	65	9
	44	4	5120-251-1527	61	16
	45	6	5120-338-6721	63	
4730-670-6034	22	28	5120-723-6833	61	15
4730-710-9486	40	10	5120-797-2402	61	19
4730-803-8348	54	12	5120-804-6055	61	17
4730-803-8368	35	10	5120-870-6914	61	9
	36	8	5120-870-6919	67	
4730-826-4264	40	7	5120-870-6920	61	4
	44	3	5120-870-6921	61	12
	44	5	5120-871-3513	61	8
	45	7	5120-930-6346	61	21
4730-826-6465	47	16	5120-933-6057	62	4
	49	17	5120-937-7834	61	1
4730-835-9072	34	10	5180-071-0736	65	7
4730-882-8621	28	8	5305-050-1076	50	3
	42	8	5305-050-1077	17	24
	43	10	5305-051-0827	58	8
4730-889-6886	28	7	5305-068-0501	20	24
4730-900-5573	32	10		20	24
	33	4		21	10
4730-908-3194	55	1	5305-068-0502	20	20
4730-908-3195	55	2		21	16
4730-912-9115	36	5	5305-069-5572	13	14
4730-912-9116	36	6	5305-069-5575	58	14
4730-921-3241	22	30	5305-071-2231	20	22
4730-925-8176	35	3	5305-071-2233	20	4
4730-930-0982	54	20	5305-071-2239	29	13
4730-939-7132	54	19		30	13
4730-944-7048	35	9	5305-071-2240	29	14
	36	1	5305-206-2507	42	12
4730-999-8582	54	18	5305-225-3838	22	20
4820-177-0015	38	3		37	23
4820-242-4064	58	5	5305-225-3839	22	2
4820-384-0253	37	21	5305-225-3840	20	51
	38	24	5305-225-8499	35	5
4820-620-8123	58	4		53	39
4820-849-1220	12	18	5305-225-9081	14	6

Federal Stock Number Cross-Reference to Figure Number and Item Number-Continued

FEDERAL STOCK NUMBER	FIGURE NO	ITEM NO	FEDERAL STOCK NUMBER	FIGURE NO	ITEM NO
5305-247-7065	27	2	5306-225-8506	40	4
	27	2	5306-225-8508	40	4
5305-267-8974	29	7	5306-225-9081	37	4
	30	22		37	4
5305-269-3206	43	2	5306-226-4385	28	3
5305-269-3208	33	11	5306-454-8625	14	38
5305-269-3209	14	41	5306-741-4584	45	2
	32	13	5306-752-0945	26	7
	36	26	5306-753-4322	20	30
	45	20	5306-850-3884	15	23
5305-269-3210	17	29	5306-850-3993	46	2
	24	22		47	5
	35	5	5306-850-3993	48	13
	36	3	5306-851-3505	14	20
	39	9	5306-937-2295	16	2
	50	17	5307-057-4507	12	24
	53	44	5307-067-4895	26	6
5305-269-3211	12	14	5307-071-2793	15	9
	17	10	5307-275-8548	48	6
5305-269-3211	19	21	5307-443-9865	12	4
	58	12	5307-477-3735	12	20
5305-269-3212	17	31	5307-488-1102	15	35
	35	5	5307-488-1103	15	35
5305-269-3213	17	23	5307-617-8627	15	33
	26	1	5307-791-9487	47	11
	44	10	5307-808-7977	24	7
5305-269-3214	53	34		24	27
5305-269-3215	37	10	5307-851-2923	25	25
5305-269-3216	23	10	5307-851-8971	53	47
5305-269-3223	12	13	5307-851-8974	24	26
5305-269-2337	27	15	5307-851-8976	48	16
5305-269-4511	17	28	5307-851-8980	15	33
5305-489-8450	19	5	5307-851-8981	15	32
5305-543-2419	14	29		17	22
	27	11		54	6
5305-543-2753	42	7	5307-852-4127	25	30
5305-543-2866	18	17	5307-880-1156	48	17
5305-576-5417	36	27	5307-903-7672	12	32
5305-724-5935	49	11	5307-903-7673	21	1
5305-725-4109	49	6		21	1
	50	9	5307-903-7674	12	8
5305-725-4114	50	16	5307-903-7675	12	23
5305-753-4322	49	2	5307-903-7676	12	31
5305-853-2228	20	31	5307-903-7677	12	33
5305-930-5247	25	7	5307-904-5671	24	5
5305-958-5246	36	24		25	23
5305-978-9379	54	8	5307-904-5675	18	24
5305-989-7434	30	4		47	10
5305-993-1848	40	27		48	7
5305-993-3440	43	14	5307-904-9601	12	11
5305-995-3444	44	8	5307-912-5635	25	1
5306-022-0494	19	10		53	47
5306-022-0722	20	46	5307-924-6109	24	26
5306-081-9812	18	2	5307-935-3695	15	32
5306-087-7529	24	16		24	27
5306-143-3299	50	33		54	6
5306-145-0729	15	36	5310-045-1083	53	32
5306-181-0941	15	40	5310-045-3296	42	5
5306-225-8496	20	55		43	9
	27	7	5310-045-5001	51	3
5306-225-8497	20	27	5310-061-1258	44	9
	45	27	5310-061-7325	29	3
	53	15		30	14
	55	4	5310-061-7326	30	1
5306-225-8498	22	12	5310-080-6004	17	30
5306-225-8500	49	38		24	17
5306-225-8503	49	38		29	19
	53	14		30	25
5306-225-8505	46	13		37	11

Federal Stock Number Cross-Reference to Figure Number and Item Number-Continued

FEDERAL STOCK NUMBER	FIGURE NO	ITEM NO	FEDERAL STOCK NUMBER	FIGURE NO	ITEM NO
	37	11		50	23
	39	10		54	15
	46	1		58	13
	53	43	5310-734-8837	25	11
5310-080-9785	50	4	5310-737-5429	21	4
5310-080-9786	42	11		22	18
	44	13	5310-753-9688	58	3
5310-081-4219	15	41		59	3
	18	1	5310-761-6882	20	26
	25	27		24	31
5310-088-1251	22	23		36	20
	29	8	5310-763-8905	49	9
	30	8	5310-763-8920	51	4
5310-113-8410	54	9		58	6
	54	10	5310-763-8921	67	2
5310-118-6254	50	14	5310-768-0318	17	18
5310-143-6481	19	7	5310-768-0319	53	7
5310-143-6488	50	18	5310-791-7324	49	8
5310-167-0680	27	16		50	7
5310-167-0721	48	11	5310-791-9525	35	18
	50	25		36	17
5310-167-0821	38	15	5310-791-9528	25	10
5310-167-1288	50	32	5310-791-9534	20	50
5310-177-8092	38	8	5310-809-4058	21	11
5310-177-9340	14	13		29	9
5310-184-8973	50	30		30	9
5310-193-7574	50	26	5310-809-5998	50	28
5310-209-0965	58	16	5310-809-8533	67	3
5310-245-3424	21	5	5310-809-8541	61	7
	22	17	5310-813-1203	20	47
5310-253-1205	50	29	5310-814-0673	18	8
5310-275-9409	14	19	5310-820-6653	49	7
5310-285-7037	19	6		50	8
5310-400-2515	49	27		58	7
5310-407-9566	45	26	5310-823-8803	49	12
	49	3	5310-834-7606	17	17
	55	9	5310-834-8732	15	11
5310-410-2924	49	26	5310-842-1490	50	39
5310-491-0319	13	9	5310-850-3998	14	37
	27	17	5310-850-3999	13	10
5310-530-8191	15	12	5310-861-1406	28	19
5310-550-1130	53	6		28	19
5310-582-5965	22	3		28	19
	37	22		28	19
5310-584-5272	50	37		28	19
5310-584-7799	50	12	5310-877-5797	40	30
5310-595-7237	11	3	5310-879-6493	15	10
5310-614-3505	50	28	5310-880-7744	24	11
5310-637-9541	26	2		25	15
	26	8		37	2
	34	3		37	2
	58	11		41	5
5310-641-8366	28	12		47	17
5310-655-9370	13	13		48	2
	53	50		48	21
5310-682-5930	20	5		55	10
	20	5	5310-880-7746	25	28
	21	13	5310-880-8189	53	1
	24	32		58	15
	36	21	5310-899-5941	19	15
5310-723-4458	21	14	5310-902-9369	50	29
5310-732-0558	12	5	5310-930-0577	54	1
	15	26	5310-930-0578	54	2
	17	16	5310-930-7979	17	12
	17	16	5310-934-9751	42	4
	27	23		43	8
	29	21		44	12
5310-732-0558	30	23	5310-939-0783	50	11
	33	10	5310-959-4675	12	6

Federal Stock Number Cross-Reference to Figure Number and Item Number-Continued

FEDERAL STOCK NUMBER	FIGURE NO	ITEM NO	FEDERAL STOCK NUMBER	FIGURE NO	ITEM NO
	14	40	5330-011-5449	58	1
	15	27		58	1
	17	9		59	1
	17	9	5330-056-0194	17	33
	18	18		17	33
	19	22		17	33
	23	11	5330-071-8728	23	21
	27	12		21	21
	29	20	5330-078-8997	20	28
	30	24		20	28
	32	14		20	28
	33	9	5330-078-8998	20	19
	35	4	5330-078-8998	20	19
	35	4		20	19
	36	4	5330-081-3416	14	25
	36	25		14	26
	45	19		14	26
	47	6	5330-167-8207	49	33
	48	12		49	33
	50	19		49	33
5310-959-4675	53	35	5330-167-8208	49	18
	54	16		49	18
5310-959-4679	14	7	5330-179-1269	56	8
	20	54		56	8
	22	13	5330-180-9706	14	31
	24	12	5330-199-5884	15	6
	25	16		15	6
	27	6		19	18
	28	4		19	18
	35	4	5330-248-3850	37	15
	37	3		37	15
	37	3	5330-265-1089	43	6
	41	6		43	6
	46	14	5330-298-0091	40	19
	47	18		41	12
	48	3		45	4
	48	20		45	4
	49	39	5330-362-9443	38	21
	53	13	5330-419-9467	GROUP 0100	
5310-975-2075	18	21		GROUP 0100	
5310-982-5065	22	5		GROUP 0100	
	22	5	5330-460-2572	35	
5310-999-0897	45	28	5330-463-0327	24	15
5315-010-3736	14	12		24	15
5315-011-2139	17	13		24	15
5315-012-4553	53	18	5330-464-4760	24	10
5315-043-1787	54	7		24	10
5315-143-6486	12	28		24	10
5315-241-7330	20	48	5330-464-4761	24	9
5315-252-5987	23	22		24	9
	23	22		24	9
5315-298-1481	65	11	5330-477-3779	24	
5315-406-1544	14	35	5330-483-8896	GROUP 0100	
5315-406-3419	17	14	5330-495-5335	35	13
5315-412-2002	12	25		35	13
5315-498-7029	12	22	5330-498-2426	53	3
	14	36		53	3
5315-616-5523	50	2		53	3
5315-616-5526	50	20	5330-582-1560	27	19
5315-730-4456	20	12		27	19
5315-816-1794	GROUP 0106			27	19
5315-829-1326	38	17	5330-585-6663	38	14
5315-842-3651	50	38	5330-599-2934	38	5
5315-844-3965	53	28	5330-737-6332	19	2
5315-846-1791	16	5		19	2
5315-935-9071	57	2		19	2
5315-939-0832	50	31	5330-808-0794	54	13
5315-985-3424	65	12		54	14
5330-001-2038	35	2		54	14
	35	2	5330-809-3071	14	26

Federal Stock Number Cross-Reference to Figure Number and Item Number-Continued

FEDERAL STOCK NUMBER	FIGURE NO	ITEM NO	FEDERAL STOCK NUMBER	FIGURE NO	ITEM NO
	14	27	5340-181-1620	29	15
5330-829-2607	24	35		30	26
5330-829-2607	24	36	5340-182-4713	22	21
	24	36	5340-182-4714	56	7
5330-829-2608	GROUP 0100		5340-182-9737	49	10
	20	34	5340-226-6547	66	4
5330-834-2912	23	3	5340-228-1305	29	10
	23	3		30	10
	23	43	5340-228-8025	65	10
	24	20	5340-267-9988	66	3
	24	20	5340-282-7505	32	8
	24	20		33	12
5330-848-9943	46	7		37	24
5330-861-3832	21	2	5340-282-7519	40	25
	29	19		45	15
5330-864-7183	20	34	5340-290-4518	15	18
	20	34		15	18
5330-866-0016	49	34	5340-290-4550	15	8
	49	34	5340-291-3487	15	5
	49	34	5340-344-2767	40	2
5330-885-3422	19	23	5340-401-1504	30	2
	19	23	5340-406-9058	21	15
	19	23	5340-450-5718	31	
5330-899-4481	36	18	5340-450-6720	17	26
	36	18	5340-454-5309	20	23
	36	18	5340-454-8629	21	17
	36	18	5340-456-2440	21	12
5330-899-4482	36	22	5340-486-1765	55	3
	36	22	5340-489-8348	40	1
	36	22	5340-490-4134	50	21
	36	22	5340-598-3442	27	3
5330-899-4483	25	17		27	3
	25	17	5340-598-5107	13	6
	25	17		25	22
5330-899-4483	25	17	5340-598-8062	30	3
5330-899-4484	41	1	5340-792-0814	13	7
5330-908-6340	25	26	5340-792-0843	40	23
	25	26		41	2
	25	26	5340-850-3997	19	11
	25	26	5340-851-3498	13	3
5330-930-5961	28	1	5340-851-3500	12	30
	28	1	5340-851-3506	24	3
5340-043-5264	66	2		24	24
5340-054-1416	49	23	5340-852-9793	18	10
5340-054-1417	17	34	5340-878-4178	13	11
5340-057-2888	40	29	5340-881-5303	32	2
5340-057-2890	40	28		40	21
5340-057-3033	42	6	5340-902-0426	27	9
5340-057-3037	22	35	5340-909-2503	36	28
	42	18	5340-990-7157	15	4
5340-057-3038	42	16	5360-252-8242	38	20
	43	2	5360-496-8471	23	4
5340-057-3052	55	8	5365-165-7551	15	7
5340-057-3053	34	1		19	19
5340-078-9781	42	15	5365-178-1404	38	6
5340-088-6655	22	22	5365-196-6710	19	18
5340-151-5985	15	42		19	18
5340-177-4221	20	53	5365-196-6710	19	18
5340-178-1348	24	24	5365-261-3918	19	16
5340-178-1362	27	5	5365-282-0721	49	22
5340-178-1409	38	4	5365-288-8483	19	19
5340-178-6060	30	15	5365-407-5119	38	22
5340-178-6061	29	2	5365-431-6652	27	22
	30	17		27	22
5340-178-6066	45	18	5365-443-5262	49	37
5340-178-6078	45	31	5365-472-1926	23	7
5340-178-6079	45	23		24	21
5340-178-6085	32	15	5365-496-8424	23	2
5340-178-7988	66	7	5365-543-4110	19	14
5340-179-3601	18	5	5365-805-6002	49	21

Federal Stock Number Cross-Reference to Figure Number and Item Number-Continued

FEDERAL STOCK NUMBER	FIGURE NO	ITEM NO	FEDERAL STOCK NUMBER	FIGURE NO	ITEM NO
5365-805-6005	53	31	6685-814-5271	52	4
	53	31	6685-906-0156	58	3
5365-813-0614	16	14	8115-027-6439	58	1
	16	14		58	1
	16	14		58	1
	16	14		58	1
5365-850-3994	19	16		58	1
5940-833-0342	23	12		58	1
5975-335-2588	22	26	9525-990-7799	20	
6150-112-0236	50	24		49	
6620-084-7621	59	2	9905-074-4245	57	1
6620-179-2203	46	8	9905-197-1749	57	1
6620-814-4770	52	1	9905-253-1366	57	1
6620-850-7062	46	8	9905-455-6034	57	1
6680-179-5125	17	7	9905-498-3866	57	1
6680-887-1334	19	1	9905-841-4445	22	25
6685-441-8803	19	8			



REFERENCE NUMBER	MFG CODE	FIG NO	ITEM NO	REFERENCE NUMBER	MFG CODE	FIG NO.	ITEM NO.
AKF130S4821B	01843	28	10	MS16631-206	96906	49	22
AKF130S5677A	01843	28	23	MS16997-59	96906	54	8
AN102320	88044	50	33	MS17829-5C	96906	21	5
AN310-7	88044	50	32		96906	22	17
AN737TW74-91	88044	46	10	MS19061-15	96906	38	19
	88044	47	1	MS20066-103	96906	20	12
AN901-10C	88044	19	18	MS20392-10C73	96906	65	12
	88044	19	18	MS20822-6B	96906	34	5
	88044	19	18	MS20823-6B	96906	54	20
AN910-2	88044	34	6	MS20913-2S	96906	25	19
AN914-2	88044	52	3	MS20913-3S	96906	12	17
AN914-3	88044	32	12		96906	12	35
AN916-1	88044	45	16		96906	19	24
AN960-616	88044	38	15		96906	24	8
A26422	90005	43	5		96906	25	20
A6850	79470	37	21		96906	38	1
	79470	38	24	MS20913-4S	96906	25	21
CP7824	01843	28	11		96906	46	6
HH78380A	01843	28	17	MS20913-6S	96906	46	4
HH78398A	01843	28	30		96906	47	9
JV1136	76680	14	13		96906	48	8
MIL-H-13444	81349	55			96906	58	17
MIL-H-6000	81349	21		MS20913-8S	96906	12	16
	81349	35		MS20995NC40	96906	20	29
	81349	36		MS20995NC40	96906	49	
MIL-T-0021309A	81349	61	15	MS20995NC40-24	96906	49	1
MIL-T-21309	81349	61	19	MS20995NC40-6	96906	20	29
	81349	61	20	MS21044-B4	96906	22	5
MILC52078	81349	31	1		96906	22	5
	81349	31	2	MS21044N3	96906	40	30
	81349	31	3	MS21045-3	96906	30	1
MILC52078	81349	31	4	MS21045-4	96906	29	3
	81349	31	5		96906	30	14
	81349	31	6	MS21083N12	96906	50	11
	81349	31	7	MS21083N8	96906	50	29
	81349	31	8	MS21208C5-10	96906	15	8
	81349	31	9	MS21208C6-15	96906	15	18
	81349	31	10		96906	15	18
	81349	31	11	MS21208C6-20	96906	15	4
	81349	31	12	MS21333-1	96906	40	29
	81349	31	13	MS21333-101	96906	22	22
	81349	31	14	MS21333-111	96906	22	35
	81349	31	15		96906	42	18
	81349	31	16	MS21333-114	96906	55	8
	81349	31	17	MS21333-3	96906	40	28
	81349	31	18	MS21333-34	96906	40	25
	81349	31	19		96906	45	15
	81349	31	20	MS21333-45	96906	32	2
MILSTD417	81349	58			96906	40	21
MS122031	96906	19	6	MS21333-48	96906	55	3
MS124701	96906	15	5	MS21333-57	96906	32	8
MS15004-1	96906	49	32		96906	33	12
MS15004-3	96906	47	15		96906	37	24
	96906	49	16	MS21919G4	96906	30	3
MS15795-820	96906	50	28	MS24537-1	96906	52	4
MS15795-822	96906	50	12	MS24538-1	96906	52	1
MS16562-128	96906	16	5	MS24665-138	96906	23	22
MS16562-133	96906	20	40		96906	23	22
	96906	20	40	MS24665-285	96906	GROUP 0106	
MS16562-48	96906	53	28	MS24665-295	96906	50	38
MS16624-3050	96906	53	31	MS24665-304	96906	20	48
	96906	53	31	MS24665-357	96906	65	11
MS16624-78	96906	49	21	MS24665-71	96906	38	17
MS16625-3162	96906	16	14	MS27183-10	96906	21	11
	96906	16	14		96906	29	9
	96906	16	14		96906	30	9
	96906	16	14	MS27183-12	96906	15	41
MS16625-3185	96906	19	14		96906	18	1
MS16626-3100	96906	18	10		96906	25	27

Reference Number Cross-Reference to Manufacturer's Code  
Figure Number, and Item Number-Continued

REFERENCE NUMBER	MFG CODE	FIG NO	ITEM NO	REFERENCE NUMBER	MFG CODE	FIG NO	ITEM NO
MS27183-14	96906	17	30		96906	25	16
	96906	24	17		96906	27	6
	96906	29	19		96906	28	4
	96906	30	25		96906	35	4
	96906	37	11		96906	37	3
	96906	37	11		96906	37	3
	96906	39	10		96906	41	6
	96906	46	1		96906	46	14
	96906	53	43		96906	47	8
	96906	50	28		96906	48	3
MS27183-18	96906	49	12	MS35340-45	96906	48	20
MS27183-21	96906	67	3		96906	49	39
MS27183-27	96906	61	7		96906	53	13
MS28775-110	96906	38	14	MS35340-46	96906	12	6
MS28775-112	96906	38	5		96906	14	40
MS28775-235	96906	27	19		96906	15	27
	96906	27	19		96906	17	9
MS28775-235	96906	27	19		96906	17	9
MS28778-8	96906	54	13		96906	18	18
	96906	54	14		96906	19	22
	96906	54	14		96906	23	11
MS29512-3	96906	56	5		96906	27	12
	96906	56	5		96906	29	20
MS29513-116	96906	37	15		96906	30	24
	96906	37	15		96906	32	14
MS29513-125	96906	43	6		96906	33	9
	96906	43	6		96906	35	4
MS29561-332	96906	49	34		96906	35	4
	96906	49	34		96906	36	4
	96906	49	34		96906	36	25
MS3217-1075	96906	19	16		96906	45	19
MS35190-289	96906	36	24		96906	47	6
MS35207-263	96906	30	4		96906	48	12
MS35207-265	96906	40	27		96906	50	19
MS35207-266	96906	44	8		96906	53	35
MS35207-270	96906	43	14		96906	54	16
MS35215-56	96906	42	12	MS35340-47	96906	13	13
MS35266-61	96906	42	7		96906	53	50
MS35307-360	96906	36	27	MS35340-48	96906	17	17
MS35333-40	96906	53	6	MS35340-50	96906	51	3
MS35333-41	96906	48	11	MS35648-16	96906	49	23
	96906	50	25	MS35650-302	96906	42	4
MS35333-42	96906	11	3		96906	43	8
MS35338-43	96906	42	5		96906	44	12
	96906	43	9	MS35670-2	96906	47	16
MS35338-44	96906	22	3		96906	49	17
	96906	37	22	MS35690-404	96906	21	14
MS35338-45	96906	45	26	MS35691-21	96906	18	21
MS35338-45	96906	49	3	MS35691-33	96906	15	11
	96906	55	9	MS35692-37	96906	50	39
MS35338-46	96906	26	2	MS35692-824	96906	20	47
	96906	26	8	MS35756-11	96906	50	2
	96906	34	3	MS35756-17	96906	53	18
	96906	58	11	MS35756-34	96906	54	7
MS35338-47	96906	58	16	MS35756-8	96906	50	20
MS35338-48	96906	50	37	MS35769-18	96906	23	3
MS35338-49	96906	27	16		96906	23	3
MS35338-50	96906	49	7		96906	23	3
	96906	50	8		96906	24	20
	96906	58	7		96906	24	20
MS35340-44	96906	20	5		96906	24	20
	96906	20	5	MS35769-31	96906	15	6
	96906	21	13		96906	15	6
	96906	24	32		96906	19	18
	96906	36	21		96906	19	18
MS35340-45	96906	14	7	MS35782-5	96906	12	18
	96906	20	54	MS35842-10	96906	55	2
	96906	22	13	MS35842-11	96906	55	1
	96906	24	12	MS35844-7	96906	15	7

Reference Number Cross-Reference to Manufacturer's Code  
Figure Number, and Item Number-Continued

REFERENCE NUMBER	MFG CODE	FIG NO	ITEM NO	REFERENCE NUMBER	MFG CODE	FIG NO	ITEM NO
	96906	19	19	MS51968-5	96906	25	28
MS39020-2	96906	22	25	MS53005-1	96906	53	33
MS39068-17	96906	62	13	MS9068-116	96906	GROUP 0100	
MS39162-3	96906	56	1		96906	20	34
MS39179-1	96906	22	34	MS9068-212	96906	24	35
MS39188-1	96906	22	30	MS9068-215	96906	24	15
MS39191-1	96906	22	32		96906	24	15
MS39196-4	96906	53	10		96906	24	15
MS39197-4	96906	53	11	MS90725-11	96906	29	14
MS39200-6	96906	36	5	MS90725-118	96906	17	24
MS39202-8	96906	35	9	MS90725-12	96906	29	13
	96906	36	1		96906	30	13
MS39210-6	96906	35	7	MS90725-164	96906	58	8
MS39212-6	96906	35	6	MS90725-169	96906	49	11
MS45904-60	96906	42	11	MS90725-18	96906	20	4
	96906	44	13	MS90725-20	96906	20	22
MS45904-76	96906	44	9	MS90725-31	96906	20	55
MS45904-80	96906	50	4		96906	27	7
MS49005-10	96906	15	19	MS90725-32	96906	20	27
	96906	23	9		96906	45	27
	96906	24	6		96906	53	15
MS49005-8	96906	23	9		96906	55	4
MS51085-1	96906	43	3	MS90725-33	96906	22	12
MS51095-334	96906	20	30	MS90725-34	96906	35	5
	96906	49	2		96906	53	39
MS51095-335	96906	20	31	MS90725-35	96906	49	38
MS51322-1	96906	53	2	MS90725-36	96906	14	6
MS51922-1	96906	22	23		96906	37	4
	96906	29	8	MS90725-36	96906	37	4
	96906	30	8	MS90725-39	96906	49	38
MS51938-2	96906	27	3		96906	53	14
	96906	27	3	MS90725-4	96906	22	20
MS51938-6	96906	27	9		96906	37	23
MS51943-33	96906	18	8	MS90725-41	96906	46	13
MS51967-11	96906	53	1	MS90725-42	96906	40	4
	96906	58	15	MS90725-44	96906	40	4
MS51967-14	96906	17	18	MS90725-5	96906	20	24
MS51967-2	96906	20	26		96906	20	24
	96906	24	31		96906	21	10
	96906	36	20	MS90725-55	96906	34	2
MS51967-20	96906	51	4	MS90725-57	96906	33	11
	96906	58	6	MS90725-58	96906	14	41
MS51967-23	96906	67	2		96906	32	13
MS51967-5	96906	24	11		96906	36	26
	96906	25	15		96906	45	20
	96906	37	2	MS90725-59	96906	17	29
	96906	37	2		96906	24	22
	96906	41	5		96906	35	5
	96906	47	17		96906	36	3
	96906	48	2		96906	39	9
	96906	48	21		96906	50	17
	96906	55	10		96906	53	44
MS51967-8	96906	12	5	MS90725-6	96906	20	20
	96906	15	26		96906	21	16
	96906	17	16	MS90725-60	96906	12	14
	96906	17	16		96906	17	10
	96906	27	23		96906	19	21
	96906	29	21		96906	58	12
	96906	30	23	MS90725-61	96906	17	31
	96906	33	10	MS90725-61	96906	35	5
	96906	50	23	MS90725-62	96906	17	23
	96906	54	15		96906	26	1
	96906	58	13		96906	44	10
MS51968-2	96906	53	7	MS90725-63	96906	17	28
MS51968-20	96906	49	9	MS90725-64	96906	53	34

Reference Number Cross-Reference to Manufacturer's Code  
Figure Number, and Item Number-Continued

REFERENCE NUMBER	MFG CODE	FIG NO	ITEM NO	REFERENCE NUMBER	MFG CODE	FIG NO	ITEM NO
MS90725-65	96906	37	10		19207	14	15
MS90725-66	96906	23	10		19207	14	15
MS90725-7	96906	20	51	10889730	19207	19	23
MS90725-73	96906	12	13		19207	19	23
MS90725-8	96906	22	2		19207	19	23
MS90725-84	96906	13	14	10889732	19207	14	21
MS90725-88	96906	58	14	10889733	19207	14	18
MS90725-89	96906	50	3	10889734	19207	14	17
MS90726-163	96906	49	6	10889736	19207	17	15
	96906	50	9		19207	17	15
MS90726-166	96906	50	16		19207	17	15
MS90726-8	96906	29	7	10889737	19207	GROUP 0101	
	96906	30	22		19207	12	9
MS90727-61	96906	27	15		19207	12	10
MS90728-42	96906	28	3	10889738	19207	15	1
MS90728-61	96906	14	29		19207	15	1
	96906	27	11		19207	15	1
MS90728-68	96906	18	17	10889739	19207	12	12
MS9245-46	96906	50	31	10889740	19207	14	16
MS9320-13	96906	50	30	10889744-1	19207	12	10
MS9388-210	96906	20	34	10889746	19207	14	43
	96906	20	34	10889748	19207	14	37
NAS-1022A8	80205	20	47	10889749	19207	14	11
NT78103	08143	28	13		19207	14	11
NT78109	01843	28	24		19207	14	11
NT78110	01843	28	31	10889753	19207	16	6
NT7876	01843	28	18	10889757	19207	25	3
N13799E	06721	53	4		19207	25	3
SC7842	01843	28	14		19207	25	3
SK59911	81321	39	8		19207	25	3
VA77162	01843	28	21	10889758	19207	25	8
VB77147-1	01843	28	22	10889760	19207	25	2
VB77147-2	01843	28	22	10889762	19207	27	14
VB77164-2	08143	28	22	10889763	19207	29	15
WB02057412Z	01843	28	16		19207	30	26
WMR2041-2X	01843	28	12	10889764	19207	29	10
WSF2044A4X	01843	28	15		19207	30	10
WWP460 CLASS A	81348	27	21	10889765	19207	42	17
WWT775	81345	22	27	10889767	19207	28	2
X2231	02978	17	34	10889768	19207	36	18
ZZH428	81348	46			19207	36	18
	81348	46			19207	36	18
	81348	47			19207	36	18
103736	21450	14	12	10889769	19207	36	22
103813	21450	17	21		19207	36	22
105475	21450	21	7		19207	36	22
	21450	35	15		19207	36	22
	24617	36	14	10889770	19207	25	17
10861278	19207	32			19207	25	17
	19207	32			19207	25	17
	19207	33		10889770	19207	25	17
	19207	34		10889772	19207	41	1
10871162	19207	14	19	10889774	19207	13	10
10871194	19207	50	18	10889776	19207	12	3
10882963	19207	61	13	10889778	19207	36	23
10889722	19207	14	20	10889785	19207	44	7
10889723	19207	12	7	10889791	19207	25	29
	19207	12	8	10889793	19207	12	1
	19207	12	8	10889795	19207	30	5
	19207	12	8	10889795	19207	30	5
10889724	19207	17	25	10889796	19207	30	6
	19207	17	25	10889797	19207	30	7
	19207	17	25	10889798	19207	30	19
	19207	17	25	10889799	19207	30	20
10889725	19207	14	12	10889800	19207	30	21
	19207	14	14	10889801	19207	15	29
	19207	14	21	10889805	19207	20	1
	19207	14	47		19207	20	10
10889726	19207	14	13		19207	20	10

Reference Number Cross-Reference to Manufacturer's Code  
Figure Number, and Item Number-Continued

REFERENCE NUMBER	MFG CODE	FIG NO	ITEM NO	REFERENCE NUMBER	MFG CODE	FIG NO	ITEM NO
	19207	20	17	10889925	19207	17	7
10889806	19207	20	1	10889926	19207	51	5
	19207	20	17	10889926	19207	51	5
10889811	19207	16	8		19207	51	5
	19207	16	8	10889927	19207	51	7
10889812	19207	14	4		19207	51	7
	19207	14	4		19207	51	7
10889813	19207	14	45		19207	51	7
	19207	14	45	10889928	19207	51	6
10889814	19207	14	46	10889929	19207	50	27
	19207	14	46	10889930	19207	50	5
10889815	19207	20	15	10889931	19207	14	38
10889816	19207	20	11	10889932	19207	53	38
10889817	19207	20	13	10889933	19207	53	42
10889820	19207	14	44		19207	53	42
10889825	19207	21	2		19207	53	42
	19207	21	2		19207	53	42
	19207	21	2	10889937	19207	53	37
	19207	21	2	10889938	19207	53	36
	19207	21	2	10889940	19207	17	33
	19207	22	19		19207	17	33
	19207	22	19		19207	17	33
10889828	19207	18	34	10889941		17	32
10889829	19207	18	35	10889945	19207	14	5
10889833	19207	18	30		19207	14	5
10889837	19207	17	8	10889949	19207	21	3
10889838	19207	18	16	10889954	19207	14	10
10889841	19207	18	14	10889961	19207	48	14
10889846	19207	18	12	10889964	19207	18	11
10889849	19207	46	9	10889966	19207	19	15
	19207	46	9	1088973	19207	12	2
	19207	46	9	10889976-1	19207	21	1
	19207	46	9		19207	21	1
10889851	19207	48	18	10889984	19207	25	25
	19207	48	18	10889990	19207	12	30
10889853	19207	46	16	10889991	19207	46	11
	19207	46	16		19207	47	2
	19207	46	16	10889993	19207	46	12
	19207	46	16	10889996	19207	20	1
10889854	19207	47	13		19207	20	1
	19207	47	13		19207	20	1
	19207	47	13	10896326	19207	18	5
	19207	48	9	10896327	19207	53	51
	19207	48	9	10898704	19207	15	30
10889854	19207	48	9	10898706	19207	23	8
	19207	48	9	10898712	19207	12	4
10889856	19207	49	36	10898716	19207	13	9
	19207	49	36		19207	27	17
10889857	19207	24	30	10898717	19207	50	21
10889858	19207	24	1	10898719	19207	18	15
	19207	24	1	10898724	19207	15	23
	19207	24	1	10898727	19207	12	28
	19207	24	1	10898728	19207	12	22
	19207	24	1		19207	14	36
10889859	19207	48	15	10898729	19207	14	35
10889862	19207	24	29	10899009	19207	16	8
10889863	19207	14	34		19207	16	8
10889874	19207	20	45	10899010	19207	16	8
10889876	19207	19	11		19207	16	8
10889878	19207	23	6	10899011	19207	14	4
	19207	24	19		19207	14	4
10889882	19207	13	11	10899012	19207	14	4
10889885	19207	13	12		19207	14	4
	19207	13	12	10899013	19207	14	45
10889886	19207	14	33	10899013	19207	14	45
10889887	19207	20	44	10899014	19207	14	45
10889888	19207	20	3A		19207	14	46
10889899	19207	19	4	10899015	19207	14	5

Reference Number Cross-Reference to Manufacturer's Code  
Figure Number, and Item Number-Continued

REFERENCE NUMBER	MFG CODE	FIG NO	ITEM NO	REFERENCE NUMBER	MFG CODE	FIG NO	ITEM NO
	19207	14	5		19207	17	3
10899016	19207	14	5	10910979	19207	17	2
	19207	14			19207	17	2
10899017	19207	14	46	10910980	19207	17	1
	19207	14	47		19207	17	1
10899018	19207	14	46	10911018-1	19207	51	2
	19207	14	47	10911114	19207	46	8
10899032	19207	48	19	10912158	19207	19	1
10899046	19207	24	33	10912158-1	19207	19	3
10899061	19207	46	3	10912228	19207	58	10
10899061-1	19207	46	5	10912235	19207	58	2
10899062	19207	15	28	10912238	19207	18	22
	19207	15	28	10912239	19207	66	6
	19207	15	28	10912246	19207	65	5
10899073-2	19207	24	5	10912247	19207	65	2
	19207	25	23	10912248	19207	65	4
10899073-4	19207	48	17	10912249	19207	65	1
10899073-5	19207	18	24	10912377	19207	18	31
	19207	47	10	10912380	19207	57	2
	19207	48	7	10912382	19207	21	12
10899080	19207	18	9	10912393-2	19207	24	7
	19207	18	9	10912393-2	19207	24	27
	19207	18	9	10912423	19207	27	20
	19207	18	9	10912490	19207	15	25
	19207	18	9	10912491	19207	15	24
10899081	19207	12	11	10912494	19207	18	2
10899082		17	19	10912497	19207	59	2
10899082-1	19207	17	20	10912505	19207	24	16
10899084	19207	25	30	10912514	19207	14	25
10899085	19207	53	47		19207	14	25
10899088	19207	15	33		19207	14	26
10899091	19207	48	16	10912553	19207	27	5
10899092	19207	15	32	10912590	19207	41	8
	19207	17	22	10912591	19207	19	8
	19207	54	6	10912607-1	19207	15	35
10899095	19207	24	26	10914552	19207	40	6
10899106	19207	18	37		19207	45	24
	19207	18	37	10914555	19207	28	5
10899107	19207	18	38		19207	28	5
	19207	18	38	10914556	19207	45	13
10899137	19207	67	11	10914557	19207	40	15
10899139	19207	67	1		19207	44	4
10899140	19207	67	5		19207	45	6
10899141	19207	67	8	10923533	19207	28	12
10899142	19207	67	9		19207	28	12
10899143	19207	67	10	10929868	19207	50	22
10899144	19207	67	4	1093250	19207	11	2
10899145	19207	67	6	10935158	19207	47	4
10899146	19207	67	7	10935176	19207	20	49
10899154	19207	67		10935193	19207	19	12
10899156	19207	61	5	10935194	19207	54	17
10899157	19207	61	8		19207	54	18
10899158	19207	61	12	10935194	19207	54	18
10899160	19207	65	3	10935195-1	19207	15	9
10899161	19207	65	15	10935196	19207	20	33
10899166	19207	65	10	10935197	19207	20	28
10899168	19207	65	13		19207	20	28
10899174	19207	65	6		19207	20	28
10899177	19207	21	9	10935198	19207	20	52
10899178	19207	61	9	10935199	19207	20	35
10899179	19207	61	4		19207	20	35
10899180	19207	64			19207	20	35
10899183	19207	61	3	10935200	19207	20	23
10899187	19207	65	9	10935201	19207	20	19
10899188	19207	66	5		19207	20	19
10910977	19207	17	4		19207	20	19
	19207	17	4	10935203	19207	20	18
10910978	19207	17	3	10935204	19207	20	36

Reference Number Cross-Reference to Manufacturer's Code  
Figure Number, and Item Number-Continued

REFERENCE NUMBER	MFG CODE	FIG NO	ITEM NO	REFERENCE NUMBER	MFG CODE	FIG NO	ITEM NO
10935208	19207	20	25	10935322	19207	58	1
10935209	19207	18	26		19207	58	1
10935209-1	19207	18	26		19207	58	1
10935211	19207	15	21		19207	58	1
10935211-1	19207	15	22		19207	58	1
10935212	19207	20	32	10935323	19207	58	9
10935213	19207	20	57	10935342	19207	16	7
10935215	19207	19	17	10935375	19207	19	8
10935216	19207	15	16	10935376	19207	51	2
10935216-1	19207	15	20	10935405	19207	31	
10935218	19207	27	18	10935418	19207	24	23
10935219	19207	14	22	10935441	19207	14	3
10935219-1	19207	14	24	10935444	19207	57	1
10935221	19207	20	9	10935481	19207	38	10
10935226	19207	20	14		19207	38	10
10935228	19207	20	16	10935482	19207	38	11
10935236	19207	20	53		19207	38	11
10935237-1	19207	34	4	10935483	19207	38	9
109352737-2	19207	34	9		19207	38	9
10935238	19207	25	4	10935498	19207	27	10
10935238-1	19207	25	5	10935516	19207	12	31
10935239	19207	16	9	10935516-1	19207	12	33
	19207	16	9	10935517	19207	25	1
	19207	16	9		19207	53	47
	19207	16	9	10935518	19207	12	32
10935240	19207	27	13	10935553	19207	12	1
10935241	19207	25	6	10935558	19207	40	18
10935243	19207	54	3		19207	41	11
10935244	19207	20	56		19207	45	3
10935245	19207	57	1	10935599	19207	16	13
10935246	19207	54	4		19207	16	13
10935246-1	19207	54	5	10935616	19207	47	3
10935250	19207	11	2	10935618-1	19207	15	35
10935256	19207	42	15	10935618-2	19207	15	35
10935258	19207	20	21	10935624	19207	24	24
10935259	19207	20	25	10935625	19207	25	26
10935264	19207	27	10		19207	25	26
10935264-2	19207	27	10		19207	25	26
10935266	19207	39	1		19207	25	26
10935267	19207	14	32	10935628	19207	38	2
10935268	19207	21	17	10935633	19207	38	16
10935272	19207	28	20	10935634	19207	38	13
10935277	19207	16	12	10935635	19207	38	8
	19207	16	12	10935636	19207	38	3
	19207	16	12	10935637	19207	38	4
	19207	16	12	10935638	19207	38	6
	19207	16	12	10935640	19207	48	4
10935277	19207	16	12	10935640-1	19207	48	5
10935278	19207	14	27	10935641	19207	48	1
10935279	19207	36	11	10935646	19207	40	11
10935280	19207	36	13		19207	45	17
10935281	19207	GROUP 0100		10945184	19207	35	12
10935282	19207	35	11	10950808	19207	50	22
	19207	36	9	10951000	19207	15	31
10935282-1	19207	35	11	10951000-1	19207	15	34
10935284	19207	28	9	10951002	19207	21	9
10935288	19207	61	10	10951003	19207	37	9
10935297	19207	66	4		19207	38	7
10935298	19207	66	3	10951005	19207	17	26
10935299	19207	66	2	10951011	19207	53	45
10935300	19207	61	14	10951011-1	19207	53	48
10935305	19207	65	13	10951012	19207	23	15
10935306	19207	65	14	10951015	19207	23	16
10935307	19207	65	8	10951016	19207	23	19
10935308	19207	19	9	10951017	19207	23	20
10935312	19207	65	7	10951019	19207	24	26
10935313	19207	61	11	10951021	19207	24	25
10935314	19207	61	2	10951022	19207	24	23

Reference Number Cross-Reference to Manufacturer's Code  
Figure Number, and Item Number-Continued

REFERENCE NUMBER	MFG CODE	FIG NO	ITEM NO	REFERENCE NUMBER	MFG CODE	FIG NO	ITEM NO
10951101	19207	48	10		19207	45	30
	19207	48	10	11600319	19207	55	5
10951115	19207	27	10	11600629	19207	19	20
10951177	19207	14	9	11600651	19207	22	21
10951177	19207	14	9	11600676	19207	54	9
	19207	14	9		19207	54	10
10951178	19207	25	12	11600900	19207	60	5
10951179	19207	46	15	11601174	19207	26	9
10951180	19207	40	3	11601352	19207	56	2
10951182	19207	33	8	11601365	19207	56	6
		34	7	11601366	19207	56	8
10951184	19207	32	10		19207	56	8
	19207	33	4	11601367	19207	56	7
10951185-11	19207	34	8	11601371	19207	56	14
10951185-14	19207	32	11		19207	56	14
10951185-2	19207	33	3	11601383	19207	56	10
10951185-4	19207	32	16		19207	56	10
	19207	33	1	11602308	19207	38	20
10951185-6	19207	32	9	11602309	19207	38	22
	19207	33	2	11602346	19207	54	12
10951190	19207	28	7	11602378	19207	55	6
10951191	19207	40	20	11602381	19207	55	7
10951192	19207	40	8	11602502	19207	17	12
	19207	45	22	11608765	19207	36	29
10951222	19207	16	15	11609953	19207	38	18
	19207	16	15	11609954	19207	38	23
	19207	16	15	11609963	19207	23	13
	19207	16	15		19207	23	13
10951244	19207	16	13	11609963	19207	23	13
10951247	19207	35	14	11609964	19207	18	33
10951248	19207	35	8	11609968	19207	23	8
10951251	19207	21	15	11609976	19207	32	
10951257	19207	21	9		19207	32	
10951262	19207	18	6		19207	37	
10951262-1	19207	18	7		19207	38	
10951263	19207	18	3		19207	40	
10951263-1	19207	18	4		19207	40	
10951279	19207	36	2		19207	42	
10951280	19207	36	6		19207	42	
10951285	19207	35	3		19207	42	
10951310	19207	35	28		19207	43	
10951332	19207	14	31		19207	43	
10951333	19207	14	30		19207	45	
10951361	19207	62	4		19207	45	
10951373	19207	54	1		19207	45	
10951374	19207	54	2	1160.9976-1	19207	32	3
10951385-1	19207	51	2	11609976-11	19207	42	14
10951398	19207	57	1	11609976-14	19207	43	1
10951408	19207	30	2	11609976-16	19207	32	5
10951418	19207	29	1	11609976-17	19207	40	22
	19207	30	18	11609976-2	19207	32	4
10951419	19207	29	2	11609976-23	19207	45	14
	19207	30	17	11609976-24	19207	45	12
10951428	19207	13	15	11609976-25	19207	45	14
	19207	13	15	11609976-26	19207	45	21
	19207	13	15	11609976-3	19207	42	13
	19207	13	15	11609976-4	19207	43	12
10951475	19207	28	1	11609976-5	19207	38	25
	19207	28	1		19207	45	21
10951477	19207	25	7	11609976-6	19207	45	21
10951484	19207	61	1	11609976-7	19207	37	25
10951485	19207	61	21		19207	45	12
112139	21450	17	13	11609976-8	19207	40	12
114214R1	31007	40	2	11609976-9	19207	32	1
115449	21450	58	1		19207	42	3
	21450	58	1	11609977	19207	40	
115449	21450	59	1		19207	44	
11588687	19207	40	24		19207	45	
	19207	41	3	11609977-3	19207	44	6



Reference Number Cross-Reference to Manufacturer's Code  
Figure Number, and Item Number-Continued

REFERENCE NUMBER	MFG CODE	FIG NO	ITEM NO	REFERENCE NUMBER	MFG CODE	FIG NO	ITEM NO
11609977-4	19207	40	26	11610306	19207	57	1
11609977-6	19207	45	5	11610307	19207	50	12
11609977-7	19207	45	5	11610309	19207	49	10
11610008-1	19207	28	25	11610310	19207	22	29
	19207	28	25	11610315	19207	49	13
11610008-2	19207	28	26	11610316	19207	53	41
	19207	28	26	11610317	19207	49	5
11610008-3	19207	28	27		19207	49	5
	19207	28	27	11610318	19207	51	1
11610008-4	19207	28	28		19207	51	1
	19207	28	28	11610320	19207	53	16
11610008-5	19207	28	29	11610323	19207	49	19
	19207	28	29	11610324	19207	49	18
11610011	19207	14	42		19207	49	18
	19207	14	43	11610325	19207	49	15
	19207	14	43	11610329	19207	53	27
11610015-1	19207	50	34		19207	53	27
	19207	50	34	11610331	19207	53	29
11610015-2	19207	50	35	11610333	19207	53	24
	19207	50	35		19207	53	24
11610015-3	19207	50	36		19207	53	24
11610015-3	19207	50	36	11610334	19207	53	24
11610016	19207	50	24		19207	53	25
11610018	19206	11	4	11610343	19207	27	4
11610020	19207	12	29		19207	27	4
11610040	19207	14	8	11610344	19207	27	1
11610077	19206	19	17		19207	27	1
11610078	19207	59	4	11610356	19207	27	
11610080	19207	20	39	11610361	19207	24	10
	19207	20	39		19207	24	10
11610081	19207	20	41		19207	24	10
	19207	20	41	11610362	19207	24	14
11610083	19207	20	37	11610363	19207	24	9
	19207	20	37		19207	24	9
11610102	19207	11	1		19207	24	9
11610141	19207	20	43	11610365	19207	40	16
11610142	19207	20	42		19207	40	16
11610148	19207	20	37		19207	40	16
	19207	20	37		19207	41	10
11610172	19207	14	1		19207	41	10
11610173	19207	14	2		19207	45	8
11610182	19207	20	38		19207	45	8
	19207	20	38		19207	45	8
11610182-1	19207	20	38	11610366	19207	45	31
	19207	20	38	11610367	19207	45	23
11610187	19207	11	2	11610373	19207	13	4
11610199	19207	12	26	11610378-1	19207	18	25
11610200	19207	12	21	11610378-2	19207	18	25
11610205	19207	11	5	11610382	19207	20	50
11610207	19207	27	8	11610388	19207	27	22
11610216	19207	62	2		19207	27	22
11610222	19207	62	1	11610393-1	19207	20	2
11610233	19207	30	15	11610397	19207	20	49
11610234	19207	30	16	11610399	19207	20	8
11610264	19207	18	29	11610400-1	19207	20	7
11610265	19207	50	10	11610402	19207	20	6
	19207	50	10	11610405	19207	13	7
11610275	19207	20	36	11610406	19207	15	2
11610276	19207	20	3	11610406-1	19207	15	3
11610282	19207	17	5	11610407	19207	15	13
11610283		17	6	11610407-1	19207	15	15
11610297	19207	37	7	11610408	19207	15	43
11610298	19207	37	14		19207	15	45
	19207	37	14	11610409	19207	15	42
	19207	38	12	11610410	19207	15	39
11610303	19207	49	24	11610411	19207	15	38
11610304	19207	49	4	11610412	19207	15	37
11610305	19207	50	13				

Reference Number Cross-Reference to Manufacturer's Code  
Figure Number, and Item Number-Continued

REFERENCE NUMBER	MFG CODE	FIG NO	ITEM NO	REFERENCE NUMBER	MFG CODE	FIG NO	ITEM NO
11610413	19207	22	1		19207	49	33
11610414	19207	22	10		19207	49	33
	19207	22	10	11641654	19207	15	40
11610415	19207	22	8	11641655	19207	25	10
	19207	22	8	11641656		35	18
11610416	19207	22	6		19207	36	17
	19207	22	6	11641657	19207	56	3
11610417	19207	22	7		19207	56	3
	19207	22	7	11641658	19207	32	6
11610418	19207	22	4	11641660	19207	49	30
11610419	19207	22	15	11641663	19207	58	1
11610420	19207	22	9		19207	58	1
	19207	22	9		19207	58	1
	19207	22	9		19207	58	1
1610421	19207	22	11		19207	58	1
11610422	19207	22	14		19207	58	1
11610423	19207	17	27	11641670	19207	47	4
11610424	19207	14	26	11641673	19207	18	36
	19207	14	27	11641684	19207	29	12
11610425	19207	17	19		19207	30	12
11610426	19207	17	20	11641711	19207	40	5
11610427	19207	47	7	11641733	19207	25	18
11610428	19207	47	12	11641734	19207	25	24
11610429	19207	47	8	11641735	19207	18	19
11610433	19207	49	28	11641736	19207	18	20
11610434	19207	49	25	11641737	19207	16	13
11610435	19207	49	31		19207	16	13
11610436	19207	15	36	11641739	19207	45	18
11610437	19207	37	19	11641744	19207	37	13
11610437-1	19207	37	20		19207	37	13
11610438	19207	37	1	11641745	19207	37	8
11610438-1	19207	37	5	11641746	19207	37	18
11610441	19207	14	28	11641747	19207	49	35
11610442	19207	19	17	11641748	19207	49	37
11610443	19207	14	31	11641754	19207	19	9
11610444	19207	14	33	11641760	19207	45	25
11610446	19207	14	34	11641763	19207	45	29
11613407-2	19207	50	29	11641764	19207	45	1
11613469	19207	54	10	11641776	19207	45	32
11613630	19207	50	1	11641778	19207	16	10
11613840	19207	22	31		19207	16	10
11614142	19207	50	14		19207	16	10
11614143	19207	49	8		19207	16	10
	19207	50	7		19207	16	10
11614144	19207	50	6		19207	16	10
11614145	19207	50	5	11641780	19207	29	4
11621375	19207	26	9	11641781	19207	29	5
11640428-1	19207	49	26	11641782	19207	29	6
11640923-1	19207	54	22	11641783	19207	29	16
11640951	19207	62	7	11641784	19207	29	17
11640952	19207	62	6	11641785	19207	29	18
11640953	19207	62	8	11641806	19207	28	9
11641629	19207	54	11	11641816	19207	20	33
	19207	54	12	11641821	19207	23	2
11641630-1	19207	47	11	11641825-1	19207	27	2
11641633	19207	13	8		19207	27	2
11641634	19207	40	23	11641827	19207	40	17
	19207	41	2		19207	41	9
11641635	19207	32	15		19207	45	9
11641636	19207	54	14	11641831	19207	35	12
11641639	19207	22	24	11641832	19207	35	1
11641644	19207	53	19		19207	35	1
11641645	19207	53	20		19207	35	1
11641646	19207	53	22		19207	35	1
11641647	19207	53	21		19207	35	1
11641648	19207	53	23	11641832	19207	35	1
11641649	19207	53	26		19207	36	10
11641650	19207	53	30		19207	36	10
11641652	19207	49	33		19207	36	10

Reference Number Cross-Reference to Manufacturer's Code  
Figure Number, and Item Number-Continued

REFERENCE NUMBER	MFG CODE	FIG NO	ITEM NO	REFERENCE NUMBER	MFG CODE	FIG NO	ITEM NO
11641839	19207	23	4	11642118	19207	57	1
11641841-1	19207	49	27	11662856	19207	GROUP 0100	
11641849	19207	46	8		19207	GROUP 0100	
11641850	19207	24	2		19207	GROUP 0100	
11641851	19207	24	4	11662954	19207	21	6
11641853	19207	24	13	11668332	19207	26	10
11641854	19207	47	14	11668445	19207	18	28
	19207	47	14	11668459	19207	35	12
11641857	19207	37	12	11668483	19207	16	13
	19207	37	12	11668493	19207	18	27
11641867	19207	37	17	11682592-2	19207	14	23
11641868	19207	37	16	11682699	19207	13	2
11641869	19207	59	4	119922	21450	44	1
11641889	19207	28	20	120428	21450	GROUP 0100	
11641907	19207	27	10	120499	21450	33	7
11641913	19207	16	11	14NF3-AN315-16	88044	61	6
	19207	16	11	15002	81321	39	2
	19207	16	11	150190	21450	40	19
	19207	16	11		21450	41	12
	19207	16	11		21450	45	4
	19207	16	11		21450	45	4
	19207	16	11	17C18035-50	80244	22	26
11641914	19207	16	3	189566	21450	25	7
11641915	19207	16	4		21450	25	13
11641916	19207	16	1		21450	49	14
11641921	19207	22	33	20509-5	81321	39	4
11641945	19207	14	32		81321	39	4
11641946	19207	14	27	220494	19204	19	10
11641952	19207	58	2	220722	21450	20	46
11641958	19207	58	9	2759-37	06388	26	6
11641961	19207	58	10		06388	26	6
11641981	19207	57	1	317566	79260	56	12
11641982	19207	11	5	321801	79260	56	13
11641985	19207	23	1	327322	79260	56	4
11641987	19207	53	3	327324	79260	56	9
	19207	53	3	327327	79260	56	11
	19207	53	3	33435	81321	39	5
11642000	19207	66	7		81321	39	5
11642001	19207	60	9	3551-5	91767	61	17
11642002	19207	60	8	3731070000	13499	50	26
11642003	19207	60	3	443998	21450	40	9
11642004	19207	60	7		21450	42	9
11642005	19207	60	4	444000	21450	52	2
11642006	19207	60	1	444055	21450	12	19
11642007	19207	60	2		21450	52	3
11642008	19207	60	6	444134	21450	33	6
11642009	19207	62	3	444476	21450	40	10
11642010	19207	62	5	444514	21450	45	16
11642010-1	19207	62	9	444655	21450	12	15
11642010-2	19207	62	14		21450	15	17
11642010-3	19207	62	10		21450	25	9
11642010-4	19207	62	11	444688	21450	12	34
11642011	19207	62	12	444688	21450	13	5
11642051	19207	18	23		21450	53	46
11642057	19207	37	6	444783	21450	12	27
	19207	37	6	444789	21450	24	28
11642059	19207	16	2	445097	21450	19	19
11642060	19207	50	21	451083	21450	53	32
11642107	19207	35	14	454087	21450	54	18
11642108	19207	21	9	454112	21450	54	21
11642109	19207	35	8	502237	21450	15	10
11642113	19207	35	2	5189043	19207	53	9
	19207	35	2	5204KD	21335	19	13
11642114	19207	35	3	5304H	52676	49	20
11642115	19207	35	13	5308191	19207	15	12
	19207	35	13	535-16N	91767	61	18
11642116	19207	25	14	5702645	19207	14	
11642117	19207	11	1	5702646	19207	16	

Reference Number Cross-Reference to Manufacturer's Code  
Figure Number, and Item Number-Continued

REFERENCE NUMBER	MFG CODE	FIG NO	ITEM NO	REFERENCE NUMBER	MFG CODE	FIG NO	ITEM NO
5702647	19207	16			19207	19	2
5702648	19207	16			19207	19	2
5702650	19207	49		7376342	19207	15	32
5702651	19207	14			19207	24	27
5702652	19207	14			19207	54	6
5702653	19207	17		7383446	19207	35	2
5702659	19207	23			19207	35	2
5702677	19207	GROUP 0100			19207	35	2
5702678	19207	GROUP 0100			19207	35	2
5702683	19207	11		7383446	19207	36	7
5702684	19207	39			19207	36	7
5702691	19207	53			19207	36	7
5702692	19207	51		7383459	19207	GROUP 0100	
5702693	19207	24			19207	GROUP 0100	
5702704	19207	36		7413736	19207	43	7
5702725	19207	48		7414584	19207	45	2
5702743	19207	28		7415300	19207	18	32
5702744	19207	50		7416621	19207	43	4
5702746	19207	GROUP 0100		7520945	19207	26	7
5702759	19207	11		7524310	19207	50	22
5702761	19207	56		7539688	19207	58	3
5702766	19207	16			19207	59	3
5702767	19207	16		7735745	19207	22	16
5702774	19207	16		7748817	19207	17	14
5702776	19207	37		7748823	19207	53	5
5702777	19207	16			19207	53	5
5702780	19207	22			19207	53	5
5702783	19207	GROUP 0100		7748825	19207	GROUP 1209	
5702784	19207	49			19207	53	49
5702785	19207	50			19207	53	49
5702786	19207	47			19207	53	49
5702787	19207	20		7748826	19207	53	17
5702791	19207	35			19207	53	17
5704349	19207	GROUP 0100			19207	53	17
5704350	19207	11		7748832	19207	29	11
5704353	19207	24			19207	30	11
5704355	19207	GROUP 0100		7748837	19207	28	19
5704358	19207	20			19207	28	19
5704359	19207	20			19207	28	19
5704360	19207	53			19207	28	19
5704391	19207	GROUP 0100		7748837	19207	28	19
5704392	19207	35		7748839-4	19207	35	10
5704480	19207	16			19207	36	8
570822	21450	53	8	7748839-5	19207	35	10
573033	21450	42	6	7748854	19207	GROUP 0100	
573038	21450	42	16		19207	GROUP 0100	
573038	21450	43	2		19207	GROUP 0100	
573053	21450	34	1	7748858	19207	35	13
58850-2	81321	39	3		19207	35	13
59556	81321	39	6		19207	35	13
6288	81321	39	7		19207	35	13
645A6	53477	58	5		19207	36	12
700070	21450	26	5		19207	36	12
700334	21450	49	29		19207	36	12
7005621	19207	38	21	7748859	19207	46	7
7059460-1	19207	40	1		19207	46	7
7062194	19207	42	10		19207	46	7
712049	21450	26	11	7748862	19207	19	16
	21450	26	11	7748863	18297	28	9
	21450	26	11	7748870	19207	23	21
	21450	26	11		19207	23	21
7328356	19207	13	3	7748871	19207	41	7
7348837	19207	25	11	7748873	19207	23	14
7355736	19207	50	22	7748874	19207	44	11
7375429	19207	21	4	7748882	19207	28	20
	19207	22	18	7748883	19207	36	19
7375468-1	19207	12	8	7748885	19207	24	34
7376332	19207	19	2	7748905	19207	23	17

Reference Number Cross-Reference to Manufacturer's Code  
Figure Number, and Item Number-Continued

REFERENCE NUMBER	MFG CODE	FIG NO	ITEM NO	REFERENCE NUMBER	MFG CODE	FIG NO	ITEM NO
		23	17	8357973	19207	21	8
7748910	19207	21	6			35	16
7748957	19207	13	6		19207	36	15
7748957	19207	25	22	8376183	19207	48	6
7748959	19207	18	13	8376456	19207	58	4
7748964	19207	24	3	8386479	19207	15	14
	19207	24	24	8390124	19207	62	15
7748968	19207	12	25	8708742	19207	63	
7748969	19207	23	7	8713857	19207	14	39
	19207	24	21	8713947	19207	15	33
7748970	19207	23	5	8720306	19207	54	19
	19207	24	18	8725201	19207	GROUP 0106	
7748972	19207	19	7	8735503	19207	26	4
7748975	19207	19	5	8735507	19207	26	3
7748976	19207	46	2	8748329	19207	23	18
	19207	47	5		19207	23	18
	19207	48	13	8748337	19207	53	12
7751056	19207	61	16	8758517	19207	12	20
7760064	19207	45	28	8758520	19207	12	24
7771286	19201	53	40	8758528	19207	12	23
7950189	19207	66	8	8764914	19207	22	28
7950198	19207	66	1	88LB1-4	30327	40	14
81LB1-4	30327	28	6	88LB1-4X1-8	30327	40	13
	30327	42	2		30327	42	1
	30327	43	11		30327	43	13
	30317	45	11		30327	45	10
81LB1-8	30327	40	7	89LB 1/4X1/8	30327	28	8
	30327	44	3	89LB1-4X1-8	30327	42	8
	30327	44	5		30327	43	10
	30327	45	7	89LB1-8X1-8	30327	44	2
81LB3-8	30327	32	7	90	01292	35	17
	30327	33	5	90	01292	36	16
833042	19207	23	12	9402877	19207	34	10
8355883	19207	58	3				

By Order of the Secretary of the Army:

Official:

VERNE L. BOWERS

*Major General, United States Army,  
The Adjutant General.*

CREIGHTON W. ABRAMS,  
*General, United States Army,  
Chief of Staff.*

Distribution:

To be distributed in accordance with DA Form 12-38, Direct and General Support Maintenance requirements for Trucks, Cargo, 2½-Ton, M34; M35; M35A1; M35A2; M35A20; M35E8; M36A2; M35C; M135; M211; 5-Ton, M41; M54; M55; M656; M813; M813A1; M814; Truck, Dump, 2½-Ton, M47; M59; M215; M372; 5 Ton, M51; Truck, Tank, Gasoline, 2½ Ton 1200 Gallon, M49; M49A1C; M49A2C; M49C; M217; M217C; Truck, Tank, Water, 2½-Ton 1000 Gallon, M50; M50A1; M50A2; M222; Truck, Tractor, 2½-Ton, M48; M221; M275A1; M275; M275A2; 5-Ton, M52; M246; M757; M816; M818; M819; Truck, Wreckers, Medium M62; M543.











